



# **Predict Markets. Trade Insights. Shape Tomorrow.**

The Future of Prediction Markets

Politics • Economy • Crypto • Finance • AI • Entertainment • Sports



# Where Predictions Become Markets

Decentralized Prediction Markets for Everyone

Trade the probability of future events and discover market-driven insights powered by collective intelligence.



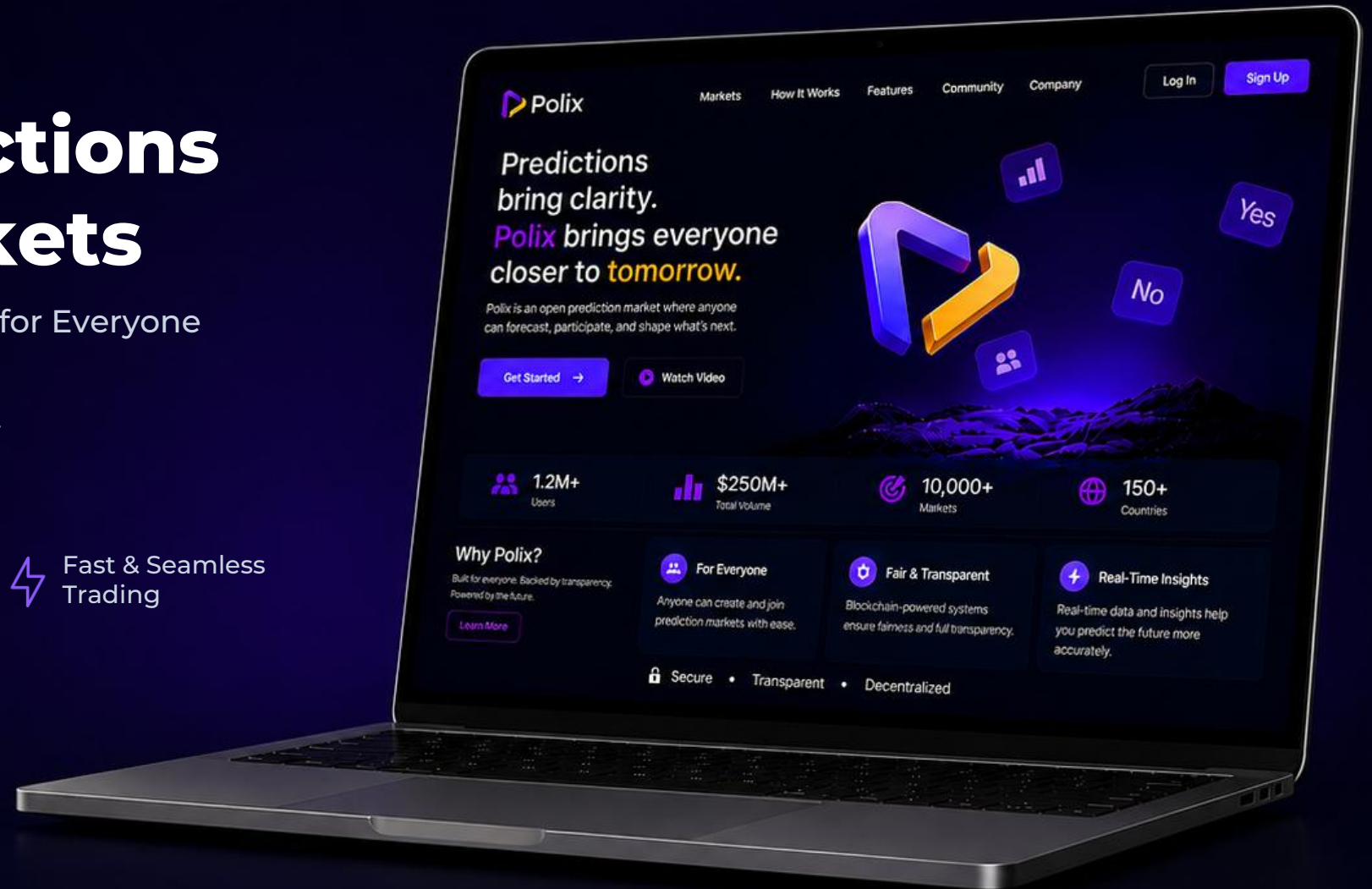
Real-World Markets



Transparent & Decentralized



Fast & Seamless Trading



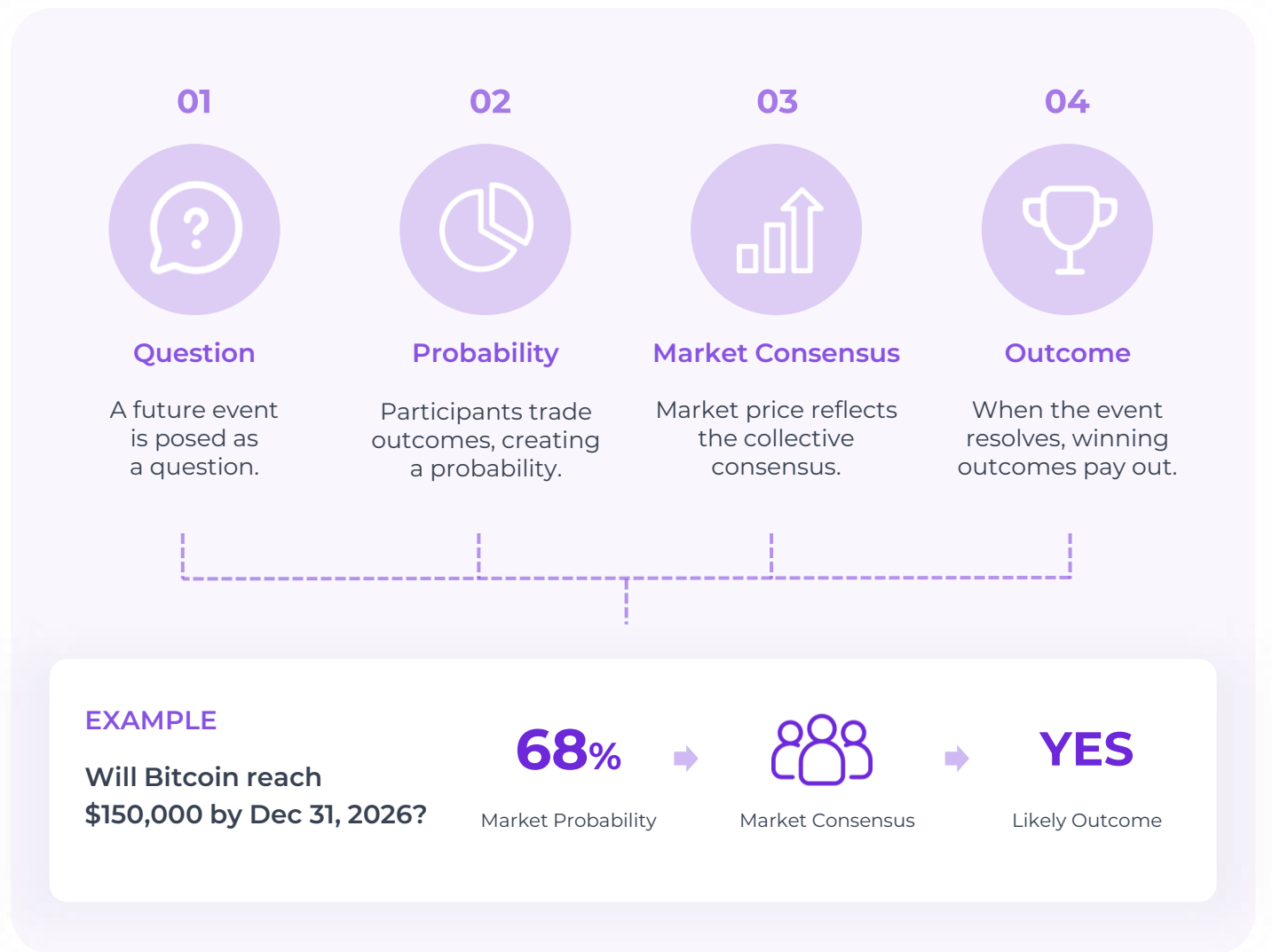
# Understanding Prediction Markets

Where **collective intelligence** meets market-driven forecasting.



# What is a Prediction Market?

A market where participants trade the **probability** of future events.



# How Prediction Markets Work

Participants continuously buy and sell outcomes, driving real-time probabilities through market activity.

Collective intelligence transforms opinions into probabilities.



# Why Prediction Markets Matter

Prediction markets aggregate the knowledge, opinions, and insights of thousands of participants.

Unlike traditional polls or expert forecasts, market prices continuously update to reflect real-world expectations.

Collective intelligence often produces more accurate forecasts than individual experts.



Real-Time  
Signals



Market-Based  
Forecasting



Collective  
Intelligence

# Prediction Markets vs Traditional Forecasting

Why market-based forecasting often outperforms traditional methods.

## Traditional Forecasting

### Polls

Survey-based predictions.

### Expert Opinions

Individual judgment driven.

### Static Data

Historical information only.

### Limited Participation

Small participant pool.

VS

## Prediction Markets

### Real-Time Signals

Live market information.

### Collective Intelligence

Wisdom of the crowd.

### Continuous Updates

Always evolving probabilities.

### Global Participation

Open to everyone worldwide.

# Real-World Use Cases

Prediction markets can be applied across politics, finance, crypto, sports, AI, and real-world events.



# Industry Overview

Prediction markets are positioned at the intersection of information, finance, and global participation.



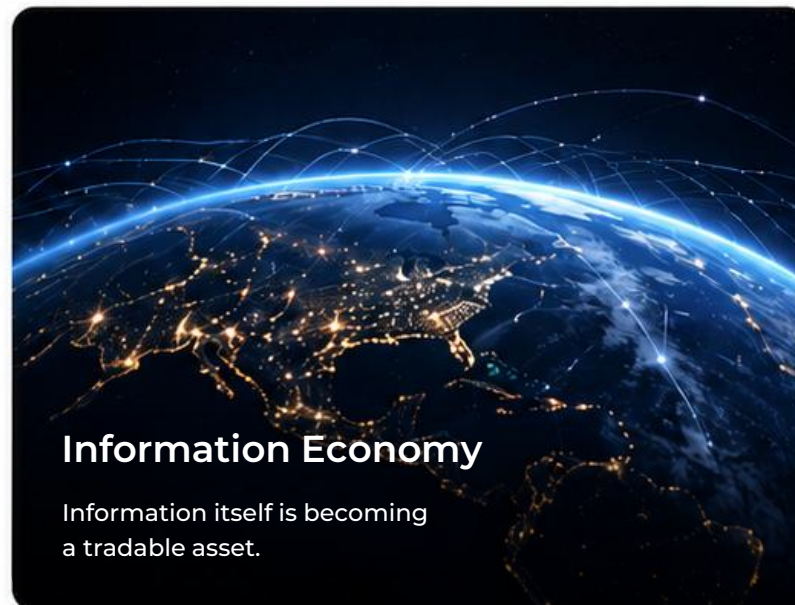
The Next Major Market Category Is Emerging

# Why Now?

---

Four structural trends are accelerating the adoption of prediction markets worldwide.

The convergence of AI, crypto, and global connectivity is creating a new market category.




# Current Market Leaders

Leading platforms have already proven real-world demand for prediction markets.



## Largest decentralized prediction market

- ✓ Global leader in trading volume
- ✓ Millions of active users worldwide
- ✓ Covers politics, crypto, sports, and more
- ✓ Crypto-native and permissionless



## Regulated event trading platform

- ✓ US regulated exchange
- ✓ Event contracts on real-world outcomes
- ✓ Retail and institutional participation
- ✓ Backed by leading investors



## Pioneer in online prediction markets

- ✓ Long history and proven track record
- ✓ Active community of traders
- ✓ Political and public policy markets
- ✓ Established user trust



## Next-generation forecasting platform

- ✓ AI-powered forecasting experience
- ✓ Built for the next generation of users
- ✓ Fast-growing community
- ✓ Innovative market designs

# Problems & Opportunities

Key industry challenges are creating opportunities for the next generation of prediction markets.

## CURRENT CHALLENGES



### Limited Market Creation

Most platforms restrict who can create markets.



### Fragmented Liquidity

Users and volume remain isolated across platforms.



### Complex User Experience

Prediction markets are still difficult for mainstream users.



### Weak Creator Incentives

Creators receive limited rewards for generating markets.

MARKET  
GAP



## NEXT OPPORTUNITY



### User-Generated Markets

Anyone can create and launch prediction markets.



### Aggregated Liquidity

Unified liquidity across multiple platforms.



### AI-Powered Experience

AI assists forecasting, discovery, and trading.

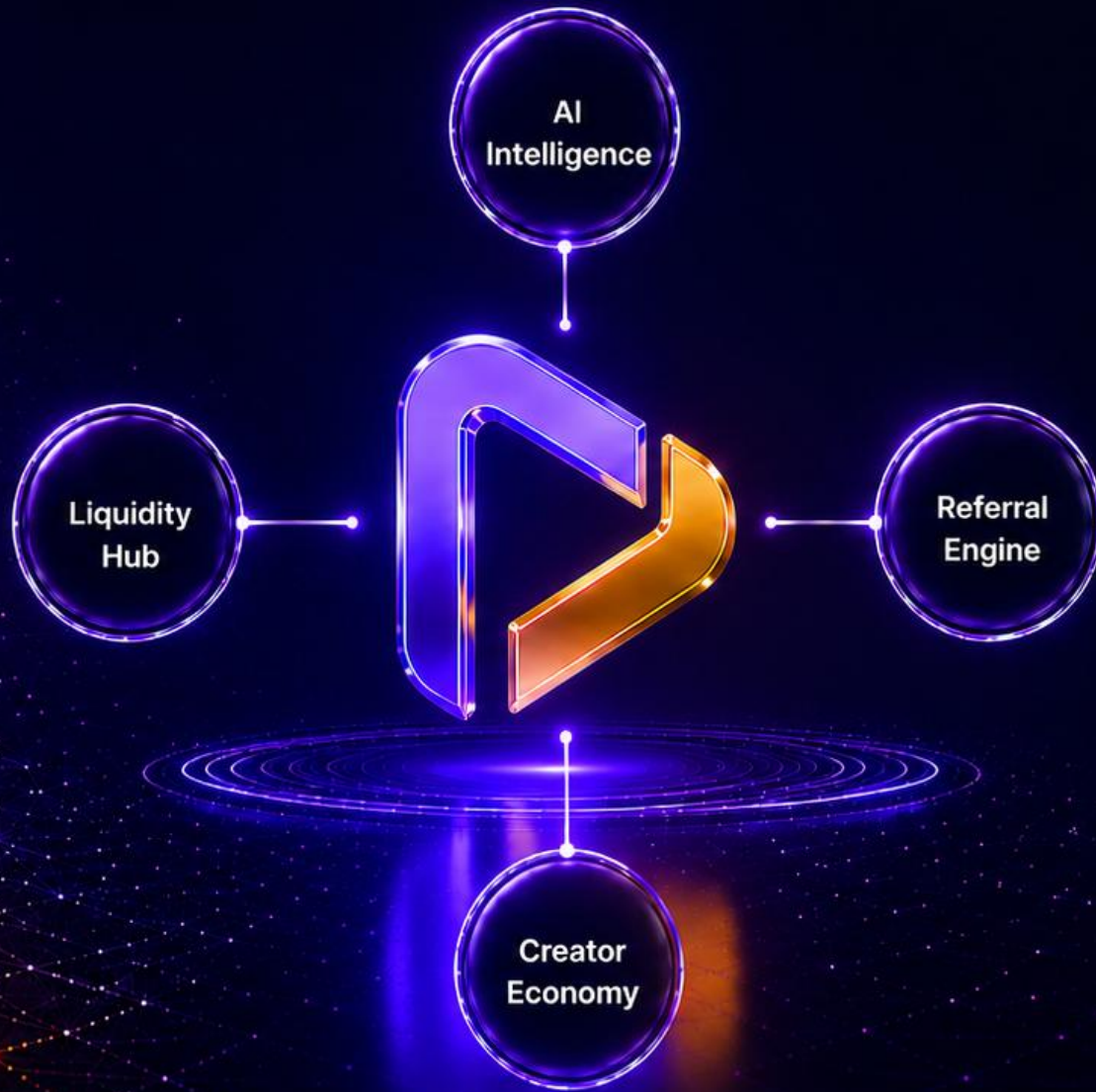


### Creator Economy

Revenue sharing and incentives for market creators.

# The Next Generation Prediction Ecosystem

POLIX combines AI, liquidity, creator incentives, and network-driven growth into a unified prediction ecosystem.



## AI Intelligence

AI-powered forecasting and market discovery

## Liquidity Hub

Aggregated liquidity across prediction markets

## Referral Engine

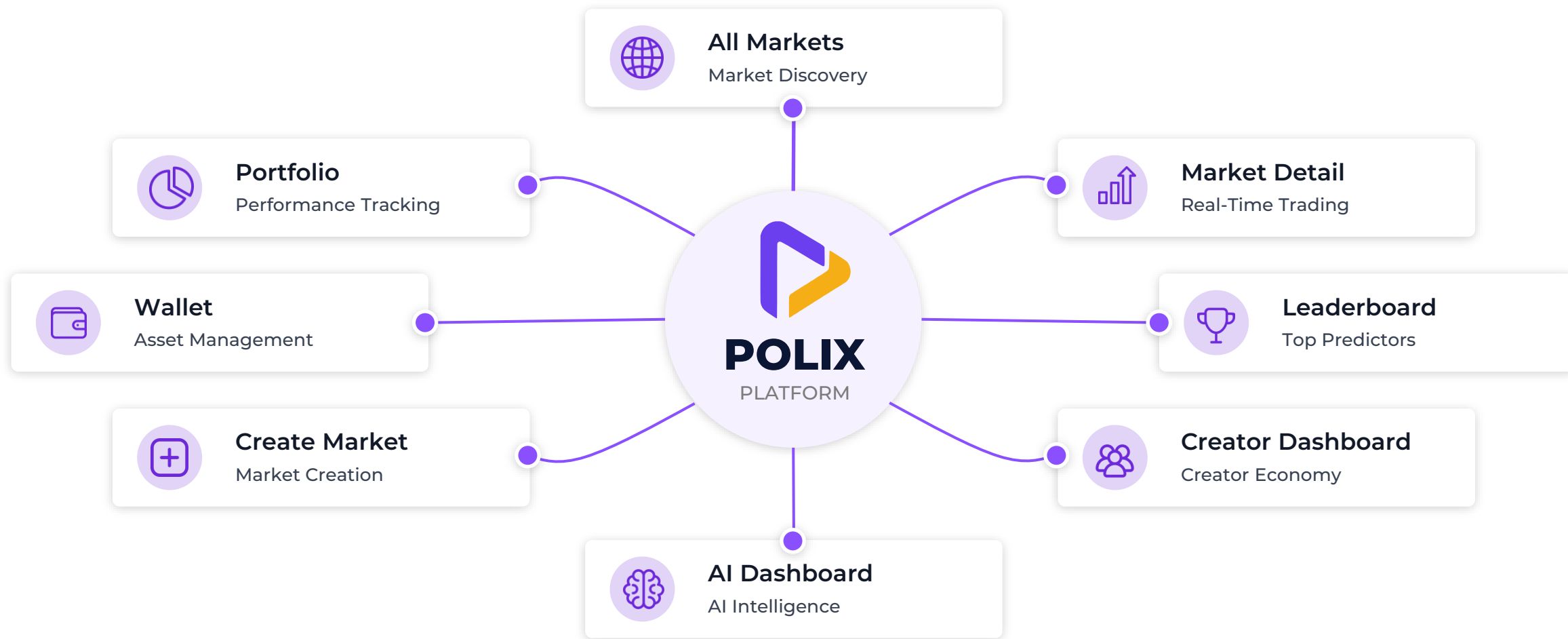
Community-driven user acquisition and growth

## Creator Economy

Incentives and revenue sharing for market creators

# One Platform. Eight Core Experiences.

Everything users need to discover, trade, manage, create, and grow within the POLIX ecosystem.



The screenshot displays the Polix platform interface with a dark theme. On the left is a sidebar with navigation options: Home, Explore, Create, Portfolio, Activity, Leaderboard, Polix Balance (12,450 POLX), Deposit, Help & Support, Settings, and Log out. The main area is titled 'All markets' and features a search bar and category filters (All, Politics, Economy, Crypto, Finance, AI, Entertainment, Sports). A grid of market prediction cards is shown, each with a category icon, title, odds, and 'Yes/No' buttons. Categories include Politics (US x Iran deal), Crypto (BTC price), Sports (World Cup Odds, MLB games), and Entertainment (Top Esports, Team WE). A bottom navigation bar shows page numbers 1, 2, 3, ..., 18.

# All Markets

Discover Markets Across Politics, Crypto, AI, Sports and More

## Smart Discovery

Explore trending and newly created markets across multiple categories.

## Real-Time Insights

Track probabilities, trading volume, and market activity in real time.

## Advanced Filtering

Quickly find opportunities using categories, search, and popularity filters.

The screenshot shows the Polix trading platform interface. At the top, there's a navigation bar with 'Polix' logo, 'Explore', 'Markets', 'Portfolio', 'Activity', and 'Community'. A search bar is present. Below the navigation, the main market details are displayed for 'Who will win the 2024 U.S. Presidential Election?'. It shows a total volume of \$12,245,231 and a market end time of 164d 05h 32m. Two candidates are listed: Donald Trump at 55% (up 2.4%) and Kamala Harris at 45% (down 2.4%). Each candidate has a corresponding line chart showing their probability over time. To the right, there's a trading panel with 'Buy' and 'Sell' tabs, 'Outcome' (Yes 55¢, No 46¢), and 'Amount' (\$100, \$10, \$50, \$100, MAX) selection. Below this is an 'Order Book' table and a 'Recent Trades' table. At the bottom, there's a 'Market Overview' chart and an 'About this Market' section with details like 'Resolution Source: Associated Press', 'Market Type: Binary', 'Created: Apr 22, 2024', and 'Market ID: 0x7f...a3b9'. The footer indicates 'Secure', 'Transparent', and 'Decentralized'.

# Market Detail

## Trade Prediction Markets in Real Time

### Real-Time Trading

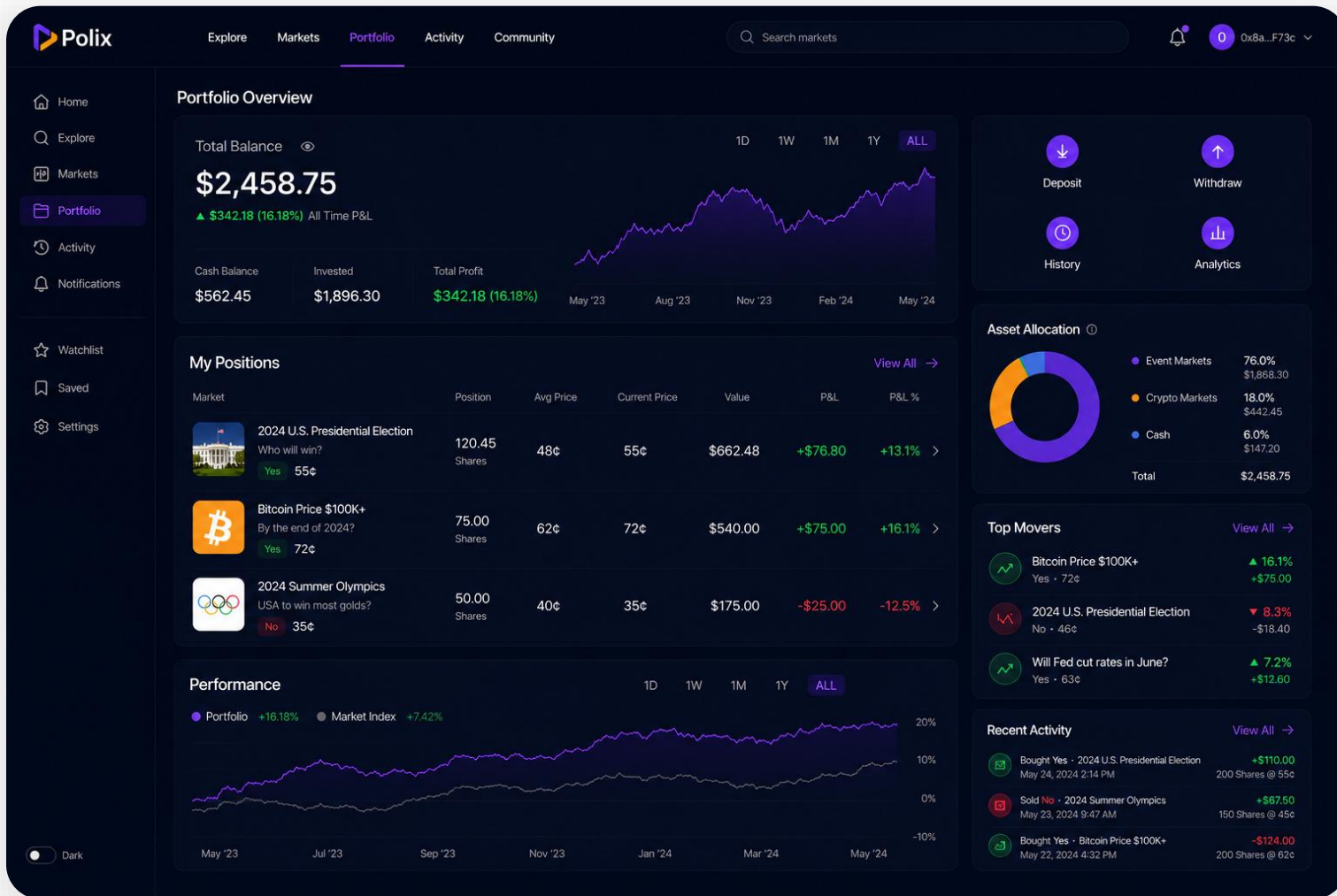
Buy or sell positions instantly based on changing market probabilities.

### Live Probability Tracking

Track probabilities, trading volume, and market activity in real time.

### Intuitive Yes / No Trading

Simple binary trading designed for fast and efficient decision-making.



# Portfolio

Monitor Positions and Track Performance

## Portfolio Overview

View all active positions and portfolio performance in one place.

## Profit & Loss Tracking

Track realized and unrealized gains with detailed performance metrics.

## Position Management

Monitor open positions and track exposure across multiple markets.

The screenshot displays the Polix Wallet interface. At the top, the navigation bar includes 'Explore', 'Markets', 'Portfolio', 'Wallet' (selected), 'Activity', and 'Community'. The user's address '0xBa...F73c' is visible in the top right. The main content area is divided into several sections:

- Wallet Overview:** Shows a total balance of \$2,458.75 (USD) and approximately 1,245.32 USDC. It includes a line chart showing price fluctuations and four quick action buttons: Deposit, Withdraw, Transfer, and History.
- Quick Actions:** A grid of buttons for Deposit, Withdraw, Transfer, and History.
- Portfolio Allocation:** A donut chart and table showing the distribution of assets:
 

| Asset        | Percentage | Value             |
|--------------|------------|-------------------|
| POLX         | 38.1%      | \$937.50          |
| USDC         | 50.7%      | \$1,245.32        |
| BTC          | 7.9%       | \$785.68          |
| ETH          | 2.0%       | \$489.12          |
| USDT         | 1.3%       | \$150.00          |
| <b>Total</b> |            | <b>\$2,458.75</b> |
- Assets Table:**

| Asset                      | Balance                     | USD Value  | 24H Change | Allocation |
|----------------------------|-----------------------------|------------|------------|------------|
| <b>POLX</b><br>Polix Token | 1,250.00 POLX<br>\$937.50   | \$937.50   | ▲ 12.5%    | 38.1%      |
| <b>USDC</b><br>USD Coin    | 1,245.32 USDC<br>\$1,245.32 | \$1,245.32 | ▲ 0.01%    | 50.7%      |
| <b>BTC</b><br>Bitcoin      | 0.01235 BTC<br>\$785.68     | \$785.68   | ▲ 2.35%    | 7.9%       |
| <b>ETH</b><br>Ethereum     | 0.2567 ETH<br>\$489.12      | \$489.12   | ▲ 1.45%    | 2.0%       |
| <b>USDT</b><br>Tether      | 150.00 USDT<br>\$150.00     | \$150.00   | ▲ 0.02%    | 1.3%       |
- Recent Transactions:**

| Type     | Asset       | Amount                   |
|----------|-------------|--------------------------|
| Deposit  | USDC        | +500.00 USDC<br>\$500.00 |
| Withdraw | POLX        | -100.00 POLX<br>-\$75.00 |
| Transfer | USDT → USDC | +150.00 USDC<br>\$150.00 |
| Deposit  | BTC         | +0.005 BTC<br>\$315.40   |
| Withdraw | USDT        | -50.00 USDT<br>-\$50.00  |

At the bottom, there is a footer with the text 'Secure • Transparent • Decentralized' and a promotional message: 'Use POLX for lower fees. Hold POLX to enjoy reduced trading fees and exclusive platform benefits. Learn More →'.

# Wallet

Manage Assets and Funds with Confidence

## Asset Management

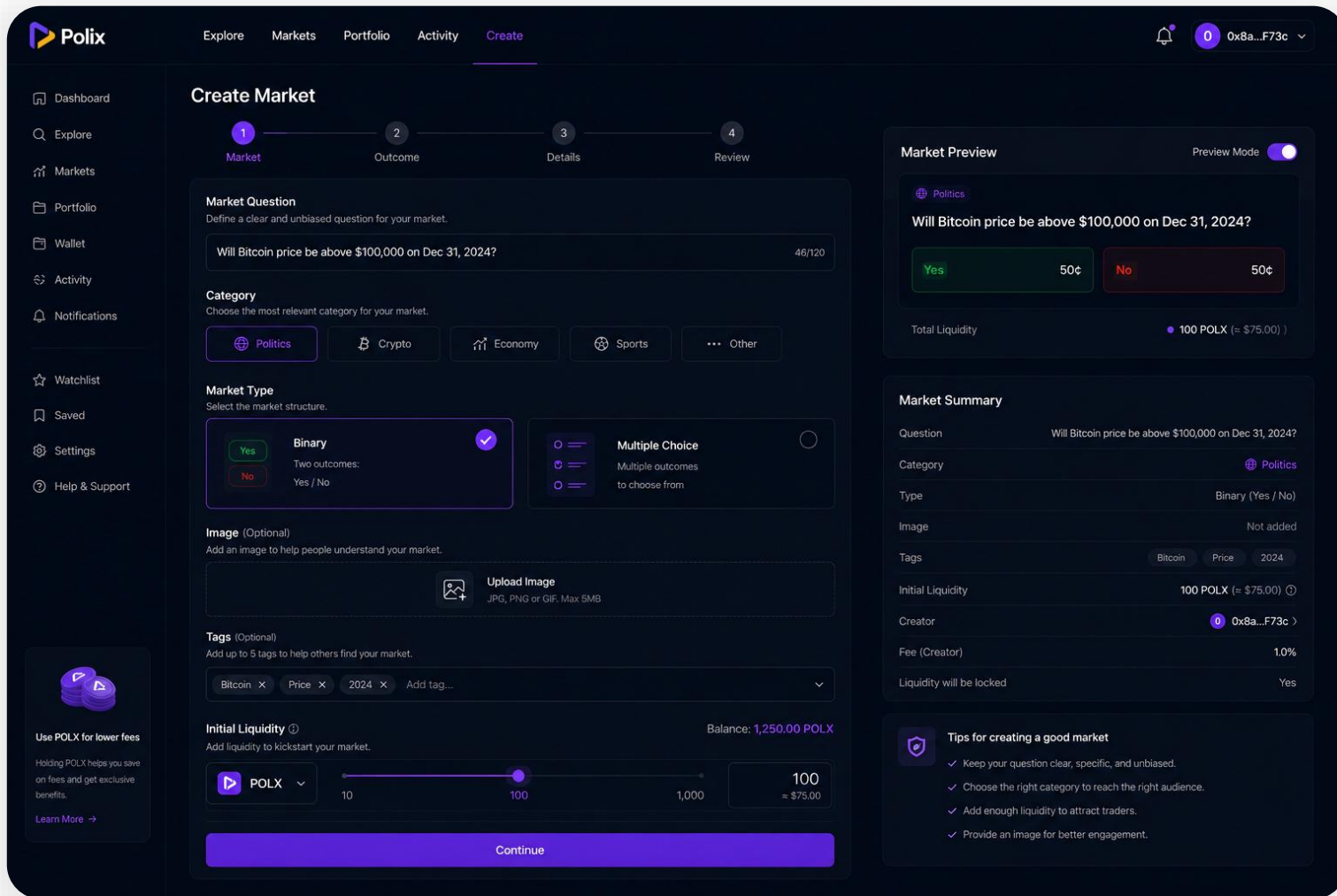
Monitor balances and holdings across all supported platform assets.

## Secure Transactions

Deposit and withdraw funds securely with transparent transaction records.

## Wallet Overview

Track account activity and asset movements in real time.



# Create Market

Build and Launch Prediction Markets

## User-Generated Markets

Create custom prediction markets around topics and events you care about.

## Simple Creation Flow

Launch new markets through an intuitive step-by-step process.

## Community Participation

Enable users to trade, engage, and contribute market liquidity.

**Polix** | Explore | Markets | Portfolio | Wallet | Activity | **Leaderboard** | Community

7D

### Leaderboard

Top traders on Polix platform

Top Traders | Top Markets | My Rank

2

**CryptoWizard**

PnL (7D) +8,245.32 USDC

Win Rate **78.2%**

1

**AlphaHunter**

PnL (7D) +12,652.75 USDC

Win Rate **82.6%**

3

**MoonTrader**

PnL (7D) +5,732.18 USDC

Win Rate **74.1%**

Total Traders

**24,532**

▲ 8.4% vs 7D ago

Total PnL (7D)

**+268.4K USDC**

▲ 12.6% vs 7D ago

Avg. Win Rate

**68.7%**

▲ 5.1% vs 7D ago

Hot Streaks

**1,245**

▲ 7.9% vs 7D ago

| #  | Trader               | PnL (7D)        | Win Rate | Total Trades | Followers | Hot Streak |
|----|----------------------|-----------------|----------|--------------|-----------|------------|
| 1  | AlphaHunter          | +12,652.75 USDC | 82.6%    | 342          | 12.4K     | 23         |
| 2  | CryptoWizard         | +8,245.32 USDC  | 78.2%    | 298          | 8.7K      | 18         |
| 3  | MoonTrader           | +5,732.18 USDC  | 74.1%    | 310          | 6.3K      | 15         |
| 4  | TrendMaster          | +4,231.09 USDC  | 72.3%    | 275          | 5.1K      | 12         |
| 5  | DeFiKing             | +3,872.66 USDC  | 71.8%    | 256          | 4.2K      | 11         |
| 6  | Oceanic              | +3,210.48 USDC  | 69.2%    | 198          | 3.7K      | 9          |
| 7  | LuckyStrike          | +2,987.26 USDC  | 66.9%    | 221          | 3.1K      | 8          |
| 8  | SatHunter            | +2,754.11 USDC  | 65.4%    | 183          | 2.8K      | 7          |
| 23 | <b>You</b> MyAccount | +1,286.45 USDC  | 63.2%    | 128          | 320       | 3          |

**Your Rank**

**23** / 24,532

Top 0.09% of traders

Your PnL (7D) +1,286.45 USDC

Win Rate **63.1%**

[View My Rank](#)

**Reward Pool** Ends in 2d 14h 32m

Total Pool **50,000 POLX**

≈ \$12,500.00

Your Share **120 POLX**

≈ \$30.00

[View Rewards](#)

**Top Gainers (7D)**

- AlphaHunter +12,652.75 USDC
- CryptoWizard +8,245.32 USDC
- MoonTrader +5,732.18 USDC
- TrendMaster +4,231.09 USDC
- DeFiKing +3,872.66 USDC

[View Full Leaderboard](#)

Trading involves risk. Past performance is not indicative of future results.

# Leaderboard

Track Top Traders and Discover High-Performing Predictors

## Top Predictors

Identify the most accurate traders based on prediction performance and success rates.

## Performance Rankings

Compare profitability, win rates, and historical prediction accuracy in real time.

## Social Trading Insights

Discover market leaders and gain insights from the platform's top performers.

The screenshot displays the Polix Creator Dashboard with the following sections:

- Navigation:** Explore, Markets, Portfolio, Activity, Leaderboard, Creator.
- Creator Dashboard:** Manage and analyze your markets. Includes filters for All Markets and Last 7 Days.
- Overview:**
  - Markets Created: 12 (▲ 2 this week)
  - Total Volume: \$245,680 (▲ 15.4% vs last 7 days)
  - Liquidity Provided: \$32,540 (▲ 8.7% vs last 7 days)
  - Total Earnings: 3,250 POLX (≈ \$2,437.50)
  - Creator Fee Earned: 1,850 POLX (≈ \$1,387.50)
  - Win Rate (Markets): 58.3% (7 / 12)
- Earnings Overview:** Line chart showing earnings from May 3 to May 9, ending at 3,250 POLX (▲ 12.6% vs last 7 days).
- Top Performing Markets:**

| Market   | Volume   | Earned     | Win Rate |
|--|----------|------------|----------|
| Will Bitcoin price be above \$100,000 on Dec 31, 2024? | \$85,420 | 1,250 POLX | 72%      |
| Will the U.S. approve a Bitcoin ETF in 2024?           | \$42,310 | 680 POLX   | 68%      |
| Will OpenAI release GPT-5 in 2024?                     | \$31,880 | 450 POLX   | 64%      |
| Will gold price be above \$2,500/oz by Dec 31, 2024?   | \$28,750 | 320 POLX   | 58%      |
| Will Elon Musk become U.S. President before 2030?      | \$18,620 | 220 POLX   | 41%      |
- Market Performance:** Donut chart showing 12 Markets: 5 Yes Wins (41.7%), 2 No Wins (16.7%), 5 Active (41.7%).
- Recent Activity:**
  - Market resolved: +120 POLX (2h ago)
  - Liquidity added: -500 POLX (5h ago)
  - Creator fee earned: +45 POLX (8h ago)
  - Market created: Will Solana (SOL) reach \$300 in 2024? (12h ago)
- Boost your earnings:** Add liquidity to your markets to increase trading activity and earn more fees. [Add Liquidity](#)

# Creator Dashboard

## Creator Economy in Action

### Creator Analytics

Monitor market performance, engagement, volume, and audience growth in real time.

### Revenue & Rewards

Track creator earnings, incentive programs, and market-generated rewards.

### Community Growth


Build loyal communities and expand influence through creator-driven markets.

# Referral Engine

Turning Every User Into a Growth Partner

A scalable referral ecosystem that transforms users into advocates, creators, and growth drivers.

- Lower Acquisition Cost
- Viral Growth Loops
- Community Ownership



**Polix**

Explore Markets Portfolio Wallet Activity Leaderboard Creator AI Community

**Referral Dashboard** NEW

Invite friends, grow the community, and earn rewards together.

Referral Guide Invite Friends

**Total Referrals**  
124  
▲ 23 this week

**Total Earnings**  
12,450 POLX  
≈ \$1,245.32

**Fees Earned (30D)**  
8,230 POLX  
≈ \$823.65  
▲ 18.7% vs last 30 days

**Available Balance**  
3,250 POLX  
≈ \$325.15  
Claim Rewards

**Your Tier**  
Gold III 30% Revenue Share  
Next: Platinum I (35%)

**Your Referral Link**  
Share your link and start earning.  
https://polix.app/ref/0xBaF73c Copy

Share via [Social Media Icons] QR Code

**Referral Earnings Overview**  
8,230 POLX ≈ \$823.65  
30 Days  
▲ 18.7% vs last 30 days

**Referral Tiers**  
Higher tiers unlock better rewards. [Learn more about tiers](#)

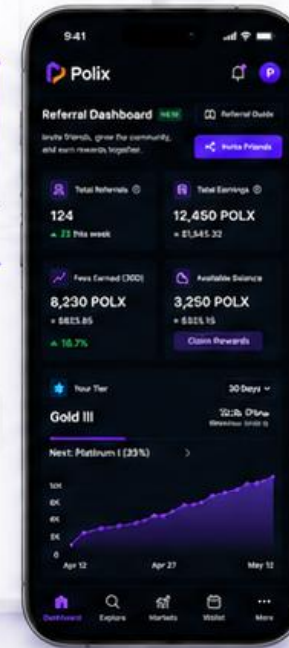
| Tier     | Requirements        | Revenue Share | Status  |
|----------|---------------------|---------------|---------|
| Bronze   | 0 - 10 Referrals    | 10%           | 🟢       |
| Silver   | 11 - 30 Referrals   | 15%           | 🟢       |
| Gold     | 31 - 100 Referrals  | 30%           | Current |
| Platinum | 101 - 300 Referrals | 35%           | Locked  |
| Diamond  | 301+ Referrals      | 40%           | Locked  |

**Referral Network**  
Total 124  
View Full Network

You (0xBa...F73c) 124

Level 1: 23, 18, 15, 14, +66 More

Level 2: [Icons]



# Referral Dashboard

Track referrals, rewards, and network growth in real time

Monitor referral performance, earnings, and community expansion through a unified dashboard designed for transparency, engagement, and long-term growth.

# Prediction Master Program

A Tiered Referral System Designed For Sustainable Growth





# Referral Growth Flywheel

A Self-Reinforcing Growth Loop  
Powered by Community Incentives

Every participant can become a growth driver.

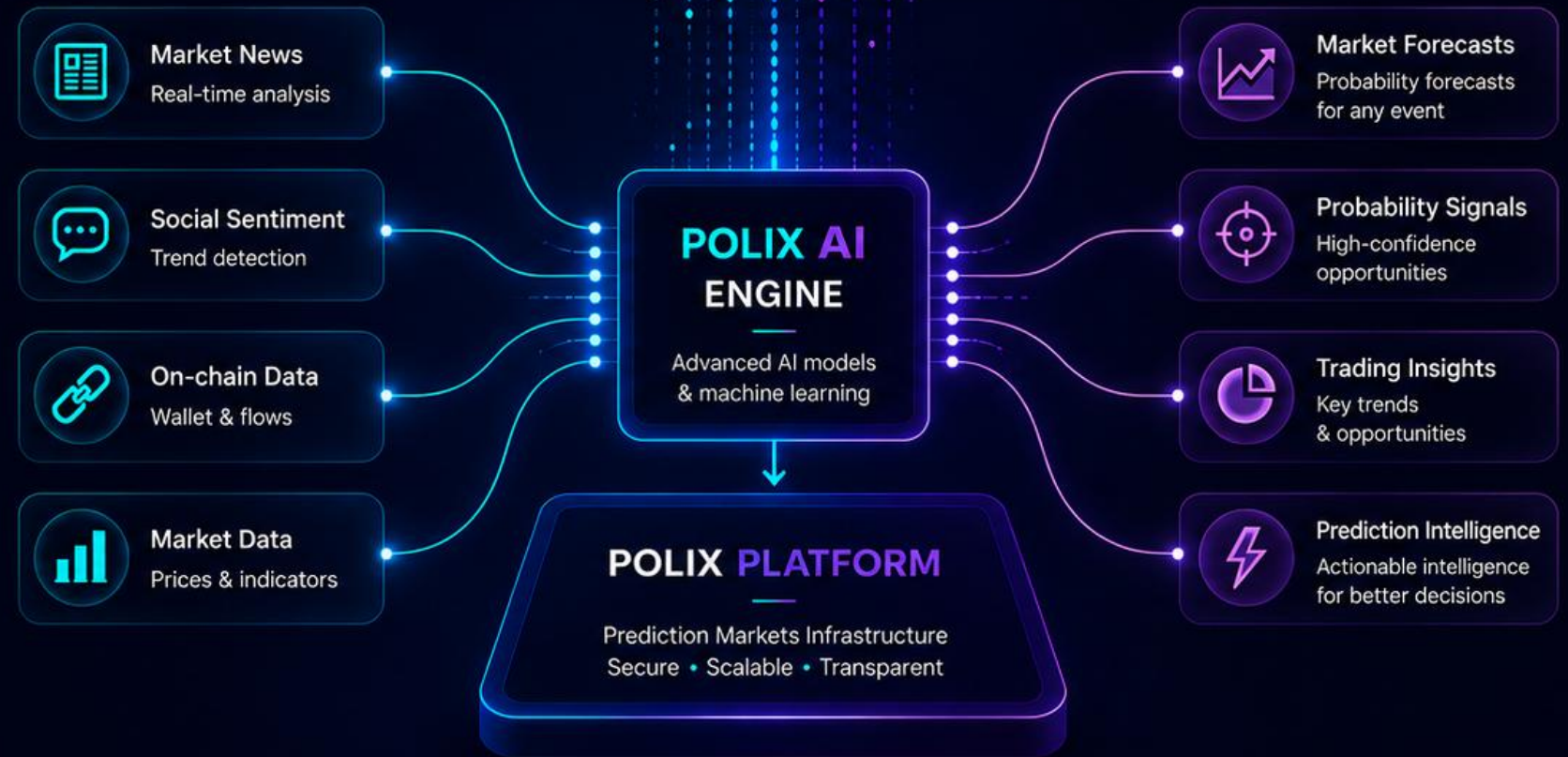
As users invite new traders, platform activity increases, trading volume expands, rewards grow, and the referral network attracts even more participants.

This creates a scalable and sustainable growth engine for the POLIX ecosystem.

# AI Intelligence

## The Next Evolution of Prediction Markets

Transforming market intelligence,  
decision making, and prediction  
accuracy through AI.



**POLIX AI Terminal** AI

AI-powered prediction intelligence for autonomous market participation.

AI Confidence Score: **87%** High Market Opportunity

Markets Scanned: **4,281** In real-time

Opportunities Found: **23** High edge markets

AI Portfolio ROI: **+24.7%** vs last 7 days

Top Predictor Accuracy: **71%** Average accuracy

**AI Prediction Signals**

| MARKET                                     | AI PROBABILITY | MARKET ODDS | EDGE | AI CONFIDENCE | ACTION         |
|--|----------------|-------------|------|---------------|----------------|
| Bitcoin above \$200,000<br>by Dec 31, 2027 | 82%            | 61%         | +21% | ★★★★          | BUY YES \$0.61 |
| Fed Rate Cut in 2026<br>by Dec 31, 2026    | 74%            | 53%         | +21% | ★★★★          | BUY YES \$0.53 |
| OpenAI GPT-6 Release<br>by Dec 31, 2027    | 69%            | 48%         | +21% | ★★★★          | BUY YES \$0.48 |
| Trump Wins Election<br>by Nov 5, 2024      | 66%            | 51%         | +15% | ★★★★          | BUY YES \$0.51 |
| Gold Above \$3,500<br>by Dec 31, 2025      | 64%            | 46%         | +18% | ★★★★          | BUY YES \$0.46 |

**Copy Trading**

| RANK | PREDICTOR                | ACCURACY | ROI (30D) | FOLLOWERS | ACTION |
|------|--------------------------|----------|-----------|-----------|--------|
| 1    | OxJohn Pro Trader        | 76%      | +312%     | 2.1K      | Copy   |
| 2    | Emma_Predicts Pro Trader | 72%      | +241%     | 1.8K      | Copy   |
| 3    | AlexTrades Pro Trader    | 70%      | +198%     | 1.4K      | Copy   |
| 4    | MarketOracle Pro Trader  | 68%      | +177%     | 980       | Copy   |
| 5    | Web3Wizard Pro Trader    | 67%      | +165%     | 876       | Copy   |

**AI Market Scanner**

High Edge Opportunities

| MARKET               | EDGE | AI PROBABILITY | RISK   | CONFIDENCE |
|----------------------|------|----------------|--------|------------|
| Bitcoin above \$200k | +21% | 82%            | Medium | ★★★★       |
| Fed Rate Cut in 2026 | +21% | 74%            | Low    | ★★★★       |
| OpenAI GPT-6 Release | +21% | 69%            | Medium | ★★★★       |
| Trump Wins Election  | +15% | 66%            | High   | ★★★★       |
| Gold Above \$3,500   | +18% | 64%            | Medium | ★★★★       |

**AI Portfolio**

Total Value: **\$12,824.35** +24.7% (7D)

Chart showing performance from Apr 12 to May 10.

| Category      | Percentage |
|---------------|------------|
| AI Signals    | 45%        |
| Copy Trading  | 30%        |
| Manual Trades | 15%        |
| Cash          | 10%        |

**AI Activity Feed**

- New opportunity detected: Bitcoin above \$200k by Dec 31, 2027 (Just now)
- Position opened: Fed Rate Cut in 2026 • Buy Yes (2m ago)
- Market update: OpenAI GPT-6 Release probability updated (5m ago)
- AI confidence updated: Trump Wins Election • New AI probability: 66% (8m ago)
- Partial take profit: Gold Above \$3,500 • 50% position closed (12m ago)

**Polix AI Bot**

Automate your prediction strategies with AI.

Create AI Bot

# AI-Powered Prediction Assistant

POLIX AI continuously analyzes market data and delivers actionable intelligence for smarter prediction decisions.

- Real-Time Market Analysis
- Probability Forecasting
- AI Signal Generation
- Copy Trading Intelligence

# Market Intelligence Engine

POLIX AI analyzes multiple data sources to identify probability shifts and market-moving events.

- 4 Data Sources
- 24/7 Analysis
- Real-Time Intelligence





### Bitcoin Above \$200,000

High Edge

AI Probability

**82%**

Market Odds

**61%**

Edge

**+21%**

High Confidence



### Fed Rate Cut in 2026

High Edge

AI Probability

**74%**

Market Odds

**53%**

Edge

**+21%**

Medium Confidence



### OpenAI GPT-6 Release

High Edge

AI Probability

**69%**

Market Odds

**48%**

Edge

**+21%**

Medium Confidence



### Trump Wins Election

High Edge

AI Probability

**66%**

Market Odds

**51%**

Edge

**+15%**

Medium Confidence



# AI Signal Generation

Discovering Opportunities Before The Market

POLIX AI identifies probability gaps between market consensus and AI forecasts, helping users uncover high-confidence prediction opportunities in real time.

# AI Trading Copilot

## Your AI-Powered Prediction Assistant

POLIX AI transforms market signals into actionable guidance, providing real-time insights, risk analysis, and decision support to help users navigate prediction markets with greater confidence.

**POLIX**

- AI Copilot
- Signals
- Markets
- Portfolio
- Positions
- Alerts
- Watchlist
- Settings
- Help

**AI Copilot**  
Your AI-powered trading assistant

Pro TS

What do you think about Bitcoin above \$200,000 by Dec 31, 2027? 10:30 AM ✓

Here's my analysis for this market:

**Bitcoin Above \$200,000** by Dec 31, 2027 HIGH EDGE

|                |             |             |
|----------------|-------------|-------------|
| AI Probability | Market Odds | Edge        |
| <b>82%</b>     | <b>61%</b>  | <b>+21%</b> |

Our AI model detects positive momentum across institutional inflows, ETF adoption, and macroeconomic trends. 10:31 AM

**AI Recommendation**  
✓ **STRONG OPPORTUNITY**

High edge opportunity detected. Consider a long position with disciplined risk management.

|                  |                 |          |
|------------------|-----------------|----------|
| Confidence Score | Risk Level      |          |
| <b>93/100</b>    | <b>Moderate</b> | 10:31 AM |

What's your suggested position size? 10:32 AM ✓

**Recommended Position Size**  
**3.2%** of portfolio  
Based on your risk profile and market volatility. 10:32 AM

Ask anything about markets, signals, or strategy...

Polix
Dashboard Markets Predictors AI Intelligence **Copy & Follow** NEW
Search markets, predictors, events... 3 0x7A...3F2B

### AI Copy & Follow

Discover top-performing predictors, verify with AI, and automatically follow their strategies.

1 TOP PREDICTORS  
AI ranks top performers

2 AI VERIFICATION  
Verify performance & risk

3 COPY STRATEGY  
One-click copy & follow

4 YOUR PORTFOLIO  
Track copied performance

#### TOP PREDICTORS View All

| Rank | Predictor    | Accuracy | ROI   | Followers | Action      |
|------|--------------|----------|-------|-----------|-------------|
| 1    | AlexOracle   | 76%      | +312% | 2.1K      | <b>COPY</b> |
| 2    | EmmaPredicts | 72%      | +241% | 1.8K      | <b>COPY</b> |
| 3    | MarketWizard | 68%      | +177% | 980       | <b>COPY</b> |
| 4    | CryptoVision | 67%      | +165% | 876       | <b>COPY</b> |
| 5    | MarketAlpha  | 65%      | +148% | 742       | <b>COPY</b> |

AI analyzes thousands of predictors and ranks them based on accuracy, ROI, and risk-adjusted performance.

### AlexOracle

**TOP PREDICTOR**

76%  
Accuracy

+312%  
ROI

2.1K  
Followers

Low Risk  
Profile

**ACTIVE POSITIONS**

- Bitcoin Above \$200,000 Yes 62% Jul 31, 2025
- Fed Rate Cut 2026 Yes 58% Dec 31, 2026
- OpenAI GPT-6 Release Yes 71% Aug 15, 2025
- Gold Above \$3,500 Yes 64% Jun 30, 2025

**COPY STRATEGY**

One-click copy & follow this strategy

#### YOUR PORTFOLIO Following

Copied Strategy

**PORTFOLIO ALLOCATION**

- Bitcoin Above \$200,000: 35%
- Fed Rate Cut 2026: 25%
- OpenAI GPT-6 Release: 20%
- Gold Above \$3,500: 20%

**PORTFOLIO PERFORMANCE** All Time

**+186%**

Portfolio ROI

Following AlexOracle Since Feb 14, 2025

Your portfolio is automatically updated as AlexOracle's strategy evolves.

Total Copied Strategies

**12,842**

Average ROI (All Followers)

**+143%**

Win Rate (All Followers)

**68%**

AI Verification Rate

**100%**

Last Updated

**2m ago**

# AI Copy & Follow

Follow Proven Predictors With AI Confidence

POLIX AI evaluates predictor performance, forecasting accuracy, and risk profiles in real time. Users can instantly follow verified top performers and automatically replicate their prediction strategies through a transparent, data-driven workflow.

# AI-Powered Ecosystem

Driving Growth Across The Entire Platform

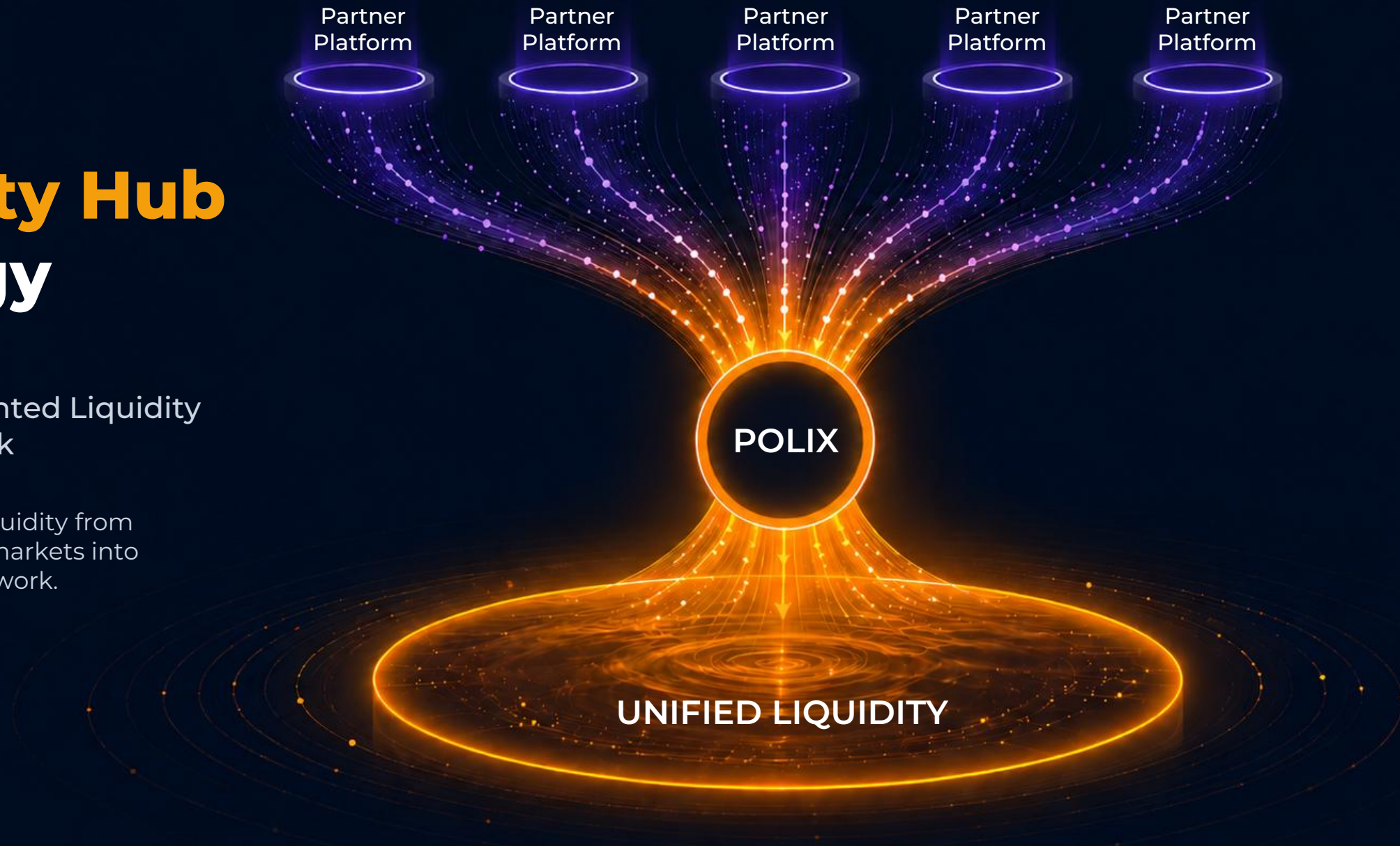
AI powers every core component of the POLIX ecosystem, driving growth, engagement, and market efficiency.



# Liquidity Hub Strategy

Turning Fragmented Liquidity  
into One Network

POLIX aggregates liquidity from  
multiple prediction markets into  
a unified trading network.





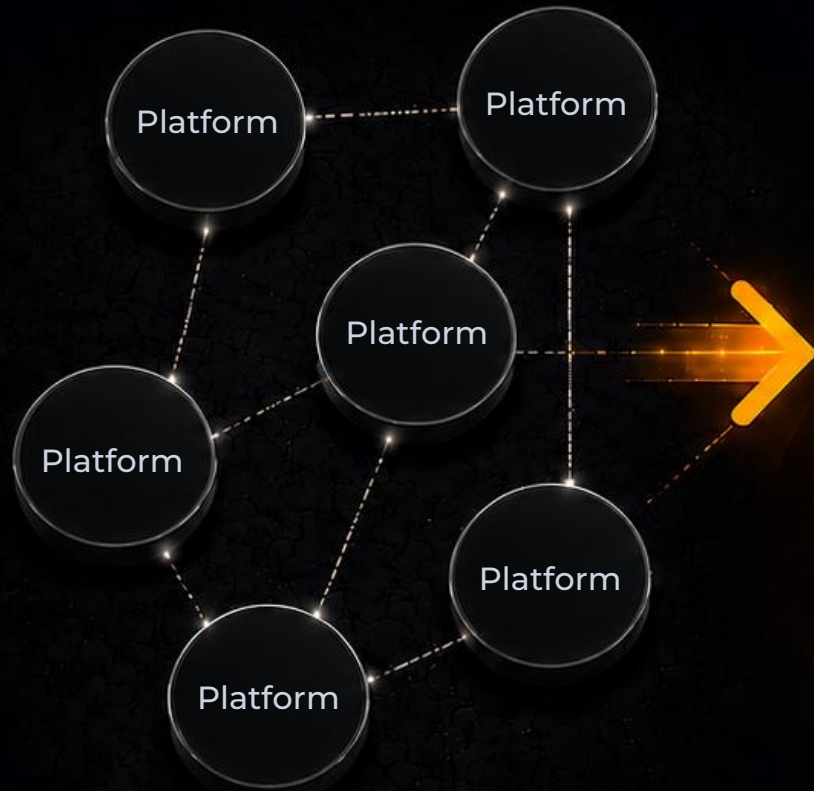
# The Liquidity Challenge

Why most prediction markets struggle to scale

Without sufficient liquidity, markets become inefficient, participation declines, and long-term growth becomes difficult.

## BEFORE

Fragmented Liquidity



## AFTER

Unified Liquidity



# The POLIX Solution

—  
A Liquidity Hub for Prediction Markets

POLIX aggregates liquidity from multiple prediction platforms into a unified network, creating deeper markets, tighter spreads, and stronger participation.

BENEFITS FOR PARTNER PLATFORMS

# Prediction Market Alliance Network

A Collaborative Network Powered by Shared AI and Growth

POLIX empowers emerging prediction platforms with AI intelligence, analytics, and growth tools through a collaborative alliance network.

Together, we build a stronger ecosystem where innovation, data, and intelligence drive shared growth for all.



## AI Trading Bots

Access powerful AI trading bots and automated strategies designed for prediction markets.



## Market Analytics

Leverage advanced analytics and forecasting insights to make smarter market decisions.



## Discovery Engine

Discover emerging markets and high-potential opportunities across the entire ecosystem.




## Growth Tools

Utilize growth tools and resources to expand your user base and accelerate platform growth.

# Unified Market Intelligence

One Interface. Multiple Markets. Smarter Discovery

POLIX transforms fragmented prediction markets into a unified intelligence layer. Users can discover opportunities faster through AI-powered market insights.



01

## MARKET CREATORS

Creating diverse and engaging prediction markets



02

## COMMUNITY BUILDERS


Building and growing communities around market participation



03

## MARKET INNOVATION

Introducing new ideas, events, and prediction opportunities



04

## ECOSYSTEM GROWTH

Driving liquidity, activity, and sustainable ecosystem expansion



# CREATOR ECONOMY

Empowering Market Creators to Build the Future of Prediction Markets

Prediction markets thrive when creators continuously introduce new ideas, events, and opportunities.

POLIX transforms market creation into an incentivized economy where creators can launch markets, build communities, and contribute to sustainable ecosystem growth.

# Market Creators Drive Ecosystem Growth

—  
Creators are the foundation of market supply in prediction markets

Every new market creates new opportunities for participation, engagement, and liquidity.

Incentivized creators continuously expand the breadth and depth of the POLIX ecosystem.





# Creator Incentive Flywheel

—  
A self-reinforcing creator economy drives sustainable ecosystem expansion

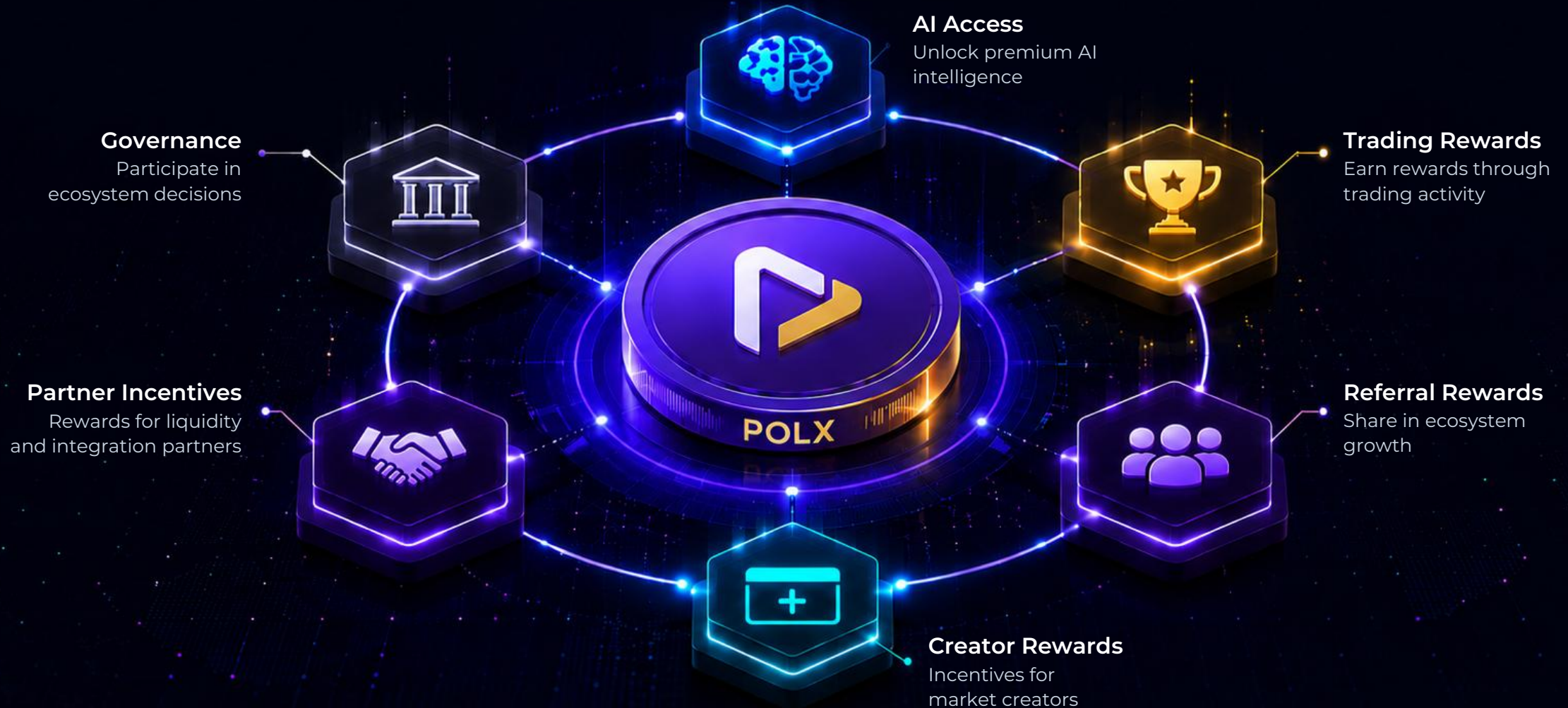
# The Four Engines of the **POLIX** Ecosystem

Four interconnected supply engines powering the POLIX ecosystem.



# POLX Token Utility

The economic layer powering incentives, participation, and ecosystem growth.



# The Future of Prediction Markets

From fragmented prediction platforms to an intelligent prediction economy.



User Supply + Market Supply + Liquidity Supply + Intelligence Supply = The Future of Prediction Markets



# The Future of Prediction Markets