

# CUTTING EDGE

The official newsletter of



## QUICK SNIPS



BOARD MEETING: FEB. 2  
GENERAL MEETING: FEB. 10

INSIDE:

COMMUNITY OUTREACH  
HAPPENINGS

QUILTS IN THE GARDEN  
UPDATE

AND MORE ... KEEP READING!

## President's Message

*By Carolyn Erratt, President*

This year seemingly flew by. I can't believe that my term as President of the OCQG has come to an end. I have been a member of OCQG since 2009. My membership number is 2000. The guild has encouraged me to expand my skills as a quilter, try new techniques, and I have developed friendships with people I would never have had the opportunity to meet.

At our January meeting Lyn Brown talked about several of the incredible speakers who she recalls speaking at OCQG over the years. Her reflection made me think about a few of the quilters whose presentation


CONTINUED ON PAGE 2

## President's Message Continued

inspired my journey as a quilter. Sue Spargo introduced me to wool applique, Mary Lou Weidman encouraged me to relax and not worry about "rules." Joe Cunningham's musical presentation about his journey as an artist from traditional hand quilting precision to his now signature use of bold lines and shapes encouraged me to experiment with color and shapes. Latifah Saafir's presentation and workshop was the first time I started thinking about patterns not as a rule book but as a starting point for interpretation of color and design. My Molehills quilt that I made in Latifah's workshop is one of my favorites. Juantia Swartz showed me how to do needle turn applique and I'll never forget her flicking her finger at my hand as I was attempting to learn to hand quilt. Traditional quilts are pretty and I admire them now in a way I didn't before hearing Kim Diehl, Arlene Arnold, Lyn Brown and Cathy Van Bruggen share their treasures and knowledge of the history of quilts. Now we can open our computers (or phones) and quickly find a YouTube tutorial or zoom class for every possible technique but in person workshops and presentations are

opportunities that bring the love of our art form to life. I can almost feel Juanita's hand on mine as she helped guide me to make small stitches with a tiny needle.

Thank you for allowing me the opportunity to be your President (again), and I am looking forward to passing the microphone to Denise and stepping into the role as Past President. You will still hear from me when I start recruiting volunteers for an audit and to help create a quilt for Denise.



### Themed Shirt Schedule

February: Valentine's Day or Groundhog Day

## From the Editor

*By Jamie Cargo, Newsletter Editor*

This month's banner quilt is courtesy of Cheri Hansen. She is appliqueing that old Hollywood star Betty Boop for her granddaughter's college quilt.

*Jamie* 

Send your newsletter items to:

**ocqg.newsletter@gmail.com**

by 10 p.m. the Sunday after the General Meeting

Early is always appreciated!



### For Sale

Brother PR600II  
6-Needle Embroidery machine

- Ability to embroider baseball caps, tote bags, sleeves, pant legs and more
- 4 Standard frames – 1.6"x2.4" up to 8"x12"
- Cap driver, jig and 2 frames
- Magnetic hoop set – 6 sizes
- Original Tool kit and accessories
- Pre-wound bobbins and 6 metal bobbins
- Heavy-duty metal stand with casters
- 24.4 M stitches

**Contact - Alan 714-917-9019**

## OCQG FABRIC SALE

6 p.m. MARCH 10  
General Meeting

Fabrics will be \$3 per pound ONLY at our Guild Meeting Fabric Sale.

If you like fabric, this is for you!

All types, themes, colors

½ yard pieces to bolts

Cash, Checks and Charge

# Retreat 2026

By Patti Pane

Winter is a perfect time to start planning a summer getaway to beautiful Vina de Lestonnac Retreat Center in Temecula. OCQG Retreat will be July 6-9.

\*Please note that the retreat cost has increased - \$775 for a single and \$625 for a double.

*\*\*Possible plans to have an extended stay \*\* Monday, July 6 to Sunday, July 12. We would like to have a minimum of 8-10 OCQG guests for this to happen. The extended stay rate would be double: Single - \$1,550, Double - \$1,250.*

We would be joined with another Guild Thursday thru Sunday. The plan is to stay in our same room for the week then move into one workroom Thursday-Sunday. This extended stay is depending on the attendance of the guild scheduled after our stay, so details to come.

Let me know if you are interested in joining me for a full week at Vina!

**We will start taking payment or deposits for the July Retreat in February.** A deposit of \$100 for members or \$200 for non-members will hold a spot for you.

Save the Date

## OCQG Retreat

### JULY 6-9. 2026

Vina de Lestonnac Retreat Center



Cash, Checks and Charge will be accepted. Also, the OCQG website has quick and easy QR codes set up for payment. Forms for Retreat are available to download from the OCQG website or the newsletter and copies will be available at OCQG General Meetings. Turn in your form in-person at the general meetings or mail it to:

OCQG  
PO Box 4983  
Orange, CA 92857



Balances will be due June 30.

*\*\* If you pay online – please note that Jeanne will still need a filled out form with your information.\*\**

You can give your form to Jeanne at a General meeting or mail it to:  
Jeanne Dinkle – Retreat Info.  
23316 Forest Canyon Drive  
Diamond Bar, CA 91765

A few single rooms will be offered and double rooms are available. Think about your roommate arrangements. If you need a roommate, Jeanne will be able to help.

Adequate social distant work space will be provided in two large work areas. OCQG will be the ONLY retreat guests at the center, so we have no one to blame for our antics.  
:?

Plan ahead:

Cocktail BINGO night suggestion – “Thrift Store Prom Night”

LCR game fabric themes: Cool Colors & Warm Colors – 3 fat quarters per game

A 4 Bolt Race Night with a 2 fat-quarter “Bet” per race. Red, blue, '30s and Batiks

I will be giving you fun info in upcoming newsletters so keep checking.

Any questions - Please feel free to contact me.

Looking forward to hanging out with my OCQG friends,

Patti Pane, Retreat Chairperson  
Call/Text: 714-366-4415  
Email: [sew2bpane@gmail.com](mailto:sew2bpane@gmail.com)

## Let's Celebrate with GAME NIGHT! (but not sports)

Grab your favorite card game, board game or dice game and decorate a table with friends at our annual business meeting at 6 p.m. Feb. 10, 2026! (Note: This is an hour earlier than our usual start time!) Quilters love to chat and retreats are a chance to sew, play games, eat chocolate and play games. Think about this and create a collaborative centerpiece for your table. There are friendship groups who plan their table together but if you don't already have a group bring your game and join any table. There is always room for one more.

Just a reminder to bring a dish to share and a little sign labeling the dish and who brought it. This will allow people with allergies to be selective in their choices.



*Save the Date*

**Quilts in the Garden**

# **Red, White & Bloom**

**Featured Quilters:**

**LINDA ALMANY  
&  
LORETTA DAVIS**

**10 a.m. to 3 p.m.  
Saturday, May 2, 2026**

**Kiwanis Land Park  
9840 Larson Ave.  
Garden Grove, CA 92844**

**1 Day | 1 Park | Over 100 Quilts**

**Opportunity baskets  
Garage Sale  
Quilts for Sale**

**Boutique  
LCR Games**



**[www.orangecountyquiltersguild.org](http://www.orangecountyquiltersguild.org)**



# Quilts in the Garden 2026

By Patti Pane

Red, White and BLOOM in 2026  
USA Semiquincentennial.

This is our big fundraiser for the guild this year and your support is greatly appreciated. Please Save the Date and invite your family, friends and community. Let's enjoy a spring day among our beautiful quilts.

## We will need quilts to show

Any quilt we would love to see. Old ones, new ones, your first quilt, a generational quilt, a gifted quilt, quilts made by your grandkiddos – and – also some of your Red, White and Blue Patriotic Quilts. But do take into consideration that they will be outdoors and Mother Nature happens - weather and birds. I would love to see displays with our project quilts together – Block Party, Workshops, Round Robins and UFOs that finally made it.

Quilt Entry Forms are on the website, in the newsletter and at the guild meetings. It's very important to include accurate measurements and a photo of your quilt. This helps for planning the layout.

## Buy Your Tickets Today!

*Purchase Early Bird Tickets and Packages February 1 to April 24*

\$10 Admission ONLY

– or –

\$20 Package, which includes  
1 Admission, 1 LRC Game,  
6 Opportunity Basket tickets  
and 1 bottle of water

Mail check to:  
Orange County Quilters  
Guild  
P.O. Box 4983  
Orange, CA 92857

\*\*\*Please be sure to include  
your email address\*\*\*

*Day of Event*  
Tickets will be available at  
the door for \$12.

Please note all quilts will be hung from EZ-Up frames so large quilts will be folded for display. Entry forms will be due to Betsy Weisman at the March 10 guild meeting. Turn your quilts in at the April 14 guild meeting to the Quilt Show Zone Hosts.

## Volunteers Needed

Cheri Hansen will be calling members to fill in the many jobs to make this garden bloom. There will be different levels of jobs and a possible job for everyone. Cheri will be more than happy to find that job for you!

## Donate to the Garage Sale

One quilter's stuff is another's treasure! And we do have stuff that is not useful to us anymore. Collect what you're not using any more and bring it for the quilt show Garage Sale. Drop off your treasures at the guild meetings or arrange a pick-up with Brigitte Brink.

## Fill the "Quilts for Sale" Shop

Pam Gayle would love to have Quilts for Sale filled with your donated new and gently used quilts. Quilts that you are willing to see go on to happy customers and provide a 100% profit to OCQG.

## Selling Works of Heart

Faith Liu has some great ideas to fill our Quilt Show Boutique. Let's help her make nice items for sell. She will have kits and patterns ready for us to help out. She has some great gifts items to buy for our quilty buddies also. So, let's get stitchin' and fill the boutique with goodies.

## Opportunities to Smile

We have had wonderful donations to

## Planning Zoom Meetings

7 p.m. the following Mondays:

- Feb. 9
- Feb. 23
- March TBD
- April TBD

Meeting information will be emailed out. All meetings will have the same ID number and password.

Questions? Call Patti Pane.

OCQG and Donna Hansen has been busy making beautiful Opportunity Baskets. Thank you for your generosity for the many donations you all bring to her throughout the year.

If you buy the \$20 pre-sale package, you'll receive 80 pre-printed labels with your name and phone number for your many opportunity ticket chance. Good Luck!


Thank you so much for supporting this event.

As always, check the guild website and newsletters for information and please feel free to email or text me with any questions.



Give That Special Someone a

# Singing Valentine



February 10-15  
from 9:00am  
to 9:00pm

Delivered by  
Barbershop Quartets  
from the  
Orange Empire  
Chorus

**Pre-order now @ \$50.**

Telephone orders - (714) 871-7675

Or send check or money order to:

Orange Empire Chorus

P. O. Box 3331

Fullerton, CA 92834-3331

**Order Now! - Limited Availability**  
Fullerton and neighboring communities

Package includes


**Sweetheart songs in Beautiful Barbershop Harmony,  
a Valentine Card and a Solitary Rose Bouquet**

ANY SPECIAL COMMENTS OR INSTRUCTIONS

---

---

---



**TO:**

Name - First, Last

Address

City

Zip

Major cross street

Venue: If not a residence, please indicate name of company, restaurant,  
school, mall, etc.

PREFERRED TIME WINDOWS

Date(s)

Start time

End time

Date(s)

Start time

End time

**FROM:**

Name - (As it appears on credit card, if applicable)

Billing address

City

Zip

Phone (at delivery time)

alt phone

e-mail

PAYMENT

\$

Amount

Pmt Type: Cash / Check / Visa / Mastercard

Date Paid

Credit Card #

CC Exp. Date

CC 3 digit sec. Code



# Happy Birthday America! Sign up for an opportunity road trip

*By Brigitte Brink*

Thank you to everyone who bought Opportunity Quilt tickets. We are off to a great start.

Look at the list below and see if you are available and willing to take our quilt to another guild. It really is fun!

Also, we have 2nd and 3rd place prizes: a scrappy flag wall hanging/table runner and a sewing notions bag. Both are super cute. We will pull these prizes at the May meeting.

Happy Sewing!

**Surfside Quilt Guild:**

9 a.m. February 10

**Friendship Square Quilt Guild:**

6 p.m. February 16

**Seashore Quilt Guild:**

9:30 a.m. February 20

**Orange Grove Quilt Guild:**

8:15 a.m. March 21

**Beach Cities Quilt Guild:**

6 p.m. April 9

# The Case of the Cozy Mystery: Quilting, Clues & Creative Chaos



*By Denise Rainier*

As hard as it is to believe, we've wrapped up yet another mysterious – and thoroughly delightful – quilting adventure with the ever-brilliant Lyn Brown. In a classic case of “whodunnit?”, Lyn led us clue by clue through her ingenious re-imagining of a vintage-inspired coverlet, transforming it into a thoroughly modern quilt with jaw-dropping results.

Twenty-six enthusiastic sleuths (a.k.a. workshop participants) gathered for this two-day Cozy Mystery, and cozy it truly was! We happily squished into our workshop space, put pedal to the metal Friday evening and all day Saturday, and

stitched with purpose. The energy in the room was absolutely palpable – buzzing sewing machines, animated conversations and plenty of laughter filled the air.

We were delighted to welcome three non-members to the workshop – two from North Cities Quilt Guild and one non-guild guest. Their participation was a wonderful reminder of the magic that happens when we share our workshop offerings beyond our guild. You never know what will spark interest or blossom into a long-term friendship. A heartfelt thank-you goes to Paulette





Fletcher, who jumped right in to help set up our workroom without hesitation.

Adding an unexpected twist to the mystery, Lyn had done a bit of extra sleuthing ahead of time and tipped us off to a Space-X launch, which many of us were able to spot Friday evening. Talk about a bonus clue!

This workshop also showcased the incredible dedication – and determination – of our members. Bonnie Klopfer joined us just two days after being discharged from the hospital. Betsy Weisman stitched into the



early hours of the morning (3 a.m.!) to keep pace with Saturday's clues. Patti Pane upheld her legendary status as being furthest along, although she had a lot of challengers almost keeping pace. Helene Born worked quilting magic despite a splinted right wrist. And those are just a few of the standout stories among many.





Clue by clue, we tackled background contrasts in varying sizes and paired them with an astonishing range of jelly roll fabrics. The results were nothing short of spectacular. Fabric choices spanned romantic reproductions, bold modern graphics, traditional florals, novelty sports prints, Kaffe Fassett, country cottage, primitive styles, batiks, Christmas themes and contemporary botanicals. The big reveal? There were no wrong choices. Lyn's pattern showcased every single fabric story to stunning success.

As nine clues unfolded over the course of the workshop, the mystery deepened. Would



the pieces fit together? How would it all resolve? Lyn delighted in keeping us guessing, though we all knew, deep down, that her patterns never disappoint.

And then... the final reveal. As all the "suspects" – er, blocks – came together on the design wall, the room fell into collective awe. Who could have guessed that an assortment of 9-patches, 15-patches, 30-patches, and 36-patches would assemble into such a striking and cohesive quilt? The chorus of voices declaring, "I want to make this again in different fabrics!" said it all. This just may be one of Lyn Brown's most popular mystery designs yet.

Case closed. But we are already looking forward to the next mystery.















# Opportunity Baskets

*By Donna Hansen and Jeanne Dinkle*

As promised, I've spent the morning going through the goodies you donated last night and was able to put together a basket that will show up in February plus lots of other goodies. I always get lots of compliments on the baskets I make but I always remind people I couldn't do it without you all. Your awesome donations make my "job" an easy one. They say it takes a village and we've got a great one.

With our annual quilt show coming up we like to have large baskets to fill. If you have any laying around I'd love them. It was mentioned at the meeting about a gift card tree we do every year. It's usually one of the things that gets the most tickets so if you have any to spare I'd really appreciate those, too. I got two last night so that's a start! Of course your fabric or kits you'll never make are a welcome addition, too.

Our six lucky winners were Anita Adriano (who brought me so many opportunity basket goodies!), Sandy Milo, Diane Birch, Lisa Sullivan, Deb Wilson and Kathy Christenson.

Thank you again for all your support!



**Mel's**  
Sewing &  
Fabric Center

*Family owned & Operated Since 1956*  
Sales & Service  
Authorized **BERNINA** Dealer

**Anaheim**  
1189 N Euclid St, 92801  
714.774.3460

**Tustin**  
600 E First ST, 92780  
714.669.0583

Guild Members receive a 10% Discount on merchandise  
100% Cotton Fabric, Notions and Accessories

www.melssewing.com    info@melssewing.com




@melssewingandfabriccenter



Quilts in the Garden  
May 2, 2026

## Quilt Entry Requirements and Information

(Keep this page for your reference).

**Recommended maximum quilt size: 80" X 80". Note that larger quilts will have to be folded so that they can be hung on our EZ-Ups.**

- **Photograph (Due with Entry Form no later than March 10, 2026)**

Along with your entry form, please provide a COLOR PHOTO of your quilt (4"x6" or 5"x7" preferred). **Please write your name, the name of the quilt, and the dimensions in INCHES on the back of the photo.** If your quilt isn't quite finished when you turn in your entry form you may submit a photo of the top, but measurements of what the finished size will be are required.

- **Quilt Story (Due with Entry Form by no later than March 10, 2026)**

Please provide a brief, typed or legibly written QUILT STORY describing your quilt, what inspired you to make it, or whatever you feel you would like people to know about it. If you are unable to provide a copy of your story in typed/computer printed form, you may submit it via email to Betsy Weisman at [pigsflew@yahoo.com](mailto:pigsflew@yahoo.com).

Questions/special circumstances: Call Betsy's cell phone (562) 537-1215.

**Turning in your quilts:** All entries will be collected at our **General Meeting on April 14, 2026**, by one of our Quilts in the Garden Zone Hostesses/Hosts. You will receive an email advising you which of them will be handling your quilts about a week prior to that evening. The quilts will be held by them until after the close of the show on May 2, 2026.

When you **turn in your quilts or other items on April 14**, please put each one inside a pillowcase. The pillowcase must be clearly labeled with your name and the name of the quilt. We suggest using a piece of muslin or other plain, solid color fabric cut to an appropriate size for your label. Write your name and the name of the quilt on it, and stitch it on the cuff of your pillowcase using a basting or zigzag stitch. This will help our volunteers in identifying and matching your quilt with its pillowcase when they return it to you. (Please see photo example of such a label at right.) Hint: Be sure your quilt is also labeled.



**VERY IMPORTANT:** On the day of the show, your quilts will be available for pick up at tables located in the covered patio area at Kiwanis Land Park, **BEGINNING at approximately 3:30PM. NO quilts will be released early.** Thank you in advance for your understanding. Our volunteers will be working hard to get your quilts back to you as soon as possible.



ORANGE COUNTY  
QUILTERS GUILD

Quilts In the Garden May 2, 2026  
QUILT ENTRY FORM Due on or before March 10, 2026  
Please PRINT or TYPE all information

Name \_\_\_\_\_ Phone \_\_\_\_\_

E-mail \_\_\_\_\_

THREE (3) REQUIREMENTS for EACH entry:

1. Completely Completed Entry Form
2. Color photo of your item
3. A brief story about your item

Note: All quilts will be displayed on EZ-Ups. Larger/longer quilts will have to be folded.  
**Recommended MAXIMUM quilt size is 80"X80".**

Quilt Title or Name: \_\_\_\_\_

SIZE: *REQUIRED IN INCHES* Width: \_\_\_\_\_ Length: \_\_\_\_\_

Made by:

\_\_\_\_\_

Quilted by:

\_\_\_\_\_

Name of Pattern and Designer:

\_\_\_\_\_

### Hold Harmless Agreement

In reference to the OCQG 2026 "Quilts in the Garden" Outdoor Quilt Show:

1. I wish to display my entry at the Orange County Quilters Guild 2026 "Quilts in the Garden" Outdoor Event.
2. I certify that my entry described was made by the person(s) listed on the entry form.
3. I understand that by signing this agreement I hereby grant Orange County Quilters Guild (OCQG) the right to use photographs of my entry for promotional purposes (including, but not limited, to advertising and multimedia presentations in both print and digital forms) as well as other legitimate and proper uses without compensation to me.
4. I agree to not hold OCQG responsible for any damage to my entry or loss of my entry.
5. I also agree to not hold OCQG responsible for any damage to my entry caused by "Acts of God or Nature" or third-party individuals beyond the control of OCQG.
6. I understand that OCQG will take every precaution and reasonable measure to protect my entry in this event.

Entrant Signature \_\_\_\_\_ Date \_\_\_\_\_

Please see "Quilt Entry Requirements and Information" page for more details.

## Upcoming Programs

*By Betsy Weisman, 1st VP Programs*

Welcome to a Happy New Year of exciting PROGRAMS for our guild! Here are the SPEAKERS and PROGRAMS you can expect at our upcoming meetings:

### February


#### **February 10, 2026**

This will be our Annual Business Meeting and Potluck Dinner which will begin at 6 p.m. Please note that the Business meeting, beginning at about 7 p.m., is for OCQG Members only, and while there will not be a guest speaker there will be a special surprise during the Potluck portion of the evening.

### March

#### **March 10, 2026 – Krista Moser – “Diamonds are a Quilter’s Best Friend”**

Krista Moser is a sewing enthusiast and quilt pattern designer with more than 30 patterns under her belt since 2016. She’s the creative mind behind the popular Creative Grids 60 Degree Diamond Rulers and taught sewing and quilting for over 25 years. With features in quilting magazines, published books, and displays in top quilt shops nationwide, as well as a featured display at Road2CA in 2024, Krista’s passion for quilting knows no bounds. In her lecture and trunk show, Krista will tell her story of how she started very young and went on to design her own quilts, patterns and those Creative Grids 60 Degree Diamond Rulers. We will be able to learn exactly why “Diamonds are a Quilter’s Best Friend.” If there’s time, there will be Q&A. Learn more at [www.kristamoser.com](http://www.kristamoser.com).





## Upcoming Programs Continued

### April

#### **April 14, 2026 – Pam Di Salvo – “The Magic of Quiltworx”**

A familiar face at Orange County Quilters Guild, Pam Di Salvo is another of our talented members whose skills have taken her, literally, to the far ends of the earth. Well, she’s a flight attendant, so that explains part of the story. At any rate, she is a fully certified teacher for Judy Niemeyer and has taught the techniques for making her paper-pieced beauties both here in Orange County and at official Judy Niemeyer retreats in various locations throughout the United States. She has taught at quilt shops, in private homes and just about wherever she is asked to go, including Alaska and even Hawaii, where some of our own guild members are soon to be joining her.

Pam tells us that one of the most amazing aspects of making these beautiful quilts is using Quiltworx, the Judy Niemeyer tool that allows you to design your own quilt pattern, choose your colors and fabrics, and see an image of what you are going to be making before you ever touch a scrap of fabric. In this presentation, Pam will explain “The Magic of Quiltworx” and why it is that each and every quilt design can be made to come out exactly as you wish it to be when finished.

Information about Quiltworx and Judy Niemeyer quilts can be found at [www.quiltworx.com](http://www.quiltworx.com).

### May

#### **May 12, 2026 – Technique Sharing Night**

At our regular meeting in May, we will have the opportunity to observe some of our own members as they demonstrate and explain techniques in quilting and sewing that will make our lives in our sewing rooms much easier. At least three or four stations will be set up in the room, and we will all have the opportunity to stop at each one to learn about the techniques that our friends will be teaching. This “Technique Sharing Night,” which we formerly referred to as a “Demo Night,” is always one of the highlights of our year. You are guaranteed to learn some new helpful hints on how to improve your own skills, create something new, or just make things easier. You won’t want to miss it!

## Upcoming Programs Continued

### June

#### **June 9, 2026 – Arlene Arnold – “250 Years of Quilt History and the Women Who Made It”**

Arlene Arnold is no stranger to Orange County Quilters Guild. She has visited us to give her informative and entertaining talks three times during the last 15 years, but this time it will be especially apropos. Arlene has a deep respect and understanding of antique quilts and what they represent. Her own collection is growing all the time, and this year, she is bringing a portion of that collection with her that will illustrate and enlighten us about the lives of our predecessors in quilting for the past 250 years. In honor of our nation's Semi quincentennial birthday, Arlene has put together a program that includes one quilt for each decade since the founding of our nation. Yes, she really does have a quilt dated back to the American Revolution, and she will be sharing it with us, along with 24 other quilts whose history she will explain. What a fitting and timely tribute to help us celebrate our country's birth, our craft and the growth of both throughout those 250 years!

Visit Arlene's Facebook page: [Heritage Oaks Quilts](#)

### July

#### **July 2026**

We take a break and do not meet during the month of July. For those who wish to attend, we do offer our annual Retreat at Vina de Lestonnac in Temecula this month.

### August

#### **August 11, 2026 – Kena Tangi Dorsey – “My Quilting Habit”**

Kena is a self-taught quilter whose origins are on the East Coast. She was born in Pittsburg, Penn., but moved to Harlem, NYC, where she lived for about 18 years before moving to California. While in Harlem, she was much influenced by Harlem Renaissance artists and ultimately became intrigued with portrait quilts. Soon she began creating raw edge appliqué story and art quilts using images that reflect African American people. While living in Harlem, Kena had access to many African shops and boutiques along 125th Street, so she began infusing African wax prints, kente cloth and mud cloth textiles into her quilting projects, making wall hangings, table runners and quilted bags with them. You may have seen some of her work at Road2CA, as she has had a vendor booth and taught classes there for the past couple of years. If so, you may have noticed some of her projects featuring African Adinkra. Adinkra are symbols from Ghana that represent distinct concepts, proverbs, principles and expressions. They hold an important place in the artwork we see on so many beautiful fabrics and prints. Kena will share her own quilts and artwork with us as well as her knowledge about Adinkra and these exciting fabrics and will inspire us to try something new in our own quilting.

Visit Kena's website at [www.kenaquiltstudio.com](http://www.kenaquiltstudio.com).

## Upcoming Programs Continued

### September

#### **September 8, 2026 – Dana E. Jones – “Pagtinabangay: The Quilts and Quiltmakers of Caohagan Island”**

Dana E. Jones has traveled the world to explore different types of quilting and fiber arts. One such place is Caohagan Island. Through her lecture, you'll be transported to this tiny island — just 13 acres — in the central Philippines as you enjoy images and stories of the colorful quilts and the more than 100 quiltmakers of Caohagan Island. You'll see photos of more than 50 of these handmade, one-of-a-kind quilts plus be introduced to the unique techniques developed by these quiltmakers whose tools are simply fabric and scissors, needle and thread. Dana spent more than a month on the island, quilted with the residents, went fabric shopping with them on nearby Cebu Island, and snorkeled the reef that surrounds Caohagan. Those who view the quilts come away smiling, inspired by the creativity of these talented women and men.

Learn more about Dana Jones at [www.danajonesquilts.com](http://www.danajonesquilts.com).

### October

#### **October 13, 2026 – Carl Brown – “Carl Brown Fiber Artist: Accidentally!!”**

The title of Carl Brown's presentation makes us wonder just how one accidentally becomes a fiber artist? If he didn't set out to work in this field, what else has he done? The fact is that Carl spent more than 30 years as an oncology nurse, researcher, book author and health care executive. What then inspired him to become a fiber artist?

Although he has been sewing and quilting as a fiber artist for only six years, Carl is very successful in this field. His work has been juried into a number of prestigious shows in the USA as well as Salon Pour l'Amour du Fil, in Nantes, France. He was named “Emerging New Artist” at Interpretations 2023 at the Visions Museum of Textile Art in San Diego. His fiber art pieces have been exhibited at Road to California, where he was a semi-finalist the last two years, QuiltCon, Mancuso's QuiltFest shows, and numerous American Quilt Society shows as well.

Find out more about Carl on his website at [www.quiltcarl.com](http://www.quiltcarl.com) and be sure to come to our meeting to see his work and learn just how he accidentally came to be such a successful fiber artist.

## Upcoming Programs Continued

### November

#### **November 10, 2026 – Hanne Lohde (a.k.a. Mama Lohde) – “Stitching from Childhood to the Present”**

Mama Lohde is an accomplished sewist and stitcher of beautiful wool embroidered art quilts, both large and small. She formerly taught classes on wool applique and embroidery at both Quilt Passions in Mission Viejo and at Piecemakers in Costa Mesa, and will be teaching classes at Road to California in February 2026. Her work is colorful, whimsical and inspiring. On her website [www.mamalohde.com](http://www.mamalohde.com) you can view examples of the type of work she does, but we are going to be treated to seeing some of it in person as Mama Lohde tells her own personal story from childhood to the present. She will share how stitching and embroidery bring her joy and how she has come to be a skilled and inspiring teacher of an art that we all hope to see preserved for many generations to come.

### December

#### **December 8, 2026 – Member Showcase**

Although we do not have a visiting Guest Speaker at this meeting we will be treated to presentations by two or three of our own Members who will bring some of their own favorite quilts to share with us. They will tell us about themselves, how they got involved in quilting, what inspires them, what type of quilts they like to make, and so on. They may reveal some interesting surprises about themselves, too. By the way, the identities of these Members will remain a tantalizing secret until they are introduced, but you can be sure this will be a fun program, whoever they may turn out to be.

### January 2027

#### **January 12, 2027 – Lyn Brown – “Quilting ABC’s”**

We are fortunate to have Lyn Brown returning to OCQG for our first meeting of the new year on January 12, 2027. This presentation and lecture were inspired by a particular quilt from Lyn’s antique quilt collection that she showed to us in 2024. It was a unique and eye-catching alphabet quilt which we all admired and wanted to know more about. Lyn took it a step further and built her presentation around that idea. Isn’t it nice to know the teacher?

Lyn’s website is [www.lynbrown.com](http://www.lynbrown.com).



# And that's a workshop wrap!

*By Denise Rainier*

Wow, what an extraordinary year it has been for our Workshop Program! A heartfelt thank you to everyone who supported, promoted, attended and helped make this year such a resounding success. We welcomed a phenomenal lineup of instructors, and the response from our community spoke volumes: nearly every workshop filled to capacity, with waitlists for all but one. Demand was high, enthusiasm was palpable and the excitement for learning was unmistakable.

While outstanding instructors are essential, the true strength of our workshop program lies in you, our engaged, enthusiastic guild members. Your participation is the engine that makes this program thrive. And the numbers tell a very exciting story:

- 192 participants across 8 workshops
- Just four participants shy of doubling last year's attendance – truly remarkable growth!
- An average of 24 participants per workshop
- Nearly 20% of attendees were non-guild (10%) or affiliate-guild members (8.3%)

What does this mean? It means we

are reaching beyond our walls. Through personal invitations, word-of-mouth and marketing efforts, our workshops are increasing the guild's visibility, reach and influence, and that's something to celebrate!

Let's keep this momentum rolling into 2026–2027. If every member commits to taking just one workshop, we'll continue to build on this success. Even better – invite a friend! Those personal connections are powerful pathways to growing our membership, strengthening our community, and ensuring our guild remains vibrant, welcoming, and creatively inspired.

Here's to another year of learning, connection, and stitching joy together!



## Upcoming Workshops

*By Denise Rainier, 2nd VP Workshops*

### February 11, 2026– Community Outreach



February

### March 12 th or 13 th , 2026 – Krista Moser – “City Girl Chevron”

Krista shares her signature approach to creating flawless chevrons using the Creative Grids 60-Degree Diamond Ruler. The quilt is entirely strip pieced – no fussy techniques – making it accessible while still delivering striking results. You will explore multiple layout options, from bold two-color statements to scrappy or ombré designs, and learn how thoughtful color placement elevates a simple shape into a modern showpiece.



March

**Skill focus:** ruler proficiency, strip piecing accuracy, color planning, and modern quilt construction techniques

### April 17 - 18, 2026 – Pam Di Salvo – “The Magic of Quiltster Mixers”

This welcoming workshop offers an ideal introduction to Judy Niemeyer–style foundation paper piecing, guided by certified instructor Pam Di Salvo. Designed for newer paper piecers and those seeking stronger fundamentals, the class breaks complex concepts into manageable, repeatable steps. Pam also introduces Quiltster, Quiltworx’s digital design program, allowing students to explore colorways and layouts before cutting fabric – taking the guesswork out of design decisions.



April

**Skill focus:** foundation paper piecing basics, cutting and preparation, floating points, curved piecing, and digital quilt design confidence



**Best Bang For  
Your Buck!**

**For \$45, you can learn from teachers who normally charge much more at places like Road to California!**

## Upcoming Workshops Continued

### May 13, 2026 – Community Outreach

**May**

### June 10, 2026 – Arlene Arnold – “Esther’s Stars”

Arlene’s love of antique quilts shines through as she brings a treasured 1800s design into the present with smart, simplified construction. Esther’s Stars (and Esther’s Constellation) offer dramatic visual impact with fewer seams and smoother assembly. Whether you choose a bold two-color palette or dive into your scrap stash, Arlene’s techniques, paired with a clever ruler, help you achieve crisp star points and precise 1" square-in-a-square blocks with ease.

**June**

**Skill focus:** precision piecing, efficient block construction, ruler techniques, and adapting historic designs for modern quilting.

### July 2026 – No Workshop


**July**

### August 12, 2026 – Kena Tangi Dorsey – “African Adinkra Applique”

Rooted in history and storytelling, this workshop introduces the powerful symbolism of Adinkra - traditional West African symbols representing values, wisdom, and proverbs. After learning the meanings behind selected motifs, students will create a small wall hanging or table runner using vibrant African wax print fabrics and raw-edge appliqué techniques. This class offers both creative exploration and cultural connection, resulting in a deeply personal and meaningful piece.

**August**

**Skill focus:** raw-edge appliqué, working with bold prints, symbolic design, and storytelling through textiles





## Upcoming Workshops Continued

### **September 9, 2026 – Dana E. Jones – “Peace Cranes Over Hiroshima”**

Inspired by Dana’s visit to the Hiroshima Peace Park, this emotionally resonant quilt transforms an origami crane motif into a stunning foundation paper-pieced design. Best suited for quilters with some paper-piecing experience, the workshop emphasizes thoughtful color and value placement to achieve a striking three-dimensional illusion. Participants will create a quilt that is not only visually compelling but rich with history, meaning, and hope.

**Skill focus:** advanced paper piecing, value control, dimensional illusion, and expressive storytelling through design

**September**

### **October 14, 2026 – Carl Brown – “Improv Toolbox”**

Whether you are new to improvisational quilting or ready to deepen your practice, Carl’s Improv Toolbox offers a playful yet structured approach to modern improv. Students will experiment with lines, stripes, curves, checkerboards, and Log Cabin-inspired units, including skinny and complex variations. Carl then guides participants in assembling their elements on the design wall, sharing strategies for balance, movement, and cohesion.

**Skill focus:** improvisational piecing, design intuition, layout techniques, and confidence in creative decision-making

**October**

### **November 11, 2026 – Hanne Lohde (a.k.a. Mama Lohde) – “Blooming Needle Keeper Book”**

Whether you are new to embroidery or looking to expand your stitch library, this workshop is a colorful, skill-building experience you won’t want to miss! This richly detailed workshop blends wool appliqué with an expansive exploration of embroidery stitches to create a beautiful and functional needle keeper book. Students will learn over 25 stitches, ranging from foundational to decorative, while building strong hand-stitching skills. The project is both practical and artful, offering plenty of opportunities to personalize and experiment with color, texture, and thread.

**Skill focus:** wool appliqué, embroidery technique mastery, stitch vocabulary expansion, and fine handwork skills

**November**

## Upcoming Workshops Continued

December 8, 2026 – Member Showcase – No Workshop

December

January 15 - 16, 2027 – Lyn Brown – “Alphabet Quilt”

Step into a world of vintage charm as Lyn shares her treasured Alphabet Quilt and guides students through stitching a selection of letter blocks. Each block highlights a different technique, allowing participants to sample piecing while learning clever construction tips that simplify even intricate designs. Whether you create a few favorite letters or feel inspired to stitch the entire alphabet, this workshop offers joyful learning and creative growth from start to finish.

January  
2027

**Skill focus:** piecing techniques, multi-block construction, creative flexibility, and confidence through playful exploration

## Membership

*By Ruth Saucedo, Membership Chair*

Membership renewal is right around the corner! The 2026 Membership starts March 1, 2026, and end February 28, 2027. It's SEW easy to renew in person at the meeting or online. Bring your completed form with cash, check or credit card to the February meeting, or you can renew on the website ([orangecountyquiltersguild.org](http://orangecountyquiltersguild.org)) under the ABOUT tab.

The membership is steady at 129 members strong. Let's continue to grow!

Invite a buddy to join you at a meeting. I'm sure they will enjoy our group and JOIN the OCQG community!

Happy  
Birthday

February

Jenise “Gigi” Hicks	2/3
Kathy Christensen	2/5
Phyllis Reddish	2/10
Judy Dimmick	2/14
Robin Smith	2/24

# Block Party: February 2026

By Jamie Cargo and Lois Visconti

## Xs and Os Block

### Fabric Requirements and Sub Cuts

	12" Block	Subcut	6" Block	Subcut
Fabric 1	14 x 14" square	4 – 6 ½" squares	7 ½ x 7 ½"	4 – 3 ½" squares
Fabric 2	8 x 16" strip	8 – 3 ½" squares	4 ½ x 9" strip	8 – 2" squares

### Directions

*All seams are 1/4" unless otherwise noted.*

Draw a diagonal line across all 3 ½" (2") squares of Fabric 2. Place 2 3 ½" (2") squares on opposite corners of Fabric 1 6 ½" (3 ½") squares as shown in picture.

Sew on diagonal line, trim seam to ¼". Iron to form 6 ½" (3 ½") squares.

Use your favorite  
Valentine's Day  
fabrics!





# Block Party: February 2026

Sew two of the 6 ½" (3 ½") squares together as shown. Sew these two units together forming either an X or an O.




*Make up to five blocks and turn them in at the next meeting for a chance to win more!*



# 2025-26 Board Meeting Schedule

Mark your calendars! Board meetings are open to all members and your voice is very welcome at our Board meetings. If you would like to join a meeting, please contact Carolyn at [ocqg.president@gmail.com](mailto:ocqg.president@gmail.com) and she will send you the Zoom link. All meetings begin at 7 pm.

- 3/3/25
- 3/31/25
- 5/5/25
- 6/2/25
- July - No meeting
- 8/4/25
- 9/2/25
- 10/6/25
- 11/3/25
- 12/1/25
- 1/5/26
- 2/2/26



## Board Members

The Board Members of OCQG serve from March - February. Here are the current Board Members. Feel free to contact them if you have questions or ideas for the guild.

### Executive Board Members

- President - Carolyn Erratt
- 1st VP, Programs - Betsy Weisman
- 2nd VP, Workshops - Denise Rainier
- Secretary - Pam Gayle
- Treasurer - Deb Wilson
- Ways & Means - Patti Pane

### Standing Committee Board Members

- Past President - Sandy Milo
- Membership - Ruth Saucedo
- Parliamentarian - Colleen Monahan
- Newsletter - Jamie Cargo / Cheri Hansen
- Community Outreach - Julie McCluney

If you aren't sure who to contact, you can always send a note to [info@orangecountyquiltersguild.com](mailto:info@orangecountyquiltersguild.com) and your inquiry will be directed to the appropriate person. Information about the guild, our meeting times, and locations are available on our website at [orangecountyquiltersguild.com](http://orangecountyquiltersguild.com). If you're not a member, we warmly invite you to join us at our next meeting to discover fun and exciting quilting activities and make new crafting friends!

# Hospitality ... Let There Be Snacks!

Quilting, looking at quilts, talking about quilts, chatting with quilty friends ... it's hard work, and hard work means ... snacks!

You are welcome to bring snacks at any time, but in particular, please bring snacks for hospitality at the general meeting according to the first letter of your last name in the month shown below. Don't forget to pick up your ticket for the door prize drawing when you drop off your snack!

JANUARY 2026 M - N - O - P	FEBRUARY 2026 POTLUCK!	MARCH 2026 BIRTHDAY CAKES	APRIL 2026 Q - R - S - T
MAY 2026 U - V - W - X - Y - Z	JUNE 2026 A - B - C	JULY 2026 NO MEETING	AUGUST 2026 D - E - F - G - H
SEPTEMBER 2026 I - J - K - L	OCTOBER 2026 M - N - O - P	NOVEMBER 2026 Q - R - S - T	DECEMBER 2026 U - V - W - X - Y - Z

## You're Invited ...

*by the Members of the Orange County Quilters Guild*

If you're not a member of OCQG, but you've read this far in the newsletter and you're thinking ... "well, they look like a fun bunch of people!" ... we are! We would love to see you at our next meeting and get to know you and your quilts!

You are invited to join us  
for our general meeting

7 p.m. Tuesday, March 10, 2026  
Doors open at 6 p.m.

Hansen Elementary School  
1300 S. Knott Ave.  
Anaheim, CA 92806





# Orange County Quilters Guild

## OCQG Newsletter Advertisement Request

### Contact Information

Contact Name: \_\_\_\_\_

Company: \_\_\_\_\_

Address: \_\_\_\_\_

Street Address

Apartment/Unit #

City

State

ZIP Code

Primary Phone: (     )     ☐ Cell ☐ Home Other Phone: (     )     ☐ Cell ☐ Home

Email: \_\_\_\_\_

### Ad Information

Select Size and Frequency of Ad( Circle payment for your choice):

Size	One Time	3 Months	11 Months
<input type="checkbox"/> Business Card (2" x3.5")	\$5.00	\$12.00	\$40.00
<input type="checkbox"/> Quarter Page (3.5" x5")	\$10.00	\$25.00	\$75.00
<input type="checkbox"/> Half Page (7.5" x 5")	\$20.00	\$35.00	\$100.00
<input type="checkbox"/> Full Page (8" x 10")	\$30.00	\$50.00	\$175.00

Start Month for Ad

/

Month

Year

You can submit information online and pay by credit card by going to <https://www.orangecountyquiltersguild.org/advertise-with-ocqg> or using the QR Code.

To pay by mail or in person, make your check payable to: Orange County Quilters Guild. Either bring form and payment to an OCQG meeting or mail to:

Newsletter  
Orange County Quilters Guild  
P.O. Box 4983  
Orange, CA 92863-4983



If not submitted online, please submit your advertising "print ready" copy (300 dpi .jpg or .png file) via email to the following email address: [ocqg\\_newsletter@gmail.com](mailto:ocqg_newsletter@gmail.com) and mention that you mailed in this form and payment and/or turned it in in person. If you cannot submit an electronic file of your ad, please attach a copy to this form and either turn it in in person or mail via USPS.

If you have any questions, please contact Cheri Hansen (714-270-3036) or email [ocqg\\_newsletter@gmail.com](mailto:ocqg_newsletter@gmail.com).

For OCQG Use Only:

TOTAL RCVD: \$ \_\_\_\_\_ ☐ CASH ☐ CHRG ☐ CHK# \_\_\_\_\_

DATE RCVD: \_\_\_\_\_ RCVD BY: \_\_\_\_\_