



Revolutionary Business Printers from Epson®

From mobile to workgroup, single-function to multifunction, it's easy to find the Epson printing solution for your business needs. With features like easy mobile printing and scanning, workgroup connectivity and incredible print speeds — plus reliable, efficient performance with low intervention — Epson's award-winning printers deliver fast, affordable, high-quality printing to help you run your business at full speed.

Discover all the ways Epson's lineup of printers can help your business succeed.



A Solution for Every Business Need



Mobile

Print from wherever business takes you with the Epson WorkForce® WF-100. Designed for professionals on the go, this wireless color mobile printer makes it easy to print invoices, contracts and more — even from your tablet, smartphone or laptop¹. Featuring fast print speeds and quick-dry inks, plus convenient battery charging, the WF-100 is perfect for productive printing anywhere, anytime.



Small Office/Home Office

Designed for use in small or home offices, Epson WorkForce and WorkForce Pro multifunction, single-function and wide-format printers deliver print-shop quality, plus fast print speeds, for up to half the printing cost of color lasers on select models². Additional productivity-enhancing features include flexible paper handling, scanning to the cloud³, and easy wireless printing from tablets and smartphones¹.



Workgroup

Get reliable, low-maintenance, high-volume color printing for busy workgroups with the WorkForce Pro Series, a collection of multifunction, single-function, wide-format, color and mono business printers. Featuring extra-high-yield, individual ink cartridges or packs and large paper capacities, these models enable easy workgroup networking and administration, with setup and security features for wired and wireless connections.



EcoTank®

Available in compact, desktop and wide-format models, Epson's EcoTank line of Supertank all-in-one printers features cartridge-free printing and revolutionary ink replacement technology. EcoTank printers offer remarkable value and convenience, with super-high-capacity, easy-to-fill ink tanks. Plus, you save up to 80 percent on ink with low-cost replacement ink bottles vs. ink cartridges⁴. These all-in-one printers come with enough ink in the box to print for up to 2 years⁵, so you can print thousands of pages black/color before replacing ink⁶.



Ultra High-capacity

WorkForce Pro printers, featuring Epson's Replaceable Ink Pack System, use high-capacity ink packs that offer low intervention. Designed for workgroups and remote offices, they deliver high-quality, affordable, easy-to-manage printing on a network. Available in single-function and multifunction models — from letter to 13" x 19" — these printers enable high-volume color document printing in a managed network environment, without the need to frequently replace cartridges.



Enterprise Network Printing

Revolutionize business productivity with breakthrough speed and high-capacity consumables. Intuitive operation, simplified maintenance and security support distinguish the WorkForce Enterprise Series as the optimal solution for large workgroups. Built with innovative PrecisionCore® Linehead Technology, these products deliver quality color, from print to print and year to year.

Business Printers

- Included
- Does not have

Single user	For one to five users in small or home office					
	  Powered by PRECISIONCORE™	  Powered by PRECISIONCORE	  Powered by PRECISIONCORE	  Powered by PRECISIONCORE	  Powered by PRECISIONCORE	  Powered by PRECISIONCORE
Mobile printer with built-in battery	Individual ink cartridges that you replace as you go					

Model Number	WorkForce WF-100*	WorkForce WF-2860*	WorkForce Pro WF-3720*	WorkForce Pro EC-4020*	WorkForce Pro EC-4030*	WorkForce Pro EC-4040*	WorkForce Pro WF-6530*
Product Code	C11CE05201	C11CG28201	C11CF24201	C11CF74203	C11CG01205	C11CF75203	C11CD48201
Additional Authorization Required	—	—	—	—	—	—	—
Limited Warranty	1-year	1-year	1-year	1-year	1-year	1-year	1-year
Features							
Functionality	Printer	MFP	MFP	MFP	MFP	MFP	MFP
ISO Print Speed (1-sided; 2-sided) [†]	6.7/3.8 ISO ppm (bk/clr) with AC adapter (1-sided)	13.7/7.3 ISO ppm (bk/clr) 6.5/4.5 ISO ppm (bk/clr)	20/10 ISO ppm (bk/clr) 10/7.0 ISO ppm (bk/clr)	20 ISO ppm (bk/clr) 12 ISO ppm (bk/clr)	20 ISO ppm (bk/clr) 12 ISO ppm (bk/clr)	24/22 ISO ppm (bk/clr) 14 ISO ppm (bk/clr)	24 ISO ppm (bk/clr) 15 ISO ppm (bk/clr)
Maximum Paper Capacity	Up to 20 sheets	Up to 150 sheets	Up to 250 sheets	Up to 250 sheets	Up to 500 sheets	Up to 500 sheets	Up to 580 sheets
Maximum Paper Handling Size	Legal	Legal	Legal	Legal	Legal	Legal	8.5" x 47.2"
ADF Capacity	—	30 sheets	Duplex: 35 sheets	Duplex: 35 sheets	Duplex: 35 sheets	Duplex: 50 sheets	Duplex: 50 sheets
Scan Bed Size	—	8.5" x 11.7"	8.5" x 11.7"	8.5" x 11.7"	8.5" x 11.7"	8.5" x 11.7"	8.5" x 11.7"
PCL ⁷ and PostScript [®] Support	—	—	—	—	—	—	—
IT Admin Tools	—	—	—	—	—	—	—
ISV Support (Open Platform)	—	—	—	—	—	—	—
SAP [®] Compliant	—	—	—	—	—	—	—
Dimensions: Printing (W x D x H)	12.2" x 9.1" x 8.5"	16.4" x 19.8" x 10.0"	16.7" x 19.4" x 9.8"	16.7" x 19.4" x 9.8"	16.7" x 19.8" x 13.0"	16.7" x 19.8" x 13.0"	20.3" x 29.8" x 21.3"
Dimensions: Storage (W x D x H)	12.2" x 6.1" x 2.4"	16.4" x 13.7" x 9.3"	16.7" x 14.9" x 9.8"	16.7" x 14.9" x 9.8"	16.7" x 15.3" x 13.0"	16.7" x 15.3" x 13.0"	20.3" x 20.6" x 20.2"
Connectivity							
USB, Wireless and Epson Connect [™] ¹	•	•	•	•	•	•	•
Ethernet	—	•	•	•	•	•	•
Wi-Fi Direct [®] ⁸	•	•	•	•	•	•	•
AirPrint [®]	•	•	•	•	•	•	•
Supplies	Highest replacement ink cartridge yield ⁹						
Ink Supplies	T215	T202 Series	T702 Series	T802 Series	T802 Series	T802 Series	T748 Series
Supplies Yield (pages)	~250 pgs. bk/ ~200 clr	~550 pgs. bk/ ~470 clr	~1,100 pgs. bk/ ~950 clr	~2,600 pgs. bk/ ~1,900 clr	~2,600 pgs. bk/ ~1,900 clr	~2,600 pgs. bk/ ~1,900 clr	~5,000 pgs. bk/ ~4,000 clr
Ink Delivery	Cartridge	Cartridge	Cartridge	Cartridge	Cartridge	Cartridge	Cartridge

* Designed for use exclusively with Epson cartridges or ink packs (ink delivery varies by model).⁹



WorkForce printers, powered by PrecisionCore

PrecisionCore is a next-generation printing technology that uses a revolutionary high-density print chip to generate up to 40 million precise dots per second with astonishing accuracy, producing professional-quality output at dramatic speeds. With the flexibility to deliver high-speed solutions for commercial, industrial and office printing, PrecisionCore enables superior output quality and durability on the widest range of media.

es

For one to five users in small or home offices



Powered by
PRECISIONCORE



Powered by
PRECISIONCORE



Powered by
PRECISIONCORE



Powered by
PRECISIONCORE



Powered by
PRECISIONCORE



Powered by
PRECISIONCORE

u go



Cartridge-Free Printing with ink bottles or packs — up to 2 years of i

WorkForce WF-7210	WorkForce WF-7710	WorkForce WF-7720	WorkForce ST-2000 EcoTank	Expression® ET-3700 EcoTank	WorkForce ST-3000 EcoTank	WorkForce ST-4000 EcoTank	WorkForce ET-16500 EcoTank
C11CG38201	C11CG36201	C11CG37201	C11CG22202	C11CG21201	C11CG20202	C11CG19202	C11CF49201
—	—	—	•	•	•	•	•
1-year	1-year	1-year	2-year ¹⁰	2-year ¹⁰	2-year ¹⁰	2-year ¹⁰	2-year ¹¹
Wide-format Printer	Wide-format MFP	Wide-format MFP	MFP [No fax]	MFP [No fax]	MFP [No fax]	MFP	Wide-format MFP
18/10 ISO ppm (bk/clr) 8.7/6.0 ISO ppm (bk/clr)	18/10 ISO ppm (bk/clr) 8.7/6.0 ISO ppm (bk/clr)	18/10 ISO ppm (bk/clr) 8.7/6.0 ISO ppm (bk/clr)	10.5/5.0 ISO ppm (bk/clr) 6.0/4.0 ISO ppm (bk/clr)	15/8.0 ISO ppm (bk/clr) 6.5/4.5 ISO ppm (bk/clr)	15/8.0 ISO ppm (bk/clr) 6.5/4.5 ISO ppm (bk/clr)	15/8.0 ISO ppm (bk/clr) 6.5/4.5 ISO ppm (bk/clr)	18/10 ISO ppm (bk/clr) 8.7/6.0 ISO ppm (bk/clr)
Up to 501 sheets	Up to 251 sheets	Up to 501 sheets	Up to 100 sheets	Up to 150 sheets	Up to 150 sheets	Up to 250 sheets	Up to 501 sheets
13.0" x 19.0"	13.0" x 19.0"	13.0" x 19.0"	Legal	Legal	Legal	Legal	13.0" x 19.0"
—	Duplex: 35 sheets	Duplex: 35 sheets	—	—	30 sheets	30 sheets	Duplex: 35 sheets
—	11.7" x 17.0"	11.7" x 17.0"	8.5" x 11.7"	8.5" x 11.7"	8.5" x 11.7"	8.5" x 11.7"	11.7" x 17.0"
—	—	—	—	—	—	—	—
—	—	—	—	—	—	—	—
—	—	—	—	—	—	—	—
22.3" x 31.8" x 12.7"	22.3" x 32.2" x 13.4"	22.3" x 32.2" x 13.4"	14.8" x 22.3" x 10.2"	14.8" x 19.8" x 7.4"	16.4" x 19.8" x 10.0"	16.4" x 19.8" x 10.0"	26.2" x 32.2" x 16.5"
22.3" x 16.7" x 12.0"	22.3" x 19.1" x 13.4"	22.3" x 19.1" x 13.4"	14.8" x 13.7" x 7.4"	14.8" x 13.7" x 7.4"	14.8" x 13.7" x 9.1"	14.8" x 13.7" x 9.1"	26.2" x 19.1" x 16.5"
•	•	•	•	•	•	•	•
•	•	•	—	•	•	•	•
•	•	•	•	•	•	•	•
•	•	•	•	•	•	•	—
			Included ink bottle or ink pack yield ⁶				
T252/T254 Series	T252/T254 Series	T252/T254 Series	T502 Series	T502 Series	T502 Series	T502 Series	T774/T664 Series
~2,200 pgs. bk/ ~1,100 clr	~2,200 pgs. bk/ ~1,100 clr	~2,200 pgs. bk/ ~1,100 clr	~6,500 pgs. bk/ ~5,200 clr	~14,000 pgs. bk/ ~11,200 clr	~14,000 pgs. bk/ ~11,200 clr	~14,000 pgs. bk/ ~11,200 clr	~10,500 pgs. bk/ ~11,000 clr
Cartridge	Cartridge	Cartridge	Bottle	Bottle	Bottle	Bottle	Bottle



Extremely durable prints, laser-sharp black text

These highly durable, fast-drying inks can produce laser-sharp text, as well as stunning graphics and images — all with smooth gradations and vivid colors on both plain and specialty papers. From cartridges to bottles and packs, Genuine Epson Inks offer excellent print quality at a low cost.

For five or more users in a workgroup



Powered by
PRECISIONCORE



Powered by
PRECISIONCORE



Powered by
PRECISIONCORE



Powered by
PRECISIONCORE



Powered by
PRECISIONCORE



Powered by
PRECISIONCORE



Powered by
PRECISIONCORE



Powered by
PRECISIONCORE

Ink in the box.⁵

High-yield, individual ink cartridges or packs for high-volume printing, plus IT admin

WorkForce Pro ET-8700* EcoTank	WorkForce Pro WF-M5299*	WorkForce Pro WF-M5799*	WorkForce Pro WF-C5210*	WorkForce Pro WF-C5290*	WorkForce Pro WF-C5710*	WorkForce Pro WF-C5790*	WorkForce Pro WF-6090*
C11CG39201	C11CG07201	C11CG04201	C11CG06201	C11CG05201	C11CG03201	C11CG02201	C11CD47201-NA
•	•	•	•	•	•	•	•
2-year ¹²	1-year	1-year	1-year	1-year	1-year	1-year	1-year
MFP	Monochrome Printer	Monochrome MFP	Printer	Printer	MFP	MFP	Printer
24 ISO ppm (bk/clr) 15 ISO ppm (bk/clr)	24 ISO ppm (bk) ^{††} 15 ISO ppm (bk) ^{††}	24 ISO ppm (bk) ^{††} 15 ISO ppm (bk) ^{††}	24 ISO ppm (bk/clr) 15 ISO ppm (bk/clr)	24 ISO ppm (bk/clr) 15 ISO ppm (bk/clr)	24 ISO ppm (bk/clr) 15 ISO ppm (bk/clr)	24 ISO ppm (bk/clr) 15 ISO ppm (bk/clr)	24 ISO ppm (bk/clr) 16 ISO ppm (bk/clr)
Up to 830 sheets ¹³	Up to 830 sheets ¹³	Up to 830 sheets ¹³	Up to 830 sheets ¹³	Up to 830 sheets ¹³	Up to 830 sheets ¹³	Up to 830 sheets ¹³	Up to 1,580 sheets ¹³
8.5" x 47.2"	8.5" x 47.2"	8.5" x 47.2"	8.5" x 47.2"	8.5" x 47.2"	8.5" x 47.2"	8.5" x 47.2"	8.5" x 47.2"
Duplex: 50 sheets	—	Duplex: 50 sheets	—	—	Duplex: 50 sheets	Duplex: 50 sheets	—
8.5" x 11.7"	—	8.5" x 11.7"	—	—	8.5" x 11.7"	8.5" x 11.7"	—
—	•	•	—	•	—	•	•
—	•	•	•	•	•	•	•
—	•	•	•	•	•	•	•
—	•	•	•	•	•	•	•
16.7" x 21.1" x 14.1"	16.7" x 22.8" x 17.7"	16.7" x 22.8" x 17.7"	16.7" x 22.8" x 17.7"	16.7" x 22.8" x 17.7"	16.7" x 22.8" x 17.7"	16.7" x 22.8" x 17.7"	18.8" x 29.8" x 21.3"
16.7" x 22.8" x 17.7"	16.7" x 21.1" x 14.1"	16.7" x 21.1" x 14.1"	16.7" x 21.1" x 14.1"	16.7" x 21.1" x 14.1"	16.7" x 21.1" x 14.1"	16.7" x 21.1" x 14.1"	18.8" x 20.6" x 15.9"
•	•	•	•	•	•	•	•
•	•	•	•	•	•	•	•
•	•	•	•	•	•	•	•
•	•	•	•	•	•	•	•

Highest replacement ink cartridge or pack yield⁹







TR02 Series	M02 Series	M02 Series	T902 Series	T902 Series	T902 Series	T902 Series	T748 Series
~16,000 pgs. bk/ ~11,000 clr	~40,000 pgs. bk ¹⁴	~40,000 pgs. bk ¹⁴	~10,000 pgs. bk/ ~5,000 clr	~10,000 pgs. bk/ ~5,000 clr	~10,000 pgs. bk/ ~5,000 clr	~10,000 pgs. bk/ ~5,000 clr	~10,000 pgs. bk/ ~7,000 clr
Pack	Pack	Pack	Pack	Pack	Pack	Pack	Cartridge

Epson Device Admin



Streamlined configuration and management for your printer fleet

Remotely configure or change device settings for up to 2,000 Epson networked single-function and multifunction printers with Epson Device Admin, a powerful, easy and intuitive print management solution that simplifies the installation, configuration and management of your networked printer fleet. Plus, Epson Open Platform (EOP), available on select multifunction printers, allows you to easily integrate even more customizable print management options, including PaperCut MFTM for Epson and Nuance® Document Imaging Solutions.

			For five or more users in a workgroup			For 20 or more users	
 Powered by PRECISIONCORE			   Powered by PRECISIONCORE			 	
Administration tools			Ultra high-capacity replaceable ink packs for high-volume printing, plus IT administration tools			Breakthrough speed for high-volume printing, plus IT tools and networking	
WorkForce Pro WF-6590*	WorkForce Pro WF-C8190*	WorkForce Pro WF-C8690*	WorkForce Pro WF-C529R*	WorkForce Pro WF-C579R*	WorkForce Pro WF-C869R*	WorkForce Enterprise WF-C17590	WorkForce Enterprise WF-C20590
C11CD49201-NA	C11CG70201	C11CG68201	C11CG79201BU	C11CG77201BU	C11CF34201	C11CH01201	C11CE47201
•	•	•	•	•	•	•	•
1-year	1-year	1-year	1-year	1-year	1-year	90-day	90-day
MFP	Wide-format Printer	Wide-format MFP	Printer	MFP	Wide-format MFP	Wide-format Network MFP	Wide-format Network MFP
24 ISO ppm (bk/clr) 16 ISO ppm (bk/clr)	24 ISO ppm (bk/clr) 16 ISO ppm (bk/clr)	24 ISO ppm (bk/clr) 16 ISO ppm (bk/clr)	24 ISO ppm (bk/clr) 15 ISO ppm (bk/clr)	24 ISO ppm (bk/clr) 15 ISO ppm (bk/clr)	24 ISO ppm (bk/clr) 16 ISO ppm (bk/clr)	75 ISO ppm (bk/clr) 75 ISO ipm (bk/clr)	100 ISO ppm (bk/clr) 100 ISO ipm (bk/clr)
Up to 1,580 sheets ¹³	Up to 1,830 sheets ¹³	Up to 1,830 sheets ¹³	Up to 1,330 sheets ¹³	Up to 1,330 sheets ¹³	Up to 1,835 sheets ¹³	Up to 5,350 sheets ¹³	Up to 5,350 sheets ¹³
8.5" x 47.2"	13.0" x 47.5"	13.0" x 47.5"	8.5" x 47.2"	8.5" x 47.2"	13.0" x 47.2"	13.0" x 47.2"	13.0" x 47.2"
Duplex: 50 sheets	—	Duplex: 50 sheets	—	50 sheets	Duplex: 50 sheets	Duplex: 150 sheets	Duplex: 150 sheets
8.5" x 14.0"	—	11.7" x 17"	—	8.5" x 14"	11.7" x 17"	11.7" x 17"	11.7" x 17"
•	•	•	•	•	•	•	•
•	•	•	•	•	•	•	•
•	•	•	•	•	•	•	•
•	•	•	•	•	•	•	•
20.3" x 29.8" x 21.3"	24.1" x 34.1" x 22.5"	24.1" x 34.1" x 22.5"	16.7" x 22.8" x 23.8"	16.7" x 22.8" x 23.8"	31.0" x 34.1" x 27.5"	26.5" x 29.8" x 48.5"	26.5" x 29.8" x 48.5"
20.3" x 20.6" x 20.2"	24.1" x 29.7" x 15.2"	24.1" x 29.7" x 19.4"	16.7" x 21.1" x 20.2"	16.7" x 21.1" x 20.2"	31.0" x 29.8" x 24.4"	26.5" x 29.8" x 48.5"	26.5" x 29.8" x 48.5"
•	•	•	•	•	•	•	•
•	•	•	•	•	•	•	•
•	•	•	•	•	•	•	•
•	•	•	•	•	•	—	—
			Highest replacement ink pack yield ⁹			Highest replacement ink cartridge yield ⁹	
T748 Series	T912 Series	T912 Series	T01C/T01D Series	T01C/T01D Series	T973/T974 Series	T887 Series	T858 Series
~10,000 pgs. bk/ ~7,000 clr	~11,500 pgs bk/ ~8,000 clr	~11,500 pgs bk/ ~8,000 clr	~50,000 pgs. bk/ ~20,000 clr	~50,000 pgs. bk/ ~20,000 clr	~86,000 pgs. bk/ ~84,000 clr	~50,000 pgs. bk/ ~50,000 clr	~50,000 pgs. bk/ ~50,000 clr
Cartridge	Cartridge	Cartridge	Pack	Pack	Pack	Cartridge	Cartridge

Seamless compatibility for your SAP environment

As a gold-level participant in the SAP Printer Vendor Program, Epson has developed approved device types to ensure seamless compatibility between SAP systems and your Epson single-function or multifunction printer. Access advanced printing features for Epson single-function and multifunction printers in your SAP environment. Epson SAP-compatible device types can be downloaded from the SAP site by registered users.

SAP® Member Gold
Printer Vendor Program



Epson Business Solutions

Epson is a leading provider of innovative technology solutions that help businesses succeed. We partner with you to best meet your specific needs, focusing on:

- Improved productivity
- World-class customer service and support
- Cost-effective, high-quality solutions
- A commitment to the environment

Discover how Epson can help you work toward the future. www.epson.com/forbusiness

♦ This product uses only genuine Epson-brand cartridges or ink packs (ink delivery varies by model). Other brands of ink supplies are not compatible and, even if described as compatible, may not function properly. † Black and color print speeds are measured in accordance with ISO/IEC 24734. Actual print times will vary based on factors including system configuration, software, and page complexity. For more information, visit www.epson.com/printspeed. †† Black print speeds are measured in accordance with ISO/IEC 24734. Actual print times will vary based on factors including system configuration, software, and page complexity. For more information, visit www.epson.com/printspeed. | 1 Most features require an Internet connection to the printer, as well as an Internet- and/or email-enabled device. For a list of Epson Connect enabled printers and compatible devices and apps, visit www.epson.com/connect. | 2 Up to 30 percent compared with best-selling, color laser multifunction printers priced at \$299 (USD) or less, as of July 2017 (WF-3720). Up to 50 percent compared with best-selling, color laser multifunction printers priced at \$299 (USD) or less, as of February 2018 (EC-4020, EC-4030, EC-4040). Calculation based on continuous printing with highest-capacity individual cartridges sold in retail. Actual savings will vary based on print task and use conditions. | 3 Requires an Internet connection, a free Epson Connect account and a destination email address or cloud storage account. For a list of supported cloud services, visit www.epson.com/connect. | 4 Savings and cost per ISO page are based on the cost of replacement ink bottles and the cost of enough standard cartridges to achieve the total page yields of the bottles using the MSRP (USD) and yields for Epson standard-capacity ink cartridges for similarly featured Epson consumer inkjet printers as of February 2019. Actual savings and costs will vary considerably based on print tasks, print volumes and usage conditions. | 5 Based on average monthly document print volumes of about 150 pages (ST-2000), 300 pages (ST-3000, ST-4000, ET-3700, ET-16500) and 450 pages (ET-8700). | 6 ST-2000, ET-3700, ST-3000, ST-4000 and ET-16500 included ink bottle yields based on the ISO/IEC 24712 pattern with Epson's methodology. ET-8700 included ink pack yields are estimated based on ISO/IEC 24711 test in Default Mode printing continuously. Actual ink yields will vary considerably for reasons including images printed, print settings, temperature and humidity. Yields may be lower when printing infrequently or predominantly with one ink color. All ink colors are used for printing and printer maintenance, and all colors must be available for printing. For more information, visit www.epson.com/inkinfo. | 7 Not all media types are supported for PCL printing. | 8 Wi-Fi CERTIFIED™; level of performance subject to the range of the router being used. Wi-Fi Direct may require printer software. | 9 Replacement cartridge and ink pack yields are based on ISO/IEC 24711 tests in Default Mode printing continuously. Yields vary considerably for reasons including images printed, print settings, temperature and humidity. Yields may be lower when printing infrequently or predominantly with one ink color. All ink colors are used for printing and printer/all-in-one maintenance, and all colors have to be installed for printing. For print quality, part of the ink from the included cartridges or packs is used for printer startup and a variable amount of ink remains in the cartridges or packs after the "replace cartridge" or "replace ink pack" signal. For details, see www.epson.com/inkinfo. | 10 Printer covered by Epson 1-year limited warranty of 12 months or 30,000 (ST-2000) or 50,000 (ET-3700, ST-3000, ST-4000) plain paper sheets (whichever happens first). For an additional 12-month extended service plan (total of 24 months or 30,000 (ST-2000) or 50,000 (ET-3700, ST-3000, ST-4000) plain paper sheets, whichever happens first), you must register your product and use Epson genuine ink bottles. See Limited Warranty for details. | 11 12 months of standard limited warranty. For an additional 12 months (total of 24 months), register your product and use Epson genuine ink bottles. | 12 12 months of standard limited warranty or 150,000 plain paper sheets (whichever happens first). For an additional 12 months (total of 24 months or 150,000 plain paper sheets, whichever happens first), register your product. See Limited Warranty for details. | 13 With optional paper tray(s). Number of optional trays varies by model; WF-C17590 and WF-C20590: with optional high-capacity input; 2,350-page capacity standard. | 14 Replacement ink pack yields are based on the ISO/IEC 24711 standard using the ISO/IEC 19752 pattern in Default Mode printing continuously. Ink pack yields vary considerably for reasons including images printed, print settings, temperature, humidity, and frequency of use. Yields may be lower when printing infrequently. Ink is used for printing and printer maintenance. For print quality, part of the ink from the included ink packs is used for printer startup and a variable amount of ink remains in the ink pack after the "replace ink pack" signal. For details, see www.epson.com/inkinfo.

 **Better Products for a Better Future™**
eco.epson.com



Epson America, Inc.
3840 Kilroy Airport Way, Long Beach, CA 90806

Epson Canada Limited
185 Renfrew Drive, Markham, Ontario L3R 6G3

www.epson.com
www.epson.ca

Specifications and terms are subject to change without notice. EPSON, ECOTANK, Expression, PrecisionCore and WorkForce are registered trademarks, EPSON Exceed Your Vision is a registered logomark and Better Products for a Better Future and Epson Connect are trademarks of Seiko Epson Corporation. AirPrint is a trademark of Apple Inc., registered in the U.S. and other countries. Wi-Fi Direct® is a registered trademark and Wi-Fi CERTIFIED™ is a trademark of Wi-Fi Alliance®. Nuance is a trademark and/or registered trademark of Nuance Communications, Inc. or its affiliates in the United States and/or other countries. SmartWay is a registered trademark of the U.S. Environmental Protection Agency. All other product and brand names are trademarks and/or registered trademarks of their respective companies. Epson disclaims any and all rights in these marks. Copyright 2019 Epson America, Inc. CPD-52185R3 4/19