




---

## Adobe Audition 3.0 Authorization Code

| Имя   | Дата изменения   | Тип           | Размер     |
|---|------------------|---------------|------------|
|  ADBEAudition_ESD1_WWEFGJIS.exe      | 19.01.2017 11:36 | Приложение    | 361 289 КБ |
|  adobe_audition_3_RUS.exe            | 19.01.2017 2:09  | Приложение    | 955 КБ     |
|  serial key Adobe Audition 3.0.txt ← | 20.01.2017 22:32 | Text Document | 1 КБ       |

**содержимое скачанного архива после распаковки файлов**

recruit.ucoz.ru

DOWNLOAD: <https://byltly.com/2ik5kt>

**Download**

---

I need this code to be able to do non-live transfers from my iMac to the device. I do not have another surface to use for the transfers. I use the multiformat hardware configuration if that helps. I think this was the only way to do non-live transfers back when Audition 1 came out... Help? If I'm using a second computer for the transfer I have to manually boot up audion and select my device under the profile tab. After it's selected I can make a copy from the master and burn it. I know I can set it up to automatically select the device, and use the network card, but I can't figure out how to make the network card automatically select the device. I do not have any other surface to do the transfer on. I have a USB and Firewire cable to connect it. I use a Linksys router with three USB devices connected. The device can be booted up, but it won't connect with any of the devices, if it can be connected at all. I have a wireless network card in the computer I'm doing the transfers on. I have the wireless and wired network cards on at the same time, and they both connect to the router, so I know they're both connected. I have tried to use both cards simultaneously, but it hasn't worked. I am able to connect via a wired connection on the router. I'm not sure what else to try. I'm doing the transfer from the iMac using the Firewire cable and the router. The audio file to be transferred is stored on my external drive connected to the iMac via the Firewire cable. In Audition 1, under the networking tab, it was possible to choose which computer was the master by connecting it to the router and choosing it from the menu. It was also possible to choose which device was the slave by selecting it from the menu. Audition 2 does not have this feature. However, Audition 3 does have the feature I am trying to get to work. Under the networking tab it is possible to choose a specific port to use. You can choose the device on the network as well as which computer is the master. For example, I have my iMac connected to the router and I want the second computer to be the master. I choose the iMac from the list and it's computer has the keyboard and mouse connected. This will work, but it has to be done manually, I'm trying 520fdb1ae7

Related links:

[HD Online Player \(Dhol Hindi Movie 1080p Download\)](#)

[Complete IDS SDD Land Rover Jaguar v138.02](#)

[robot wars extreme destruction game download 27](#)