

CUTTING EDGE

The official newsletter of



QUICK SNIPS



BOARD MEETING: DEC. 1
GENERAL MEETING: DEC. 9

INSIDE:

COMMUNITY OUTREACH
HAPPENINGS

UPCOMING PROGRAMS
AND WORKSHOPS

AND MORE ... KEEP READING!

President's Message

By Carolyn Erratt, President

"Two quilters who have just met will be strangers only until their mutual passion for quilting is revealed. Then they can talk for hours like the best of friends." — Jennifer Chiaverini

This quote by author Jennifer Chiaverini came to life at the coat workshop in November.

I set my machine up next to my close friends but within the first 10 minutes I was chatting with a group of women from the LBMQ, sharing design ideas, demonstrating techniques with each other and exchanging

CONTINUED ON PAGE 2

President's Message Continued

contact information.

I wandered around the room on both days meeting new people, reconnecting with quilters that I hadn't seen in months or even years and having a wonderful time. Our connection with fellow quilters goes beyond the fabric and becomes a

connection between people who have a drive to express themselves and create beauty. December, for me, is a time of year for relaxing with family and friends. The connections I have with those I love are the most important part of my life. As I am writing this we are packing for a quick trip for Thanksgiving. Our celebration won't be on Thanksgiving Thursday as we shifted our celebration to accommodate travel and work schedules of the people we want to celebrate with. I don't think celebrations need to be tied to a calendar and over the years our family has shifted every holiday to make sure that we could be with those we love. Last year was the first year



Carolyn's three granddaughters snuggle under one of her very first quilts, made in 1989 for her oldest daughter.

that John and I didn't host Christmas in over 30 years. I must admit that not decorating my mantle with 10 stockings was bittersweet but seeing our daughter set the prime rib on her table in Massachusetts was wonderful. Building new traditions, based on familiar ones, creates a legacy for the next generation. This year our celebration will take us to Northern California and Julia's mantle will be decorated with 11 stockings. Eleven stockings that were made with love. My stocking was made by my mom when I was 5. Every year when I hang my stocking, I'm flooded with memories of past Christmas

CONTINUED ON PAGE 3

President's Message Continued



The stocking Carolyn's mom made for her

mornings and the joy of childhood. I have made the other 10 stockings and hope that they bring happy memories for years to come. When you spend time making something with your two hands, you impart love in a way that buying never can. Make something for a

loved one and make a memory. Enjoy your celebrations this winter and hug those you love.

Carolyn

From the Editor

By Jamie Cargo, Newsletter Editor

This month's banner quilt is Carolyn Erratt's flimsy from the Round Robin. Throughout this month's edition, you'll find more.

Jamie 

Send your newsletter items to:

ocqg.newsletter@gmail.com

by 10 p.m. the Sunday after the General Meeting

Early is always appreciated!

Themed Shirt Schedule

December: Holiday fun! Christmas, Hanukkah, Kwanza or even the Winter Solstice

January: Winter or New Years themed.

February: Valentine's Day or Groundhog Day



Holiday Ornament Exchange

A Celebration of Creativity and Cheer

By Sherry Hoyt

The holidays are coming fast — ready or not!

As the season of giving and sparkling lights approaches, it's the perfect time to share a little handmade joy.

Join us for our Holiday Ornament Exchange, honoring both Christmas and Hanukkah traditions with creativity and heart.

Take a few hours — no more than three — and create a festive ornament to exchange at our December General Meeting. Use any stitch technique you love — quilting, embroidery, crochet, knitting, needlepoint, tatting and more. (Please, no Styrofoam.)

If you'll be traveling, you can still join the fun! Mail your finished ornament by December 5, 2025, to:

Sherry Hoyt
17845 Balfern Avenue.
Bellflower, CA 90706

Please leave your ornament unwrapped and include your name and the year on it. Each time it's



displayed in the years to come, it will remind others that even when times are busy, quilters and stitchers always find ways to create beauty and joy.

At the meeting, Santa's Elves will exchange your ornament for another of similar craftsmanship. You'll receive your new treasure before the meeting ends — or if you mailed yours in, one will be mailed back to you.

For questions, call 213-392-4111.

May your holiday season be filled with love, laughter and the sparkle of handmade beauty.

Merry Christmas and Happy Hanukkah!



Save the Date

Quilts in the Garden

Red, White & Bloom

Featured Quilters:

**LINDA ALMANY
&
LORETTA DAVIS**

**10 a.m. to 3 p.m.
Saturday, May 2, 2026**

**Kiwanis Land Park
9840 Larson Ave.
Garden Grove, CA 92844**

1 Day | 1 Park | Over 100 Quilts

**Opportunity baskets
Garage Sale
Quilts for Sale**

**Boutique
LCR Games**



www.orangecountyquiltersguild.org



Quilts in the Garden 2026

By Patti Pane

I'm looking forward to working and planning with many OCQG members to make our guild fundraiser a successful and enjoyable day. If you would like to continue with a job you have done in past, please let me know. If any of you would like to help in a particular area – some areas need more help – please let me know. Even though we are working the quilt show, it still should be fun. Many hands make for light work. OCQG member support has always been generous and I have been very lucky to work with so many of you.

Calls for volunteers will be going out – so please help fill the list.

Last year the Quilt Show Boutique did very well. This year we will need a Boutique Chairperson(s). This would be a great job for a Friendship Group also. The Boutique needs to be filled with items that are easy to kit and make by our OCQG members. A table can be designated at general meetings for kit pick-up and collection of finished items. Suggest that these items are related to our quilty likes and needs/gifts and

within a reasonable price range. Any interest please contact Patti Pane. I have patterns and materials to help out with projects. Let's talk.

For all OCQG members, here are a few things to start thinking ahead:

- Quilt(s) you would like to show. Also quilts from family and friends are welcome to join.
- Yes, "Red, White and Bloom" is this quilt show inspiration, but please include any other of your beauties, especially any workshop projects.
- Garage Sale items. Brigitte Brink would love to help you with your treasures. Keep in mind we need quilt quality fabrics (1/4 yd smallest amount) and notions. No books or patterns.
- New to gently used simple quilts donated for "Quilts for Sale"
- Your time

It's never too early to plan a day with your family and friends, so save the date for the first Saturday in May.

If you have any questions, please send me an email or a text.

Enjoy your Holidays!
Patti Pane
sew2bpane@gmail.com
(714) 366-4415

Sign up for an opportunity road trip

By Brigitte Brink

Thank you to everyone who bought Opportunity Quilt Tickets. We are off to a great start. In case you didn't know, we ask every member to buy \$20 worth of tickets. This is one of our main fundraisers for the guild. Everyone received 5 tickets along with the directory. If you haven't already handed in your money and ticket stubs, please do so by December's guild meeting.

Thanks to Helene Born we have a full schedule visiting other guilds with our quilt. Please look at the list and let me know if you would like to help sell tickets. Maybe you are already a member of one of these guilds. It is super fun to take a little road trip with a friend.



Flying Geese Quilt Guild:

5:30 p.m. January 12

Los Angeles County Quilt Guild:

8:30 a.m. January 21

Surfside Quilt Guild:

9 a.m. February 10

Friendship Square Quilt Guild:

6 p.m. February 16

Seashore Quilt Guild:

9:30 a.m. February 20

Orange Grove Quilt Guild:

8:15 a.m. March 21

Beach Cities Quilt Guild:

April 9, 6 p.m.


UFO Challenge is Coming!

By Pam Gayle and Vicki Slone

Definition of a UFO (Un Finished Object): A quilt, wall hanging, table runner or other needle project that is in any stage of not being completed.

We're so proud that 14 UFOs have already been shared and shown over the past three months. They have been absolutely gorgeous! Two more months to go. No worries if you have fallen behind, as we'll accept late completions. UFO Challenge ends at the January 2026 General meeting. Each submitted UFO gets a chance to win a prize in January, so keep them coming.

Check in with Pam or Vicki so that we can check your name and UFO off the list.



UFO CHALLENGE ENTRY FORM

NAME: _____

NAME OF QUILT #1: _____

MONTH TO BE FINISHED: _____

NAME OF QUILT #2: _____

MONTH TO BE FINISHED: _____

NAME OF QUILT #3: _____

MONTH TO BE FINISHED: _____

Stitch & Strut: Turning Quilts Into Coat-Ture



By Denise Rainier

Our November workshop was nothing short of a “rags to riches” triumph. After months of anticipation, 40 enthusiastic makers – split between two fully subscribed days – gathered to learn from the incredibly talented and endlessly inspiring Teresa Coates.

Her **Elemental Coat** pattern, designed with quilters in mind, turned what could have been a daunting leap into garment sewing into something entirely approachable ... and downright addictive.

This workshop had reach! We welcomed 22 OCQG members, 10 non-guild guests, and eight affiliate-guild members, representing Flying Geese, Friendship Square, Quilters by the Sea, Long Beach Modern, LA County and North Cities. It was a beautiful blend of local talent coming together around one shared love: turning textiles into wearable art.

And oh, the textiles. Teresa was truly amazed by what came through the door. We saw everything from



vintage and first quilts to tablecloths, holiday throws, quilted yardage, cheater cloth (Kantha included!), purchased bedspreads, unfinished projects and even those “I-don’t-quite-love-this-one” quilts that suddenly found redemption. When Teresa had participants hold up their materials for a big show-and-tell, the room erupted into a chorus of oohs and ahs, as if we were at a runway show hosted by a very





enthusiastic quilting crowd. Trying on the sample coats Teresa brought with her? Let's just say some of us contemplated a stealthy getaway with one.

Once the excitement settled, Teresa guided us through personalized layout sessions. It was fascinating to see how a simple shift in pattern placement transformed each piece –





unlocking new possibilities we hadn't imagined. She also taught us how quilting density affects drape and fit. Who knew that older quilts could have such a luxurious, soft swing to them?

As the day unfolded, The Elemental Coat proved to be an incredibly versatile pattern. Teresa offered countless customization options: changing the length, blending old and new textiles, adding (or skipping) collars and hoods, finishing seams with serged, Hong Kong or flat-felled techniques, and even playing with contrasting cuffs. By lunchtime, most of us were

already dreaming up coat No. 2... or No. 3.

There were so many memorable moments, but a few highlights deserve a special spotlight:

- Helene Born's sweet child-size coat made from a pink-and-white vintage quilt
- Carolyn Erratt's striking coat built on a pre-made Mid Mod quilt foundation
- Michelle Cooper's scrappy patchwork flimsy from our Quilts in the Garden sale, reborn in brilliant fashion
- Jennifer Kerr's transformation of a once-loved quilt gifted by Jane Koeberle



- Betsy Weisman's rich blues and purples in pre-quilted yardage
- Patti Pane and Laura Brown, who each worked with Wedding Ring quilts - Patti even incorporated the quilt's curved motifs into her edges
- Bonnie Klopfer, who used a vintage Grandmother's Flower Garden quilt
- And yes, Denise Rainier discovered that the vintage quilt she used had actually been shown at the 1991 OCQG quilt show, made by one of our own members back in 1989. Talk about a full-circle moment!

A heartfelt thank you is due to the many hands that made this



workshop shine. Betsy Weisman and Susi McLane were the heroes of the “Serge Squad,” keeping everyone moving forward with their serging superpowers. Teresa herself jumped into serge with speed and skill. Jo Jay offered expert design encouragement – and even climbed onto the floor to help Bonnie with

her layout. We were also delighted to welcome Judy Kolbe, Membership Chair of the Orange County chapter of the American Sewing Guild, who has followed Teresa virtually for years (MAKE with Teresa Coates); this was the first time the two finally met in person! And of course, thank you to all who stayed behind to



reset the room. Nothing says “quilt guild love” like a team of people folding tables and vacuuming so we can leave the church spotless.

This workshop was one of our most joyful and memorable events yet. Whether it was the sustainability aspect, the promise of personal expression, or simply the magic of

turning cherished textiles into garments infused with meaning, everyone left with a sense of connection – to their materials, their coats, and one another. These garments are now more than coats; they are stories made wearable – stitched with history, creativity and heart.



Family owned & Operated Since 1956
Sales & Service
Authorized **BERNINA** Dealer

Anaheim
1189 N Euclid St, 92801
714.774.3460

Guild Members receive a 10% Discount on merchandise
100% Cotton Fabric, Notions and Accessories

www.melssewing.com info@melssewing.com

Tustin
600 E First ST, 92780
714.669.0583



@melssewingandfabriccenter



Center from:

Anita Adriano

Round 1:

Pattie Pane

Round 2:

Helene Born

Round 3:

Ruth Saucedo

Round 4:

Brandi Kelly

Contreras



Save the Date

OCQG Retreat

JULY 6-9, 2026

Vina de Lestonnac Retreat Center

Reservation forms will be available on the OCQG website, www.orangecountyquiltersguild.org, the newsletter and at the Check-In table at general meetings starting in January 2026

Any Questions: Patti Pane, sew2bpane@gmail.com



Opportunity Baskets

By Donna Hansen and Jeanne Dinkle

Our November meeting was a busy one! Lots going on as another year nears the end. I can't thank you enough for your support and generous donations each month. As I've said before, the day after the meeting is like Christmas morning at my house as I go through the donations you've brought me the night before.

We raised \$250 on ticket sales at the meeting. There were a couple of really lucky ladies last month. Lois McCay and Pam Gayle each won two baskets. Anyone who's watched me draw the tickets knows I really mix them up so luck was definitely on their side! Our other winners were Brandi Kelly-Contreras and JoAnna Clayton.



Ruth's 2025 Holiday Boutiques

November 8th

St. Paul's Lutheran Church

9am-3pm 1250 E Heim Ave, Orange
(Behind Walmart)

November 15th

Ruth's Residence

9am-3pm 8209 E Hillsdale Dr, Orange

December 3rd

Trinity Presbyterian Church

10am-1pm 13922 Prospect Ave,
Santa Ana,
(Corner of Prospect and 17th St)

Handmade Gifts

Quilted Wall Hangings and Placemats

Unique All Occasion Cards

Thanksgiving and Christmas Home Décor

Totes of various sizes
and much more....

Thank you for supporting Handmade
Come, stop by to say Hi!



Membership

By Ruth Saucedo, Membership Chair

The membership is currently 128 members strong and hopefully will continue to grow!

Invite some friends to join you at a meeting and let's increase the membership!

Happy
Birthday

December

Laura Brown	12/14
Karla Lambden	12/20
Alice Davidson	12/21
Sara Caswell	12/22
Marsha Leeds	12/22
Felipe Palmer	12/22
Loretta Davis	12/30
Carolyn Erratt	12/30



Services by Faith Liu
714 293 3337

📍 Based in Orange, California

Looking to finish that quilt in time for the holidays? I've got you covered!

■ Services Offered:

- ✓ Edge-to-Edge Pantograph Quilting
- ✓ Custom Embroidery
- ✓ T-Shirt Memory Quilts
- ✓ Quilt Batting for Sale

Fast turnaround & quality craftsmanship you can trust.

My schedule is currently OPEN for Christmas quilts — reserve your spot today!

✉ Contact Faith Liu to get started!

Coming Soon to a Quilt Guild Near and Dear to You

By Betsy Weisman

I think we can all agree that our Programs and Workshops during 2025 have been both interesting and exciting. We've enjoyed having Guest Speakers talking about topics we've never before had at OCQG, and we learned new things from all of them. Anita Adriano worked long and hard to find these terrific teachers, and I want to personally thank her for doing such a wonderful job as our First Vice President/Programs Chair last year.

Still to come in December will be our Member Showcase. We will hear from two of our own Members who will be sharing some of their own quilts and telling us about their experiences and inspirations in the quilting world. This is always one of our favorite and most enjoyable programs. Be sure to come and find out which of our Members will be featured this year. It's always a fun surprise.

In January, our own Lyn Brown will be speaking to us about "What's New" in the quilting world. In recent years we've heard from her a bit about the history of quilting, and we've learned about some of the more modern trends, but now we wonder, "What's New?" Lyn will answer that question at our January meeting and will also be offering one of her always-so-much-fun Mystery Quilt Workshops on Friday, January 16 and Saturday, January 17, 2026. Yes, it's a two-day affair. Don't miss it!

Our meeting in February is our Annual Members-Only Business Meeting, so we will not have a Guest Speaker. Nevertheless, there will be a very nice surprise prior to the actual meeting. You'll want to be sure to join us for the Potluck Dinner, so you won't miss the fun!

We are very excited to be able to announce that our Speaker for March will be Krista Moser of The Quilted Life. Krista is a well-known and very prolific designer of beautiful patterns and quilts. She is the creator of Creative Grids 60 Degree Diamond Rulers and has designed dozens of patterns using these rulers. She likes clean lines and bold colors, resulting in quilts

that are both whimsical and eye-catching. If you attended Road 2 California in 2024 you probably viewed some of her work, as it was prominently featured in the “Quilt Room” that year. We’re very happy to be able to bring her to our guild and to be sharing both her visit and TWO workshops with Orange Grove Quilt Guild.

It has been my privilege during this past year not only to work with all of the Guest Speakers Anita hired for us, but to search out and hire those who will be coming to our guild during the 2026-2027 year. But wait! It’s too early just yet to tell you who the rest of those guest speakers will be. If you want to be among the first to find out, be sure to be at our DECEMBER Guild meeting, where Denise Rainier and I will be revealing ALL of them!

Note: *Information about all the 2026-January 2027 Programs, and sign-ups for the corresponding Workshops will be available after the announcements are made.*

See you at the December meeting!

Upcoming Programs

By Betsy Weisman, 1st VP Programs

DECEMBER

December 9, 2025: OCQG Member Showcase

We know there’s talent in this group of quilters, and we will get to see some of our homegrown fabulous quilters in this annual showcase! Who will the featured quilter(s) be? You will have to come and see!

**Best Bang For
Your Buck!**

**For \$35, you can learn
from teachers who
normally charge much
more at places like
Road to California!**

Community Outreach Happenings

By Julie McCluney

In our efforts to honor veterans, this month we gifted 45 beautiful patriotic quilts to the VA Hospital in Long Beach. Michelle Cooper and I attended a first time event at the hospital, "Woman's Social Connection." This event brings women veterans together to explore the programs offered by the VA and to connect with other women who have similar backgrounds, needs, health issues and experiences. Over 175 women veterans attended this early morning event.

The Orange County Quilters Guild was a very welcome addition to this event. Please look through the photos below and you will see many smiling faces with our gifts.

Coming up is "Snuggle Day" December 4 at Cornerstone Church in Brea. Brigitte Brink is heading up this event. We went to the storage unit and counted over 115 quilts that we will be gifting to Orange County social workers to distribute to their clients – children in the Orange County foster care system. The quilts have been matched with a coordinating pillowcase. Additional pillowcases are available as in many cases a social worker is required to remove a child from a dangerous situation and their clothing and

personal items are sometimes put into trash bags; our pillowcases can be used instead, giving a human touch. The social workers are very grateful. At Snuggle Day many different organizations come to provide holiday gifts for children in protective custody. We hope that our lovingly homemade quilts give these youngsters joy!

Oh, and I do not want to forget what was turned in at our November meeting: 12 completed Quilts for Kids, 3 completed Quilts for Vets, 5 tops - 2 kids, 3 vets, 22 blocks (7 dog, 10 stars, 3 boots and 2 hearts), 13 pillowcases and 2 receiving blankets along with several fabric donations. Thank you all for your generous time in making our philanthropy efforts noteworthy! Winners for the Community Outreach raffle were: Brandi Kelly-Contreras, Susan Fisher and Carla D.

Remember anytime you drop by the Community Service table at the meeting you are welcome to a fat quarter just for saying "hi." At this coming meeting I will have a choice of holiday fabrics.

Take care all and have a wonderful holiday season!

Community Outreach Happenings

By Julie McCluney



Block Party: DECEMBER 2025

By Jamie Cargo and Lois Visconti

Snowball Star

Fabric Requirements and Sub Cuts

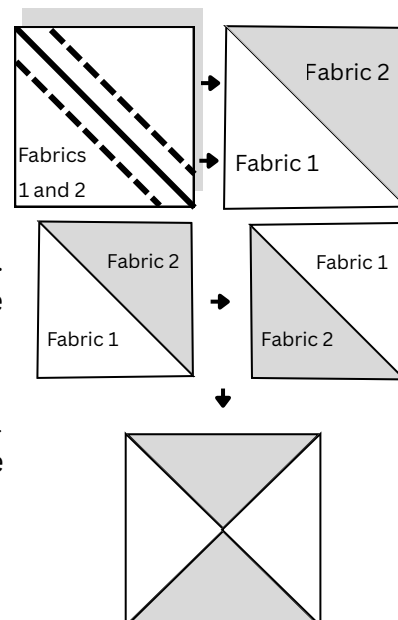
	12" Block	Subcut	6" Block	Subcut
Fabric 1	12 x 8"	1 - 7 ½" square 2 - 4" squares	7 ½ x 5"	1 - 4 ½" square 2 - 2 ½" squares
Fabric 2	20 x 8"	1 - 7 ½" square 1 - 7 ¼" square 2 - 4" squares	12 x 5"	1 - 4 ½" square 1 - 4 ¼" square 2 - 2 ½" squares
Fabric 3	8 ¼ x 4"	2 - 4" squares	5 x 2 ½"	2 - 2 ½" squares

Directions

All seams are 1/4" unless otherwise noted.

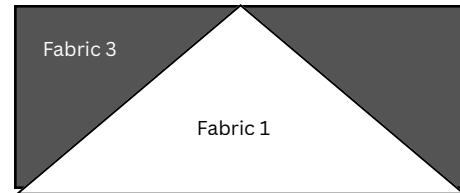
Place the 7 ½" (4 ½") squares of Fabrics 1 and 2 right sides together. Draw a line diagonally on the top fabric. Sew ¼" along each side of this line. Cut along the drawn line creating 2 HST. Press to the dark fabric.

Rotate one square, and place them right sides together. Draw a line diagonally on the top fabric making sure the line crosses through both colors of the HST. Sew ¼" along each side of this line. Cut along the drawn line creating 2 hourglass blocks. Trim to 6 ½" (3 ½"). You will only need one of these to complete the block, but since you have 2, you might as well make 2 complete blocks.



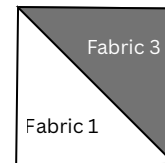
Block Party: DECEMBER 2025

Using the Fabric 2 7 ¼" (4 ¼") square, and Fabric 3 4" (2 ½") squares to create 4 flying geese using the No Waste Method for Making Flying geese on the next page.



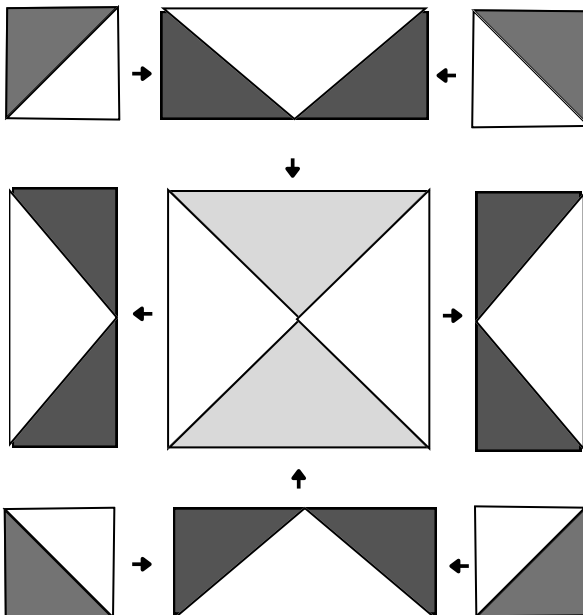
Using the Fabric 1 and Fabric 3 4" (2 ½") to create 4 HST, similar to the first step.

Sew one HST on opposite ends of two of the flying geese according to square image.

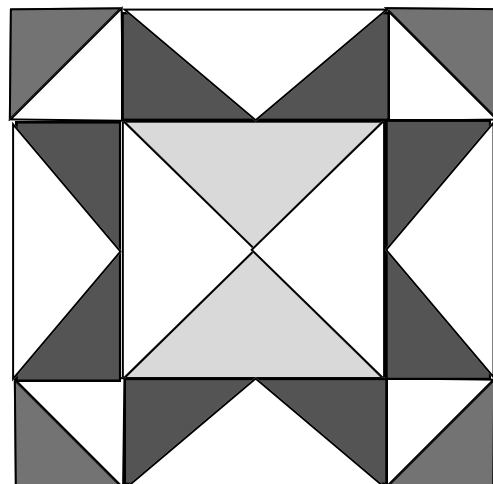


Sew the two remaining flying geese on opposite sides of the hourglass block.

Finally sew the three rows together to create the Snowball Star.



Make up to five blocks and turn them in at the next meeting for a chance to win more!



Block Party: DECEMBER 2025



I turned the flying geese on the 6 ½" block, for a different look.!



Block Party: JANUARY 2025

By Jamie Cargo and Lois Visconti

X Block

Fabric Requirements and Sub Cuts

	12" Block	Subcut	6" Block	Subcut
Fabric 1	5 x 5"	4 $\frac{3}{4}$ " square	3 x 3"	2 $\frac{3}{4}$ " square
Fabric 2	5 x 20"	4 - 4 $\frac{3}{4}$ " squares	3 x 12"	4 - 2 $\frac{3}{4}$ " squares
Backgr ound	8 $\frac{1}{2}$ x 12"	<p>1 - 7 $\frac{1}{2}$" square, cut twice on diagonal, creating four triangles. Label these B.</p> <p>2 - 4" squares, cut each on diagonal, creating four triangles. Label these C.</p>	5 x 2 $\frac{1}{2}$ "	<p>1 - 4" square, cut twice on diagonal, creating four triangles. Label these B.</p> <p>2 - 2" squares, cut each on diagonal, creating four triangles. Label these C.</p>

Block Party: JANUARY 2025

Directions

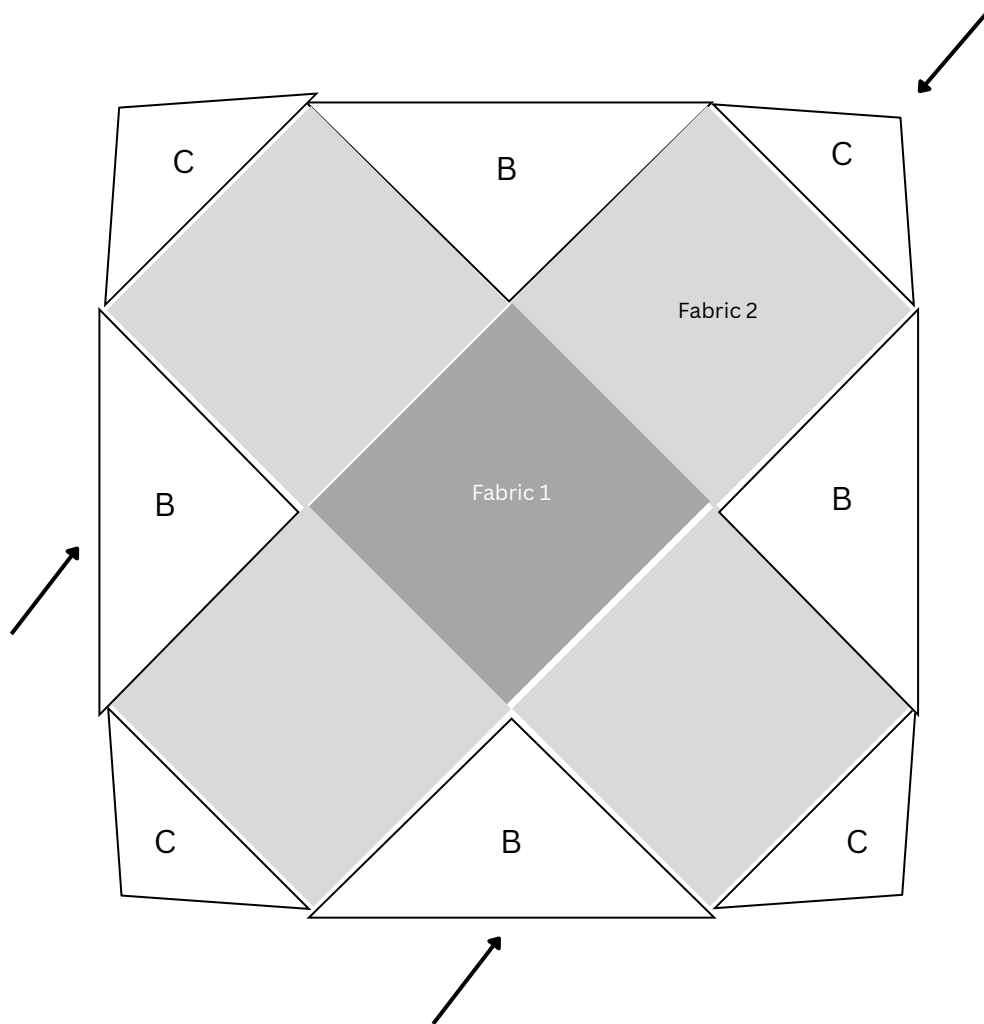
All seams are 1/4" unless otherwise noted.

Lay out squares and triangles as shown in diagram.

Sew the block together in diagonal rows.

Trim to finished $12\frac{1}{2} \times 12\frac{1}{2}$ " ($6\frac{1}{2} \times 6\frac{1}{2}$ ") block.

Make up to five blocks and turn them in at the next meeting for a chance to win more!



Block Party: JANUARY 2025

By Jamie Cargo and Lois Visconti



2025-26 Board Meeting Schedule

Mark your calendars! Board meetings are open to all members and your voice is very welcome at our Board meetings. If you would like to join a meeting, please contact Carolyn at ocqg.president@gmail.com and she will send you the Zoom link. All meetings begin at 7 pm.

- 3/3/25
- 3/31/25
- 5/5/25
- 6/2/25
- July - No meeting
- 8/4/25
- 9/2/25
- 10/6/25
- 11/3/25
- 12/1/25
- 1/5/26
- 2/2/26



Board Members

The Board Members of OCQG serve from March - February. Here are the current Board Members. Feel free to contact them if you have questions or ideas for the guild.

Executive Board Members

- President - Carolyn Erratt
- 1st VP, Programs - Betsy Weisman
- 2nd VP, Workshops - Denise Rainier
- Secretary - Pam Gayle
- Treasurer - Deb Wilson
- Ways & Means - Patti Pane

Standing Committee Board Members

- Past President - Sandy Milo
- Membership - Ruth Saucedo
- Parliamentarian - Colleen Monahan
- Newsletter - Jamie Cargo / Cheri Hansen
- Community Outreach - Julie McCluney

If you aren't sure who to contact, you can always send a note to info@orangecountyquiltersguild.com and your inquiry will be directed to the appropriate person. Information about the guild, our meeting times, and locations are available on our website at orangecountyquiltersguild.com. If you're not a member, we warmly invite you to join us at our next meeting to discover fun and exciting quilting activities and make new crafting friends!

Hospitality ... Let There Be Snacks!

Quilting, looking at quilts, talking about quilts, chatting with quilty friends ... it's hard work, and hard work means ... snacks!

You are welcome to bring snacks at any time, but in particular, please bring snacks for hospitality at the general meeting according to the first letter of your last name in the month shown below. Don't forget to pick up your ticket for the door prize drawing when you drop off your snack!

JANUARY 2025 A - B - C	FEBRUARY 2025 POTLUCK!	MARCH 2025 BIRTHDAY CAKES	APRIL 2025 D - E - F - G - H
MAY 2025 I - J - K - L	JUNE 2025 M - N - O - P	JULY 2025 NO MEETING	AUGUST 2025 Q - R - S - T
SEPTEMBER 2025 U - V - W - X - Y - Z	OCTOBER 2025 A - B - C	NOVEMBER 2025 D - E - F - G - H	DECEMBER 2025 I - J - K - L

You're Invited ...

by the Members of the Orange County Quilters Guild

If you're not a member of OCQG, but you've read this far in the newsletter and you're thinking ... "well, they look like a fun bunch of people!" ... we are! We would love to see you at our next meeting and get to know you and your quilts!

You are invited to join us
for our general meeting

7 p.m. Tuesday, December 9, 2025
Doors open at 6 p.m.

Hansen Elementary School
1300 South Knott
Anaheim, CA 92806



Orange County Quilters Guild

OCQG Newsletter Advertisement Request

Contact Information

Contact Name: _____

Company: _____

Address: _____
Street Address Apartment/Unit #

City State ZIP Code

Primary Phone: () _____ ☐ Cell ☐ Home Other Phone: () _____ ☐ Cell ☐ Home

Email: _____

Ad Information

Select Size and Frequency of Ad (Circle payment for your choice):

Size	One Time	3 Months	11 Months
<input type="checkbox"/> Business Card (2" x 3.5")	\$5.00	\$12.00	\$40.00
<input type="checkbox"/> Quarter Page (3.5" x 5")	\$10.00	\$25.00	\$75.00
<input type="checkbox"/> Half Page (7.5" x 5")	\$20.00	\$35.00	\$100.00
<input type="checkbox"/> Full Page (8" x 10")	\$30.00	\$50.00	\$175.00

Start Month for Ad _____ / _____
Month Year

You can submit information online and pay by credit card by going to <https://www.orangecountyquiltersguild.org/advertise-with-ocqg> or using the QR Code.

To pay by mail or in person, make your check payable to: Orange County Quilters Guild. Either bring form and payment to an OCQG meeting or mail to:

Newsletter
Orange County Quilters Guild
P.O. Box 3108
Orange, CA 92857-3108



If not submitted online, please submit your advertising "print ready" copy (300 dpi .jpg or .png file) via email to the following email address: ocqg.newsletter@gmail.com and mention that you mailed in this form and payment and/or turned it in in person. If you cannot submit an electronic file of your ad, please attach a copy to this form and either turn it in in person or mail via USPS.

If you have any questions, please contact Cheri Hansen (714-270-3036) or email ocqg.newsletter@gmail.com.

For OCQG Use Only:

TOTAL RCVD: \$ _____ ☐ CASH ☐ CHRG ☐ CHK # _____

DATE RCVD: _____ RCVD BY: _____