



\*\*\*\*\*

## PROJECT MARSE (MAKING ACTIVITIES RELATED TO SCIENCE AN ENJOYABLE ONE)

**MARCIANA C. PROMENTILLA  
TEACHER III**

Mohon Elementary School  
marciana.promentilla@deped.gov.ph

### ABSTRACT

**Science** is a way of organizing what we already know and learning more through experiments. Science allows learners to explore their world and discover new things. It is also an active subject, containing activities such as hands-on labs and experiments. This makes science well-suited to active younger children. Science is an important part of the foundation for education for all children.

To enhance the learning ability and interest of learners in teaching Science, Mohon Elementary School teachers performed their duties and responsibilities to enhance learners' ability and explore their minds in the wonderful world of science. Everyday, science is considered a busy day and it was a fun and exciting day for our learners. Different materials were assigned to them before the day of activities.

With this, Project MARSE aims to improve the ability of learners to perform different activities in science. It helps the learners to be more participative and understand the objective of the day. It also caters learner's ability to broaden their knowledge and become more familiar with the lesson.

\*\*\*\*\*

### Editorial Team

**Editor-in-Chief:** Alvin B. Punongbayan

**Associate Editor:** Andro M. Bautista

**Managing Editor:** Raymart O. Basco

**Web Editor:** Nikko C. Panotes

### Manuscript Editors / Reviewers:

Chin Wen Cong, Christopher DC. Francisco, Camille P. Alicaway, Pinky Jane A. Perez,  
Mary Jane B. Custodio, Irene H. Andino, Mark-Jhon R. Prestoza, Keive O. Casimiro, Ma. Rhoda E. Panganiban  
Rjay C. Calaguas, Mario A. Cudiamat, Jesson L. Hero, Albert Bulawat, Cris T. Zita, Allan M. Manaloto

\*\*\*\*\*

# INSTABRIGHT e-GAZETTE

ISSN: 2704-3010

Volume V, Issue III


February 2024

Available online at <https://www.instabrightgazette.com>



\*\*\*\*\*  
Project **MARSE** will strengthen the teacher's capability to teach and assess the learner's needs in performing and experimenting with different activities. This will inspire learners to do better the next day as they become motivated. Tracking their own progress will help them appreciate their own capacity as they are being guided to become more and more efficient in performing their task.

**Keywords:** *Science, Project MARSE, Innovation*



\*\*\*\*\*

## **Editorial Team**

**Editor-in-Chief:** Alvin B. Punongbayan

**Associate Editor:** Andro M. Bautista

**Managing Editor:** Raymart O. Basco

**Web Editor:** Nikko C. Panotes

## **Manuscript Editors / Reviewers:**

Chin Wen Cong, Christopher DC. Francisco, Camille P. Alicaway, Pinky Jane A. Perez,  
Mary Jane B. Custodio, Irene H. Andino, Mark-Jhon R. Prestoza, Keive O. Casimiro, Ma. Rhoda E. Panganiban  
Rjay C. Calaguas, Mario A. Cudiamat, Jesson L. Hero, Albert Bulawat, Cris T. Zita, Allan M. Manaloto

\*\*\*\*\*

# INSTABRIGHT e-GAZETTE

ISSN: 2704-3010

Volume V, Issue III

February 2024

Available online at <https://www.instabrightgazette.com>



\*\*\*\*\*

## Introduction

One of the most important components of life for everyone is learning science. It imparts the knowledge and abilities that are necessary for our survival. However, a lot of youngsters find science to be a dull topic. Some young people believe that science is one of the hardest topics in school. Kids therefore tend to avoid concentrating on science lessons. To meet the needs of each learner, the teachers gave a variety of exercises and experiments. Project MARSE was created to suit the demands of the students in carrying out various tasks that will improve their understanding of science.

Science is also regarded as one of the key disciplines that helps students develop their critical thinking skills and their ability to lead and cooperate in a group.

Project **MARSE** is anchored from Localized Hand soap out of mixed h<sub>2</sub>O and malunggay, which was implemented during the school year when target learners were given time to become more productive by making soap. This soap also helps maintain the cleanliness of the learners, to fight germs/bacteria and most of all, it helps the school to have localized soap which is made up of malunggay extract which is budget-friendly. With proper coordination to our Wins Coordinator, the localized hand soap can be used by the learners during their hand washing schedule. This project was also adopted by all science teachers of Mohon Elementary School.

The project intends to give support to the learners in the primary and intermediate levels in terms of their physical cleanliness through hand washing. Their ability, skills, talent, and creativity were observed. Doing the localized hand soap finds an interesting to every learner.

Learners find enjoyment while learning to make the localized hand soap.

\*\*\*\*\*

## Editorial Team

**Editor-in-Chief:** Alvin B. Punongbayan

**Associate Editor:** Andro M. Bautista

**Managing Editor:** Raymart O. Basco

**Web Editor:** Nikko C. Panotes

## Manuscript Editors / Reviewers:

Chin Wen Cong, Christopher DC. Francisco, Camille P. Alicaway, Pinky Jane A. Perez,  
Mary Jane B. Custodio, Irene H. Andino, Mark-Jhon R. Prestoza, Keive O. Casimiro, Ma. Rhoda E. Panganiban  
Rjay C. Calaguas, Mario A. Cudiamat, Jesson L. Hero, Albert Bulawat, Cris T. Zita, Allan M. Manaloto

\*\*\*\*\*



\*\*\*\*\*

## Materials and Methods

### I. Project Objectives

This project aims to make a localized hand soap through organic materials that can be found inside the school garden.

### II. Project Methodology

Generally speaking, the proponent tries to help the learners to maintain their cleanliness and free from any diseases/bacteria by using this localized hand soap.

In relation to the objective of the lesson which is to describe the appearance and uses of homogeneous and heterogenous mixtures. I came up with the product of hand soap by using malunggay leaf, oil, and white melted soap. The malunggay leaf will be a great help to fight against all the bacteria that may enter our skin, especially to our hands.

Through these materials, we decided to make a localized hand soap through malunggay leaves.

#### A. Work Breakdown and Time Estimates

The project is scheduled for Week 1-3 of the First Quarter. The learners will make a localized hand soap through a mixture of malunggay leaves and other organic materials.

#### B. Project Deliverables

See the attached Activity Sheet (Making Localized Hand soap through Malunggay Leaves)

#### C. Project Risk Management

Project risk assessment is a dynamic process the proponent has to constantly monitor and evaluate the activity. Since we are in the new normal, the teacher will find it hard to take note of what can be improved, what works and what didn't work and what must be done next time to make the project more effective.

\*\*\*\*\*

### Editorial Team

**Editor-in-Chief:** Alvin B. Punongbayan

**Associate Editor:** Andro M. Bautista

**Managing Editor:** Raymart O. Basco

**Web Editor:** Nikko C. Panotes

#### Manuscript Editors / Reviewers:

Chin Wen Cong, Christopher DC. Francisco, Camille P. Alicaway, Pinky Jane A. Perez,  
Mary Jane B. Custodio, Irene H. Andino, Mark-Jhon R. Prestoza, Keive O. Casimiro, Ma. Rhoda E. Panganiban  
Rjay C. Calaguas, Mario A. Cudiamat, Jesson L. Hero, Albert Bulawat, Cris T. Zita, Allan M. Manaloto

\*\*\*\*\*



\*\*\*\*\*

### III. Project Costs

#### A. Project Budget

MATERIALS	UNIT	COST per UNIT	ACTUAL COST
Malunggay Leaf	10 stems	Found inside the school garden	_____
Water	1 glass		
White melted soap	1pc	Php 20.00	Php 20.00

**B. Sources** – Fund from recyclable materials like selling bottles.

### IV. Monitoring and Evaluation

Monitoring and evaluation help identify gaps and weaknesses in the project so that timely and appropriate adjustments and interventions are made. The progress will be evaluated by the teacher through closed monitoring.

### V. Next Steps

1. Continuous monitoring and evaluation
2. Encourage the stakeholders to continuously support the project

\*\*\*\*\*

#### Editorial Team

**Editor-in-Chief:** Alvin B. Punongbayan

**Associate Editor:** Andro M. Bautista

**Managing Editor:** Raymart O. Basco

**Web Editor:** Nikko C. Panotes

#### Manuscript Editors / Reviewers:

Chin Wen Cong, Christopher DC. Francisco, Camille P. Alicaway, Pinky Jane A. Perez,  
Mary Jane B. Custodio, Irene H. Andino, Mark-Jhon R. Prestoza, Keive O. Casimiro, Ma. Rhoda E. Panganiban  
Rjay C. Calaguas, Mario A. Cudiamat, Jesson L. Hero, Albert Bulawat, Cris T. Zita, Allan M. Manaloto

\*\*\*\*\*



\*\*\*\*\*

## LOCALIZED HAND SOAP THROUGH PROJECT MIX H2O

**MELC: Describe the appearance and uses of homogeneous and heterogenous mixtures.**

**MATERIALS:** 10 stems Malunggay Leaf

1 glass of water

2 drops of oil

Melted soap

### PROCEDURES

1. Prepare all the materials needed.



2. Put the 10 stem of malunggay leaf in a blender.

+



\*\*\*\*\*

\*\*\*\*\*

### Editorial Team

**Editor-in-Chief:** Alvin B. Punongbayan

**Associate Editor:** Andro M. Bautista

**Managing Editor:** Raymart O. Basco

**Web Editor:** Nikko C. Panotes

### Manuscript Editors / Reviewers:

Chin Wen Cong, Christopher DC. Francisco, Camille P. Alicaway, Pinky Jane A. Perez,  
Mary Jane B. Custodio, Irene H. Andino, Mark-Jhon R. Prestoza, Keive O. Casimiro, Ma. Rhoda E. Panganiban  
Rjay C. Calaguas, Mario A. Cudiamat, Jesson L. Hero, Albert Bulawat, Cris T. Zita, Allan M. Manaloto


\*\*\*\*\*



- \*\*\*\*\*
- Put a small amount of water and 2 drops of oil in the blended malunggay leaf.



- Remove the malunggay juice in a blender.



- Melt the melted soap in a pan and put the extract malunggay and let it cool.



\*\*\*\*\*

### Editorial Team

**Editor-in-Chief:** Alvin B. Punongbayan

**Associate Editor:** Andro M. Bautista

**Managing Editor:** Raymart O. Basco

**Web Editor:** Nikko C. Panotes

### Manuscript Editors / Reviewers:

Chin Wen Cong, Christopher DC. Francisco, Camille P. Alicaway, Pinky Jane A. Perez,  
Mary Jane B. Custodio, Irene H. Andino, Mark-Jhon R. Prestoza, Keive O. Casimiro, Ma. Rhoda E. Panganiban  
Rjay C. Calaguas, Mario A. Cudiamat, Jesson L. Hero, Albert Bulawat, Cris T. Zita, Allan M. Manaloto

\*\*\*\*\*



6. Put the combined materials in a container and let it cool.



7. Put it in the refrigerator until it freezes.



\*\*\*\*\*

### Editorial Team

**Editor-in-Chief:** Alvin B. Punongbayan

**Associate Editor:** Andro M. Bautista

**Managing Editor:** Raymart O. Basco

**Web Editor:** Nikko C. Panotes

### Manuscript Editors / Reviewers:

Chin Wen Cong, Christopher DC. Francisco, Camille P. Alicaway, Pinky Jane A. Perez,  
Mary Jane B. Custodio, Irene H. Andino, Mark-Jhon R. Prestoza, Keive O. Casimiro, Ma. Rhoda E. Panganiban  
Rjay C. Calaguas, Mario A. Cudiamat, Jesson L. Hero, Albert Bulawat, Cris T. Zita, Allan M. Manaloto

\*\*\*\*\*



\*\*\*\*\*

## Results and Discussion

### Information Dissemination

School head, teachers and especially parents were informed about the status of the learner's ability in science. It was found out that pupils find it boring and they were not eager to learn because of the pandemic in the past few years. In order to enhance the skills and interest of learners in science, we encourage parents to let our learners explore in the wonderful world. We have planned different activities and informed the parents to communicate and cooperate with us in case we advise our learners to bring some localized or simple materials that will be used in the activity.

### Preparation

Science teachers prepared their activity on time. They see to it that the materials needed are ready and the activities are suited to the learners.

### Application/ Doing the Output

All the materials are ready and prepared for the preparation of output. Learners brought some of the materials that can be found at home and inside the school garden.

### Schedule Time for the Product /Output

All the materials and output for the product were prepared and scheduled time for the use of soap was properly documented.

\*\*\*\*\*

### Editorial Team

**Editor-in-Chief:** Alvin B. Punongbayan

**Associate Editor:** Andro M. Bautista

**Managing Editor:** Raymart O. Basco

**Web Editor:** Nikko C. Panotes

### Manuscript Editors / Reviewers:

Chin Wen Cong, Christopher DC. Francisco, Camille P. Alicaway, Pinky Jane A. Perez,  
Mary Jane B. Custodio, Irene H. Andino, Mark-Jhon R. Prestoza, Keive O. Casimiro, Ma. Rhoda E. Panganiban  
Rjay C. Calaguas, Mario A. Cudiamat, Jesson L. Hero, Albert Bulawat, Cris T. Zita, Allan M. Manaloto

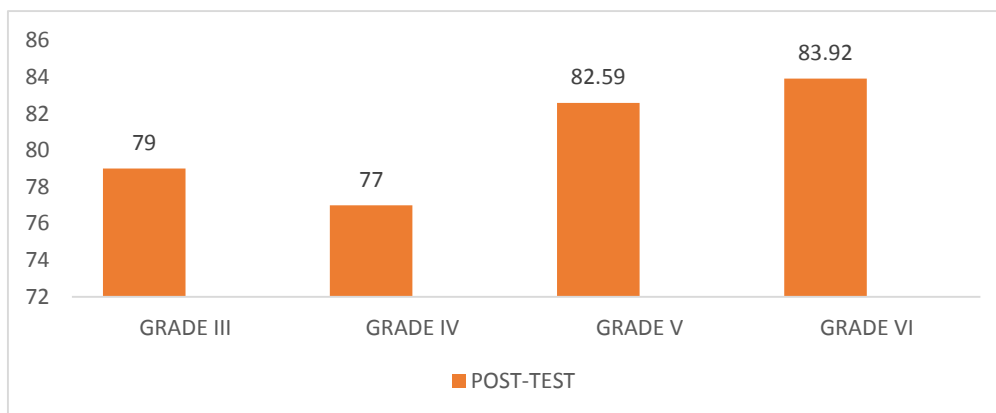
\*\*\*\*\*



\*\*\*\*\*

## Conclusion

### PROGRESS REPORT IN SCIENCE



The table reveals that the post-test for the school year 2022-2023 decreased compared to the past years wherein the pupils are in the normal situation. Due to the pandemic and the learners experiencing distance learning they were not able to perform different activities that will be a great help for them to understand the lesson. To enhance the pupil's interest and gain more knowledge in science I proposed a project entitled PROJECT MARSE . I came to this solution in order to make science an enjoyable one while they learn the subject matter through experiments, doing activities and output that is suited to learners' interest and ability

This project is designed to make the learners think about what they are learning in a slightly different way and to gain practice in completing a task. It is also one of the least mastered skills that can provide them with many opportunities to meet a variety of learning aims. The proponent will **describe the appearance and uses of homogeneous and heterogeneous mixtures**. This activity is intended for the sixth graders to be done in a minimum of 20 minutes. The amount needed to be used depends on the availability of materials.

\*\*\*\*\*

### Editorial Team

**Editor-in-Chief:** Alvin B. Punongbayan

**Associate Editor:** Andro M. Bautista

**Managing Editor:** Raymart O. Basco

**Web Editor:** Nikko C. Panotes

### Manuscript Editors / Reviewers:

Chin Wen Cong, Christopher DC. Francisco, Camille P. Alicaway, Pinky Jane A. Perez,  
Mary Jane B. Custodio, Irene H. Andino, Mark-Jhon R. Prestoza, Keive O. Casimiro, Ma. Rhoda E. Panganiban  
Rjay C. Calaguas, Mario A. Cudiamat, Jesson L. Hero, Albert Bulawat, Cris T. Zita, Allan M. Manaloto

\*\*\*\*\*

# INSTABRIGHT e-GAZETTE

ISSN: 2704-3010

Volume V, Issue III

February 2024

Available online at <https://www.instabrightgazette.com>



## References

Science Spectrum 3, 159-163  
Science Spectrum 4 p.151-152



\*\*\*\*\*

### Editorial Team

**Editor-in-Chief:** Alvin B. Punongbayan  
**Managing Editor:** Raymart O. Basco

**Associate Editor:** Andro M. Bautista  
**Web Editor:** Nikko C. Panotes

### Manuscript Editors / Reviewers:

Chin Wen Cong, Christopher DC. Francisco, Camille P. Alicaway, Pinky Jane A. Perez,  
Mary Jane B. Custodio, Irene H. Andino, Mark-Jhon R. Prestoza, Keive O. Casimiro, Ma. Rhoda E. Panganiban  
Rjay C. Calaguas, Mario A. Cudiamat, Jesson L. Hero, Albert Bulawat, Cris T. Zita, Allan M. Manaloto

\*\*\*\*\*