



The Dispatcher

Orange Grove Quilters Guild Newsletter

Volume 45, Number 6

June 2026

President's Message

by Jan Horton, Guild President

We have enjoyed another busy month: a successful garage sale, a creative and prolific retreat in Temecula and a fun time creating Fabulous Faces with Jean Impey!

We raised \$9,610.22 at our Yardage Sale! A big THANK YOU to Jane Oglesby for organizing this event along with her team of volunteers. I would like to especially thank all those who donated fabric, notions, etc. Additionally, several families who lost a loved one graciously donated the contents of their sewing rooms to us. What a generous gift to our guild!

The Temecula Quilt Retreat resulted in many beautiful quilts including a few completions from the Krista Moser workshop! Sign-ups are underway at the guild meeting for the 2027 retreat, single and double rooms are available!

The Sew n Go Quilt Retreat in Cypress, the Quilt Show, interesting speakers and classes gives us all an opportunity to gather and create together! I encourage all of you to join in and take advantage of all this guild has to offer!



In this Issue

President's Message	1	Workshops	9	Quilt Show Volunteering	20
February Guild Program	2	UFO Update	12	Way and Means	22
Calendar & Snack Schedule	5	Opportunity Quilt	13	Membership	23
Snack Schedule	6	Yard-Age Sale & Retreat	14	Philanthropy	24
Guild Ambassadors & Pins	6	President's Recognition	15	Staying Connected	25
June & July Birthdays	7	Quilt Show	17	About the Guild	26
Community Clipboard	8	Quilt Show Vendors	20	Forms	27

Guild Program

by Martha Bieser, First Vice-President

May Gray and June Gloom

June: Japanese Textiles and Stitching.

June Presenter Carol Ziogas

Home » Embroidery » Sashiko

Carol Ziogas has been sewing most of her life, and became a self-employed artist at 17! She loves to collect textiles and books about textiles, and discovered a love for traditional Japanese stitching styles. She was introduced to sashiko, blue and white style, and learning about Japanese design motifs in grade school. Carol shares her love for Japanese textiles and stitching on blog and Etsy site.



Her workshop is on Japanese Sashiko and Boro basics. The ancient Japanese folk art is a perfect way to practice a meditative slow-stitch and you can learn how with a Sashiko needle, Sashiko thread and fabric. It's an addicting, portable, take-with-you technique. No need to bring a sewing machine to the workshop.

July is dark so work on your UFO's



Marine Gator Bash



The Marine Gator Bash is being held on July 24th at Camp Pendleton. It is truly a very heartwarming and humbling event. The Marines and the families are so appreciative and it is so gratifying to see our work bring a smile to their faces and comfort to their souls as many are far from home.

There will be a sign up sheet at our June meeting and you can also email or text me if you are interested in going. At this

point we have 119 total quilts: 53 adult, 57 child and 9 patriotic. I'm sure we will be receiving more at the June meeting. We will also be taking pillowcases, usually at least 100. We leave about 7:30 am and the event goes until 2:30pm. Help is needed to transport the quilts, set up our area and distribute the quilts.

We also contribute crochet/knit baby blankets to the Navy-Marine Corps Relief Society at this event.

Please consider volunteering for this very rewarding event! You can sign up at the meeting, text me at 714 721-1312 or email marthabies@hotmail.com.



Marine Baby Baskets

We will be providing 10-12 baby baskets at our June meeting.



Marine School Supplies

The annual School Supply event will take place at our August 12th meeting.

It's that time again!

The Guild will be supporting the Marine 3rd Battalion with school supplies. The supplies will be picked up at the August 12th meeting, so we have plenty of time to purchase. The school supply list is below. Keep in mind that there are also adults that may be attending school. Gift cards are also welcome.

I hope you are enjoying your summer!

School Supply list



#2 pencils	erasers	small sharpeners
scissors		markers
post-its		crayons
loose paper		tabbed dividers
notebooks		folders
composition notebooks		highlighters
permanent markers		backpacks
pencil cases		planners
glue sticks		gift cards
blue, black & red pens		index cards
colored pencils		3 ring binders
rulers		calculator

Thank you in advance for your generosity and support!

You are welcome to bring supplies to the June meeting if that is more convenient for you!

Calendar

2026	Time	Event	Location
6/3	9:30 am -2:30 pm	Philanthropy-Sew Day	Ronald MacDonald House
6/10	8:30 am doors open 9:00 am - 11:30 am	Guild Meeting, Snacks H-M	GG Elks Lodge
6/11	9:00 am - 3:00 pm	Workshop: Sashiko and Boro Basics	First Presbyterian Church
6/19	10:00 am -11:00 am	Board Meeting (<i>please RSVP if attending</i>)	Sherry Lincon's
6/24	10:00 am	Quilt Show Meeting	Evely Pelkey's
July is Dark few Guild Activities (no Newsletter)			
7/24	7:30 am - 2:30 pm	Marine Gator Bash	Camp Pendleton
7/29	10:00 am	Quilt Show Meeting	Pam Boozan's
8/5	9:30 am -2:30 pm	Philanthropy-Sew Day	Ronald MacDonald House
8/12	8:30 am doors open 9:00 am - 11:30 am	Guild Meeting, Snacks N-S	GG Elks Lodge
8/13	9:00 am - 3:00 pm	Workshop: Make and Take	First Presbyterian Church
8/17- 8/20	8:00 am - 10:00 pm	Sew n Go Retreat	Cypress Residence Inn
8/21	10:00 am -11:00 am	Board Meeting (<i>please RSVP if attending</i>)	Jan Horton's
8/26	10:00 am	Quilt Show Meeting	Pam Boozan's

Special Events: Save the Date

9/19	9:00 am -4:00 pm	Quilt Show	Christ Lutheran Church
4/19- 4/21/27	10:00 am Monday to 2:00 pm Wednesday	Sleep Over Retreat	Temecula Retreat Center
5/1/27	8:00 am - 12:00 pm	Yardage Sale	First Presbyterian Church



2026 Snack Schedule

June: Last names starting with H-M

Please bring snacks to the meeting to share with the guild, healthy or treat, it helps to make our meetings a place to gather and spend time together. Buy or make your choice.

August: N-S

September: T-Z

October A-G

November: H-M

December: N-S

Dellchilds@yahoo.com



Guild Ambassadors Needed

by Jan Horton, Guild President

We're asking seasoned members to take turns introducing new members to everything our guild offers. We need one volunteer each month to gather that month's new members at the meeting, give a brief tour of the room, and explain guild activities, committees, workshops, and ways to get involved. If you can help (one meeting a month), please contact Julie our membership chair, or Jan.

Don't forget to welcome a new member identified by their name tag, all of us can contribute to making them feel welcomed.

Guild Pins

The Pins are in. Be sure to pick up your pin at the June Meeting.



June & July Birthdays

Happy Birthday to Our June and July Orange Grove Quilting Guild Members

	June
Nancy Gertler	1
Sharon Closson	4
Judi Taylor	5
Robin Capalbo	8
Cindy Vadala	8
Bernice Day	9
Sharon Sutton	11
Joyce Oberle	12
Alma Cabeje	13
Kitty Rozenstraten	14
Diane Carrington	16
Yvonne Williams	24
Sherry Lincoln	25
Nancy Henry	28
Diane Ramirez	28
Josi Silva	29
Karen Garrity	30
Carolyn Gleisberg	30
Pam Osorio	30

Another year of your amazing journey around the sun deserves to be celebrated with joy, love, and all your favorite things.

Don't forget to pick up your free Fat Quarter at the back table.

	July
Anne Goldman	6
Anna Lee	8
Georgan Zieres	8
Mona Briggs	10
Kathleen Jones	10
Dena Pool	10
Cheryl Guacci	11
Sandy Wilcox	12
Judi Smith	13
Britta Laski	14
Patricia Adair	16
Carol Macey	17
Georgia Dettmer	18
Donna Ebnit	18
Cathe Hagerman-Beizer	21
Marilyn Pond	22
Nancy Kane	25
Jenny Cassell	28
Cecilia Hosford	29
Darci Bodin	30
Wendy Cook	30
Betsy White	31

Community Clipboard

Shadows: Some of our members were affected by the evacuation in Garden Grove

Sunshines: Everyone got to go home and M&L reopened.

Community News:

- July 9-12 and July 16-19 **Southern California Quilter's Run.** - "Summer Fun": <https://www.quiltersrun.com/>
- July 17 to Aug. 16; **Orange County Fair**
- July 28 **Road to California Class Information Posted**, priority registration August 4th, General Registration August 14th. <https://online.roadtocalifornia.com/>
- Until Aug 8 - Tues thru Sun from 10 am - 4 pm; **Bowers Museum Quilt Exhibit- The American Quilt: Cloth and Commerce:** <https://bowers.org/index.php/exhibitions/upcoming-exhibitions/the-american-quilt-cloth-and-commerce>
- November 10 from 12:30 - 3:30 p.m. **Surfside Quilt Guild November Fest: Quilt Auction, Boutique, Baskets:** <https://www.surfsidequiltersguild.org/>
- Jan 20-23, 2027 **Road to California** <https://online.roadtocalifornia.com>
- September 2027, Submission deadline for quilts for Threads of the Games

Phone Holder Name Tag---Free Pattern

Some of you have asked about my name badge. Yes I made it, a free pattern from ByAnnie. There is even a video on how to make it (my straps are removable and adjustable, different from the pattern). It is the ByAnnie Basics Course and the pattern name is Call Me (my cell phone fits in the back). Just thought I would share. You do need to register to take the course/watch the video and access the free pattern.

<https://www.byannie.com/slides/free-byannie-basics-petit-four-piecekeeper-call-me-easy-does-it-pdfs-and-videos-89>



Please send any Sunshines, Shadows, or Community News to Wendy.Nomura@gmail.com



Workshops

Quiltworx Workshop Highlight

By Wendy Nomura, Newsletter Editor

Pam DiSalvo will be teaching the Quiltworx, or the Judy Niemeyer method of Foundation Paper Piecing (FPP) in September. For those of you who have never done FPP this may be a bit intimidating when you look at a Quiltworx's pattern and see all the points. I took an online Craftsy (the old version) Judy Niemeyer course, a simple offset Dresden Plate. I learned so much about FPP, that I have used in non Quiltworx patterns. My biggest surprise was FPP could handle curves. I am looking forward to



September learning face-to-face and trying another Quiltworx pattern. Jane, a very experienced foundation paper piecer, has just started one of the more advanced Quiltworx patterns and said (paraphrased) she wished she took a course first on the method, she has figured it out now (by watching YouTube), but she will be using this curved piecing method going forward—it works. She was intimidated at first because it just didn't look like the way she did FPP. But now that she has tried it she is amazed at how much she likes it.

This workshop doesn't require you have FPP experience, if you are thinking about FPP this course can be a great way to get started. The pattern is simpler, a starting pattern for the Quiltworx method. This workshop is a bit more expensive than some of the others as you need some supplies you may not have if you don't FPP, consider borrowing some supplies if you are not sure you want to continue with FPP.

This workshop will be open to the public starting in August, so if you are interested consider signing up in June to save your space, as July is dark for the Guild.

Upcoming Workshops

By Pam Chiapparine, *Workshop Chair*

Workshops are held at: First Presbyterian Church of Garden Grove
11832 Euclid St.
Garden Grove, Ca 92842


Directions: From the 22 Freeway, exit Euclid St. Go north. The church is just past Chapman Ave. on the right. There is plenty of parking at the rear.

Set up begins at 9:00 am. The instructor will begin at 9:30. Bring your own lunch or go out. We will end around 3:00 pm. You may bring a seat cushion, but not your personal iron. Please wear your name badge.

Reminder workshops open to those outside of our Guild four weeks before the workshop. If you want to assure yourself a place, sign up and pay ahead of time. You are not registered until payment is received.

June 11th: **Japanese Sashiko and Boro Basics** by Carol Ziogas

Boro means Rags in Japanese, and each piece speaks volumes about the history of the artist as well as the materials used. We will work with needle, thread, and scrap fabrics to create an arrangement that is uniquely yours in a supportive and laid-back class setting. From beginner to experienced, there is always more to learn about the work we do with our hands, and about yourself!



August 13th: **Make and Take**

Angel Ornament with Carol Macy

Origami Shopping Bag with Patt Summers

Flanged Quilt Binding with Sussan Contreras

Snowman with Pam Boozan




September 10th: Sun, Sand and Sea Turtles

by Pam DiSalvo

Learn how by making this unique Quiltworx pattern designed especially for the Quilt Passions shop by Quiltworx Certified Instructor, Pam DiSalvo. Prep time after the General meeting on September 9th. Pattern (\$40) and kit (\$75) may be purchased at the guild meeting or workshop. Pam DiSalvo Quiltworx page:

<https://new.quiltworx.com/instructors/pam-disalvo/>

Foundation Paper Piecing, no prior FPP experience required



October 15th: Flowers

by Tina Curran

This pattern uses two techniques -- regular piecing to make the background and raw edge appliqué to make the foreground. What's fun about these quilts is they all come out differently, based what the students bring to class.

Supply list at [Tina Curran's website](#)



December 12th: Pet Portraits

by Jane Hawthorn

Using a variety of fabrics we will trace and fussy cut these fabrics and apply in my raw edge fabric collage technique.

<https://janehaworth.com/>



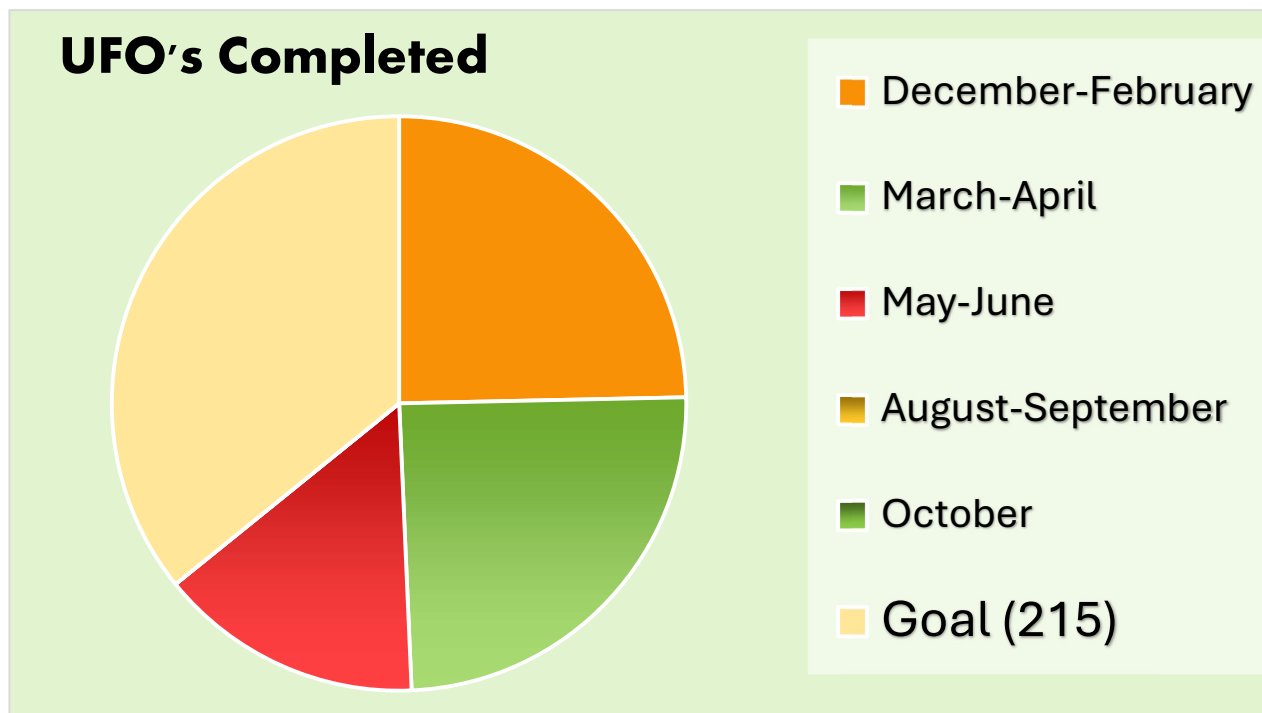
The Workshop form can be found at the end of the newsletter, or you may register online at

<https://www.orangegrovequiltersguild.org/workshops>

UFO Update

Forty-three guild members are in the UFO challenge and as of May 138 UFOs have been submitted. **The next assigned turn in date is August 12** where there will be another drawing. Only two more UFOs to go.

Leslie Cripps



Congratulations to the May UFO drawing winners:

Ivonne Jackson

Angela Faucett

Brita Lasky

July is a great time to work on your UFOs as there are no Guild Meetings.

Remaining 2026 Due Dates:

August 12

October 14



2026 Opportunity Quilt

The Guild members are encouraged to support our guild by purchasing and/or selling opportunity quilt raffle tickets, \$1.00 each or 6 for \$5.00. Tickets will be available at the Guild meeting. Dolores Gilbert will be distributing and collecting tickets at the back table of the Elks Lodge.



Quilters Yard-Age Sale

Jane Oglesby, Past-President

We had a very successful Yard-Age Sale, we made **\$9,186.29**. Thank you to all who were involved in making this a success.

The Church has been reserved for next year. Save the Date May 1, 2027.

All proceeds benefit OGQG's educational and philanthropic initiatives.



2027 Guild Retreat

Jane Oglesby, Past-President



Our Guild will be having a retreat at the Temecula Retreat Center from April 19 - 21, 2027. We can set up and start sewing at 10:00 AM on Monday. Then our first meal is lunch that day. We then get dinner that night, breakfast-lunch-dinner on Tuesday, and breakfast and lunch on Wednesday. We can work up until 2:00 PM on Wednesday. There will be lots of sewing and show and tell. In the evenings, we have games to play and a door prize drawing.

There are both single and double rooms. The cost for a double is \$425 and \$525 for a single. The facility is beautiful and I just love having someone else take care of all of the meals for a few days. Registration is open and we would love to have you join us. The deposit is \$85 for a double room and \$105 for a single. If you do not have a roommate, you can still sign up for a double and we will match you with another quilter.

Final payment is due at the March 2027 Guild Meeting. The address for the center: Vina de Lestonnac Retreat Center 39300 De Portola Road Temecula, CA 92592

President's Recognition

by Jan Horton, Guild President

Leslie Cripts quietly works behind the guild scenes, volunteering where is a need. Large or small tasks, she is always gracious when accepting and helping where there is a need.

I served with Leslie a couple of years ago on the nominating committee for our board. Because of her ongoing involvement she was a great resource helping identify potential new officers for the 2024-2025 slate.

Currently she has taken over the UFO challenge committee after Dana moved to the 2026 Secretary Board position. Also, during the reorganization of the Philanthropy Committee, she volunteered for a huge job: collects all finished quilts turned in at our monthly meeting, checks for labels and will sew one on if missing, sorts all the quilts by category (Children's, adults, patriotic), bags them in groupings of minimum of 10, labels the bag as to count and category and takes the bags to the Guild storage unit and places them on racks waiting for distribution.

Thank you Leslie for all you do!



Leslie's answers to questions about her quilting journey:

I've been quilting for about 45 years but started sewing in high school. I made clothes for myself, our three kids, five grandkids, and I even made a leisure suit for my husband way back when. Lol! I am most proud of the wedding dress I made for my daughter in 1992 (see photo).

My older sister, Karen (a new member of our guild), inspired me to start quilting back in the early 1980s and continues to do so today. I think my quilts lean more toward modern or abstract. More recently I've been enjoying making appliquéd wall hangings. I love batiks and floral fabrics but have shied away from brights and bolds. I hope to change that in the near future. I like making quilt kits and almost always tweak them in some way to make them my own. I get great inspiration from our guild members and wonderful workshops.

I joined the guild in 2018 and have just this year volunteered to co-chair the UFO challenge. I'm also a member of the Philanthropy Team and enjoy volunteering for other guild events when possible while caring for my husband with dementia. The guild and quilting are my lifeline to pleasure, fun and sanity. Thank you!



Stars, Stripes & Stitches 1776-2026 Quilt Show Update

Pam Boozan, Quilt Show Co-Chair



The OGQG Quilt Show, - Stars, Stripes & Stitches, 1776 - 2026 is getting closer. I am so excited to see what our guild has to offer.

Just know that this is your quilt show. We are proud of our guild and its many members, both experienced and beginners. The goal is to share information about quilting with the community as well as other quilters, so let your buddies know.

You can purchase your Quilt Show tickets at the general meeting for \$10.

We will also be asking for pants hangers to be donated, brought to the August meeting, black is preferred.

Mark your calendar for the next Quilt Show Planning Meeting to be held **Wednesday, June 24, 10 a.m.** at Evelyn Pelkey's house.

Opportunity Baskets

Evelyn Pelkey



If you are planning on contributing an opportunity basket, please let Evelyn Pelkey know the theme of your basket. Consider having your Friendship Group donating a completed basket. You can also donate items that you think could match a certain theme. Opportunity baskets should be turned in by the August Guild meeting. The baskets will be displayed at the September Guild meeting and you can purchase your opportunity tickets

and make your selections. Tickets are \$1 each, \$5 for six or \$20 for 26 (*including printed labels when you spend \$20*).

Challenge Quilt Blocks

Dolores Gilbert

Kits are \$5, only 6 left. Get yours at her table, located against the back wall at guild meetings. A challenge quilt is a fun way to participate. Challenge Quilt entries need to be submitted by the **September** Guild Meeting.



FABRICS FOR THE QUILT CHALLENGE

Quilt Show Entry Forms

Jane Oglesby

Forms are Due at the June 10th Guild meeting—Don't miss out

Each Guild member can enter up to three quilts or other items (Faces Quilts will be an exception see below). Other items include clothing or bags that you have made. We will be displaying these items on dress forms this time. Please note that we are limiting patriotic quilts to one per person. While our theme is Stars, Stripes & Stitches, we want to have a balanced display. The form must include a color photo. If submitting a photo is a problem for you, see Jane Oglesby or Wendy Nomura. Entry forms are due by the June 10 Guild meeting at the latest. Turn them into Jane Oglesby. Cannot wait to see everyone's creations.

We would LOVE for Everyone to have an entry...or two...or three.

Quilt Show Faces Display

Wendy Nomura



The Quilt Show Committee has decided to allow submission of Faces quilts from the Jean Impey workshop (this years or past), an exception from the three entries limit. Displaying all the Faces will be based on space. You can still mark this as your 1st – 3rd choice on the form, if it is your 4th choice (please add to form) then it will only be displayed if there is room. Most of these are smaller items and we hope to have a nice collection of faces for the show. Due to the later notice, I will be accepting entry forms and photos by email or by snail mail

through **July 1st**. You may fill out the forms by hand and scan or take a photo. Please make sure it is legible.


Please email to Wendy.Nomura@gmail.com

Or Snail Mail: 9222 Glenridge Ave., Westminster, CA 92683

The Quilt Show Entry Form can be found at the end of the newsletter.

Quilt Show Boutique

Boutique items will be due at the August Guild meeting but may be submitted early to Dena Pool. All items should be handmade (what other skills do you have?) and please limit to 10 of any given item. Some possible items for the boutique:



- Placemats, table runners, napkins and other house wears
- Fall and Christmas ornaments and decorations
- Totes and bags
- Children's gifts
- Smaller wall hangings

If you have questions on if an item is appropriate, please check with *Dena at Dnapool3@gmail.com*

Quilt Stories

Judy Hughes

Do you own a quilt with a wonderful story? Perhaps it belonged to your great grandmother or a friend gave it to you when you were undergoing chemo treatments. Maybe it was found in a trunk with a bunch of old stuff and its providence is a mystery; or it was a wedding or birthday gift.

Now is the time to share your quilt and its story. At the next quilt show we would like to pile up 15-20 quilts on a pseudo bed, display each one individually, and narrate its unique story. There will be two narrations of the Quilt Story during the day of the Quilt Show.

If you will loan us your special quilt for the day, please fill out the form at the end of the newsletter and turn it in at the June or August meeting. Don't worry about your writing style or grammar - I'll polish up whatever you write.

You will need to bring your quilt to the September meeting and pick it up at the end of the Quilt Show.

The Quilt Stories Form can be found at the end of the newsletter.

The Quilt Story



Tony Johnston and Tomie dePaola

Quilt Show Vendors



Pat Summers

Plan to do some shopping at the quilt show. We have nine vendors lined up, and one more space available (Contact Pat if you know someone who is interested).



Cathy Van Bruggen Designs
Applique patterns and Notions



The Quilting and Stitchery Cottage
<https://myquilterscottage.com>



Be Sew Bizzy
<https://www.besewbusy.com/>



The Batty Lady
<https://www.battylady.com/>



Grammy's Quilts
<https://grammysquiltsandmore.com/>



Sweet Lemons
<https://www.sweetlemoncandy.com/shop>



Fantabulous Backs
<https://www.fantabulousbacks.com/>



The InnGathering
<https://www.inngathering.com/>



Pal's Sewing & Vacuum <https://www.palsewvac.com/>

Quilt Show Volunteering

Julie Carman

Come one - come all! Volunteers are needed for our spectacular quilt show. Starting at our June General Meeting, the Volunteer Opportunities books will be passed around and can also be found at the Membership desk with Julie Carman. Please note all volunteers must buy a quilt show ticket as part of this fundraiser. This is a great one time to help as well as make a new friend.

Admissions/Ticket Sales	Kathy Harvey
Boutique Manager	Dena Pool
Challenge Quilt	Dolores Gilbert
Computer Work: Programs & Flyers	Susan Kalena & Elaine Ohgi
Fabric Strips & Philanthropy Display	Kathleen Jones & Martha Bieser
Facility Layout	Pam Boozan
Games	Jan Horton & Jane Oglesby
Hanging of Quilts	Bernice Day & Elaine Kaesler
Opportunity Baskets	Evelyn Pelkey, Sharon Closson, & Sherry Lincoln
Pre-Show Ticket Sales	Sandy Bloore
Publicity/Advertising	Catie Watson
Quilt Acquisition, Check in/out	Linda Monsen
Quilt Data Base, Cards & Receipts	Wendy Nomura
Quilt Layout	Jane Oglesby
Quilt Stories	Judy Hughes
Treasurer & Church Contact	Sharon Sutton
Vendors	Pat Summers
Volunteer Coordinator	Julie Carman



Volunteers are needed both Friday September 18th to set up as well as throughout the day of the Quilt show, September 19th.

Way and Means

By Susan Contreras, Ways and Means Chair

**FOR
SALE**

We were gobsmacked to earn \$702 at the May general meeting. This is a direct result of member's support and donations.

The Quilt Silent Auction continues to be well received. If you have a new quilt that you'd like to donate we would be most appreciative.

Orphan Blocks is another winning category. Please continue to donate them and we will find them a good home.

Kits are always well received. Do you have any kits you'd like to donate? I recently found a box of kits in a box in my guest closet, most likely from Road to California Shows I've attended in the past. They will be for sale at the June meeting

Other items on our wish list include novelty fabrics, batiks, Kaffe Fassett fabrics, jelly rolls, fat quarters, quilt tops, notions and sewing room decor/knick knacks. Add patterns and panels to this list as well.

A great big virtual hug to Justine Gentile and Pam Boozan for their assistance and positive attitudes.



Membership News

by Julie Carman, Membership Chair

Have you been busy taking lots of photos of all your loved ones holding the quilts you have been busily sewing for graduations, weddings, birthdays, etc.? Are you working on a fun quilt for a summer picnic, family reunion or our September quilt show? Will you be taking a mini vacation to a special fabric store to shore up your stash? Are you reading this newsletter? Then congrats! You are one of the 190 members of this amazing quilt guild. Even more exciting is that we have new members joining and several guests at each of our general guild meetings.

Of course, this means we can look forward to our August meeting with lots of quilts and projects completed for show and tell. Invite a friend to come and see all the fun we have.

“Sew” enjoy your summer and keep on stitching.



Please Welcome our New Members

Kathleen Quinn

Dara McLaughlin

Gina Moore

Nancy Mourek-Green



The Membership form can be found at the end of the newsletter

Philanthropy

By Judy Hughes, Philanthropy Chair

Our first experience holding Sew Day at the Ronald MacDonald House in Orange went well. Please join us in June. They will be giving us a tour in the morning, for those who are interested.



Sew Day: June 3, 9:30-2:00

Ronald MacDonald House, 383 South Batavia St., Orange,
Near the 22 and 5 Freeways

Check in at the front door with photo ID and say you are with the Guild.

There is some parking in the attached lot and more on the street.

Please bring lunch; you can use their refrigerator or microwave.

Our Guild is the greatest! 72 completed pillowcase kits were turned in at the last meeting. Since January you have turned in 228 quilts. Super!

We have given 190 pillowcases to Precious Life Shelter, Sea Crest Hospice, Thomas House Temporary Shelter, Orangewood Children's Home, Orange Coast Memorial Hospital, and Radiant Futures. They have all received quilts, as well, plus Ronald MacDonald House, totaling 290.

The annual Gator Bash will be July 24th. We have over 110 quilts set aside but could use more patriotic ones. If you can fill this need, it would be very appreciated. Stay tuned for more details regarding this event to help Marine families.

Drop by the Philanthropy Table at the Guild meeting to turn in or pick up projects. If you like, fill out a ticket when you turn in a finished quilt, complete with sewn-on OGQG label. One winner will be chosen from those who contributed a quilt that day.

Happy sewing!



Staying Connected

Website

by Catie Watson, Webmaster

Access at: <https://www.orangegrovequiltersguild.org>

Online registration is available for your 2026 membership in the guild. \$40.00

<https://www.orangegrovequiltersguild.org/online-registration>

It just takes a couple of minutes and your information is safe thanks to Square and Google Forms. You can also register and pay for workshops on the Store page of the website.



Social Media

by Bonnie Lippincott



Many of you are members of our private OGQG Facebook group. It's a great place to share your quilting projects and ideas. We now also have a public page titled, "Orange Grove Quilters Guild," to help promote OGQG to the outside world and I'll be posting there a few times a week to build a following. Suggestions for posts are welcome.

Newsletter Entries

Wendy Nomura, Newsletter Editor



If you have any additions or corrections or would like to contribute to the next newsletter, please email me at Wendy.Nomura@gmail.com or you may find my phone number in the 2026 *Membership Roster*. The deadline for submissions is the day after the board meeting (generally the third Friday of the Month). Early submissions are always appreciated.

Please note there will not be a July Newsletter.



Orange Grove Quilt Guild

The ORANGE GROVE QUILTERS GUILD is a tax-exempt group whose purpose is to educate, encourage and maintain high standards of design, technique, quilting and fiber arts and to inspire achievements in the areas of creativity, quilting and fiber arts.

MEMBERSHIP is currently open.

MEETINGS: The regular meeting is at 9:30 am on the 2nd Wednesday of the month. (doors open at 8:30). November and December's meetings are on the 1st Wednesday (for 2026). No meeting will be held in July. Meetings are held at Garden Grove Elks Lodge, 11551 Trask Ave, Garden Grove, CA 92846.

Orange Grove Quilters Guild Officers, 2026

President	Jan Horton
1st Vice President	Martha Bieser
2nd Vice President	Becky Meekhof
Secretary	Dana Cox
Treasurer	Sharon Sutton
Parliamentarian	Sandy Bloore
Membership	Julie Carman
Philanthropy	Judy Hughes
Ways and Means	Susan Contreras
Newsletter	Wendy Nomura
Quilt Show Chairs	Pam Boozan & Susan Contreras
Past President	Jane Oglesby
Historian	Patt Summers
SCCQG Rep	Sherry Lincoln
Workshops	Pam Chiapparine
Social Media	Bonnie Lippincott
UFO Chairs	Judy Ortiz & Leslie Cripps
Webmaster	Catie Watson



ORANGE GROVE QUILTERS GUILD 2026 MEMBERSHIP FORM

All members need to complete this form in its entirety even if your information has not changed from the prior year.

Membership is \$40.00 for the year and can be paid by cash, check, credit card at the General Meetings. Please note: Credit card transactions will be accepted with a \$2.00 convenience charge added on.

Make check payable to OGQG.

Form and payment can be mailed to:

Orange Grove Quilt Guild
9912 Silver Strand Drive
Huntington Beach CA 92646

The Membership Roster/Yearbook will only be given to members and will not be published online or used for any other purpose. To be included in the 2026 Roster/Yearbook, this form with dues paid needs to be returned to Membership by the **February 2026 General Meeting**.

_____ Please check here if you **DO NOT** want your information in the Roster/Yearbook.

.....
CHECK ONE:

I am a New Member	_____	Assigned Membership Number	_____
This is for Renewal	_____	Membership Number	_____
Lifetime Member	_____	Membership Number	_____

.....
PLEASE PRINT CLEARLY:

First Name: _____ Last Name: _____

Name I wish to be called: _____ Spouse: _____

Street Address _____

City _____ State: _____ Zip: _____

Home Phone _____ Cell Phone: _____

Email: _____

(Please print Legibly. If no Email, please write "None")

Birthday: Month _____ Day _____

.....
Chairperson's use only:

Date Received _____ Cash: _____

Amount received: _____ Check #: _____

Credit Card Payment: _____ Bank Name: _____

Member name _____


Stars, Stripes & Stitches--Quilt Show 2026 ENTRY FORM



Orange Grove Quilters Guild--September 19, 2026
Christ Lutheran Church, 760 Victoria Street, Costa Mesa

The Fine Print

1. One form per entered quilt, apparel or home-made article.
2. Deadline for Entry Forms: OGQG meeting June 10, 2026.
3. Maximum of 3 entries per person: no more than one patriotic themed.
4. Quilts larger than 90 inches wide will be folded.
5. Quilts and articles must have a name label on them.
6. All items must be made by an OGQG member. Acknowledge if it was quilted by someone else.
7. Quilts and other items will be turned in at the September 9, 2026, OGQG meeting.
8. All items are to be picked up at the end of the show on September 19, 2026, at the church.



Attach a **Color** Photo of your quilt/article to this Entry Form

Type of Entry:

- Quilt:** Bed Lap Baby Wall hanging/Decor
 Garment (*describe*): _____
 Handbag or other quilted article (*describe*): _____

Size of quilt/article: **Width** _____ inches; **Length** _____ inches

If space is limited, this quilt/article would be my (*check one*): 1st 2nd 3rd choice

The following information will be on a note next to your item.

Name of Quilt/Article. _____

Name of Maker _____

Self Design **Other Designer** (give name of pattern/designer) _____

Techniques used (*check all that apply*):

Piecing: Hand Machine

Applique: Hand Machine

Quilting: Hand Domestic Machine Long Arm

Quilting done by Self Other (*name*) _____

Embroidery: Hand Machine

Other Techniques (*describe*): _____

My inspiration for this quilt/article was... (*write more on the back if needed*)

Orange Grove Quilters Guild

Workshop Sign-up Sheet 2026

Member Name _____ Phone # _____

E-mail Address _____ *Please Print*

You are not enrolled in a workshop until you have paid. Workshop fees will not be refunded. Workshops open to those outside of the Guild 4 weeks prior to the workshop. Sign up ahead of time to reserve a space.

Select	2026	Speaker	\$\$\$\$	
_____	6/11	Japanese Sashiko & Boro Basics Carol Ziogas <i>Kit (includes all tools needed for class except for scissors) will be sold at the meeting prior to the workshop for \$23.00</i>	\$ 45.00	_____
_____	8/13	Make and Take Angel Ornament with Carol Macy Origami Shopping Bag with Patt Summers Flanged Quilt Binding with Sussan Contreras Snowman with Pam Boozan,	\$ 25.00	_____
_____	9/10	Sun, Sand, and Sea Turtles Pam DiSalò. The pattern is a unique Quiltworx pattern. Pattern (\$40) and kit (\$75) may be purchased at the guild meeting or at the workshop.	\$ 45.00	_____
_____	10/15	Flowers Tina Curran	\$ 45.00	_____
_____	11/5	Pet Portraits Jane Haworth <i>Her Workshop consists of 2 hours after Guild Meeting AND the standard workshop times on Nov. 5th</i>	\$ 45.00	_____
			Total	_____

Quilt Story Entrance Form



Your name _____

The name of the quilt and a description:

Size of quilt _____

Approximate age of quilt _____

Tell in a few sentences why the quilt is special.

If you didn't explain above, how did you acquire this quilt?

Turn in this form to Judy Hughes at the June or August meeting or email it to her at: jhlibrarian@gmail.com. You will need to bring your quilt to the September meeting and pick it up at the end of the quilt show. There will be a special table for Quilt Story at each event.