

Kitchen Cabinet Lighting

Full Kit Guide



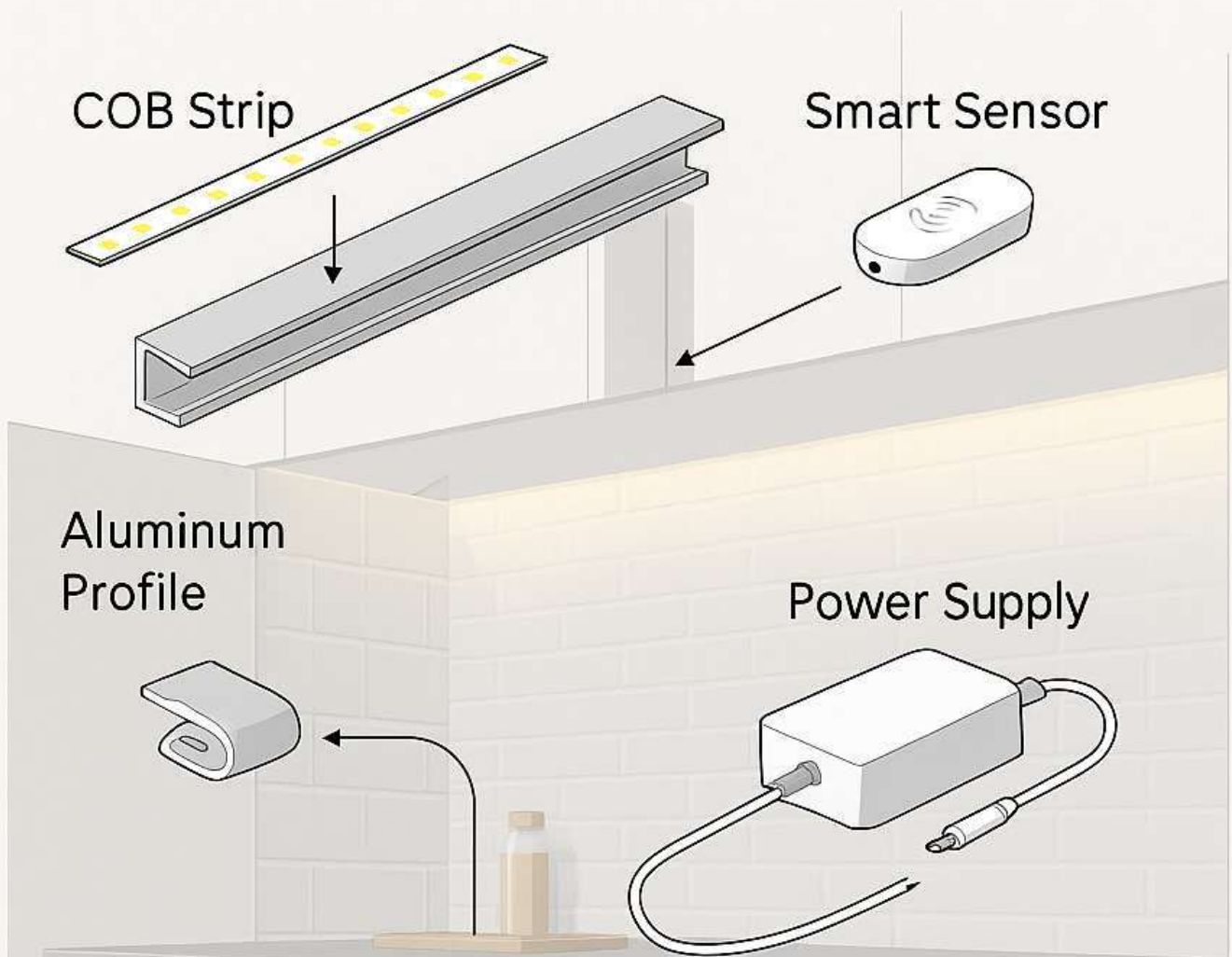
Shenzhen TLP Electronics Co., Ltd.

Lighting Made Simple

www.topledprofile.com















A complete under-cabinet lighting kit = COB Strip + Aluminum Profile + Smart Sensor + Power.

- Ideal for cooking, chopping, and cleaning – no more shadows or dark corners
- Hidden wires, clean light, hands-free control




Brighten your countertop with shadow-free lighting. Whether you're chopping vegetables or cleaning dishes—enjoy a better, safer kitchen experience.



Basic Kit	Standard Kit	Premium Kit
		
 1 m COB Strip (400K)	<div>Most Popular</div>  2m Aluminum Profile	 3m Auminum Profile
 Hand Swipe Sensor x1	 Hand Swipe Seosor x1	 Dual Sensors (Swipe + PIR)
 Power Supply	 60W Power Sup	 60W Pover Supply
	 End Caps & Mounting Clips	 Optional Black/White Finish
Simple setup for single cabinet section	Not sure which one fits? Just ask us to recommend the best kit for your space 😊	

COB LED Strip – Smooth & Spot-Free

COB LED strips are perfect for kitchen use —
no dots, no glare, just clean and even illumination.

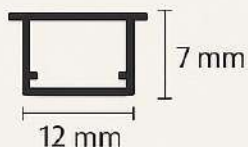


- ✓ Flexible
- ✓ Customizable Lengths
- ✓ High CRI >90
- ✓ Energy Efficient

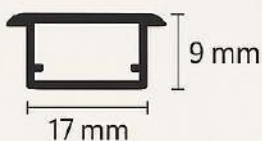


Aluminum Profiles – Clean Look, Easy Install

P1207



P1709



Surface
Type



Surface Type

- ✓ Slim & modern
- ✓ Oil-resistant coating
- ✓ Seamless fit
- ✓ Easy to clean

These profiles are designed for kitchen lighting – Sleek, oil-resistant, and effortless to install. Perfect for both recessed and surface-mount applications



Smart Sensors – Control Without Touch



Hand Swipe Sensor

- Wave to turn lights on/off
- Ideal for wet or greasy hands



PIR Sensor

- Automatically activates lights
- Turns off when no motion detected



Touch-Free
Operation



Water & Oil
Resistant



Auto On/Off
Convenience



Easy
Installation

Power Supply

Compact, Safe, and Reliable



24V Output

Recommended:
30W / 60W



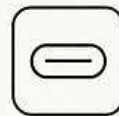
EU



UK



US



Compact size



Global plug
options



Certified safety



Easy to hide

Our power supplies are built for kitchen use – small, certified, and easy to hide behind cabinets or drawers. Available in 30W / 60W for flexible configuration.



Let's Light Up Your Kitchen Project

Need custom kits or
a quote for your project?

Just send us a message
or visit our website —

We're here to help with
your lighting solution

**Shenzhen TLP Electronics
Co., Ltd.**



www.topledprofile.com



kevin@topledprofile.com



+86 132 6719 2061



No: 2. Lane 6. Hebin Garden.

FAQ – Frequently Asked Questions

Q1: What length light strip do I need for my cabinets?

A: As a rule of thumb, about 0.8–1m per cabinet section, or 2–3m for your full kitchen.

Q2: Can the light turn on and off by sensor?

A: Yes, control options include hand swipe and PIR sensors – easy and sanitary.

Q3: Can the strip be cut to size?

A: COB strips can be cut every 25mm, allowing custom lengths.

Q4: Which plug types are supported for the power supply?

A: EU, UK, AU, US plugs are available – select before shipping.

Q5: Can I request a customized kit?

A: Yes, available options include strip length, profile color, sensor type, and more.

Still have questions? Just drop us a message – we're happy to help! 😊

Q&A – LED Lighting Installation

Q1: How do I install the lighting?

A: The light strip and profile simply affix to the underside of kitchen cabinets.

Q2: How are the lights connected?

A: Each LED strip connects via its attached cable to a distributor box.

Q3: Where should I mount the sensor?

A: Mount the sensor near the center of the cabinet run for optimal motion detection.

Q4: How do I connect the power?

A: The power supply connects to both the sensor and LED distributor.

Q5: How is the lighting assembled?

A: After cutting to size, the strip is placed in the profile, then the end caps are inserted.

TOPLED PROFILE

www.topleddprofile.com

Kevin

kevin@topledprofile.com

WhatsApp: +86 13267192061

www.topleddprofile.com

Let us help simplify your next
furniture lighting project.




Shenzhen TLP Electronics Co.,Ltd

WARDROBE LIGHTING

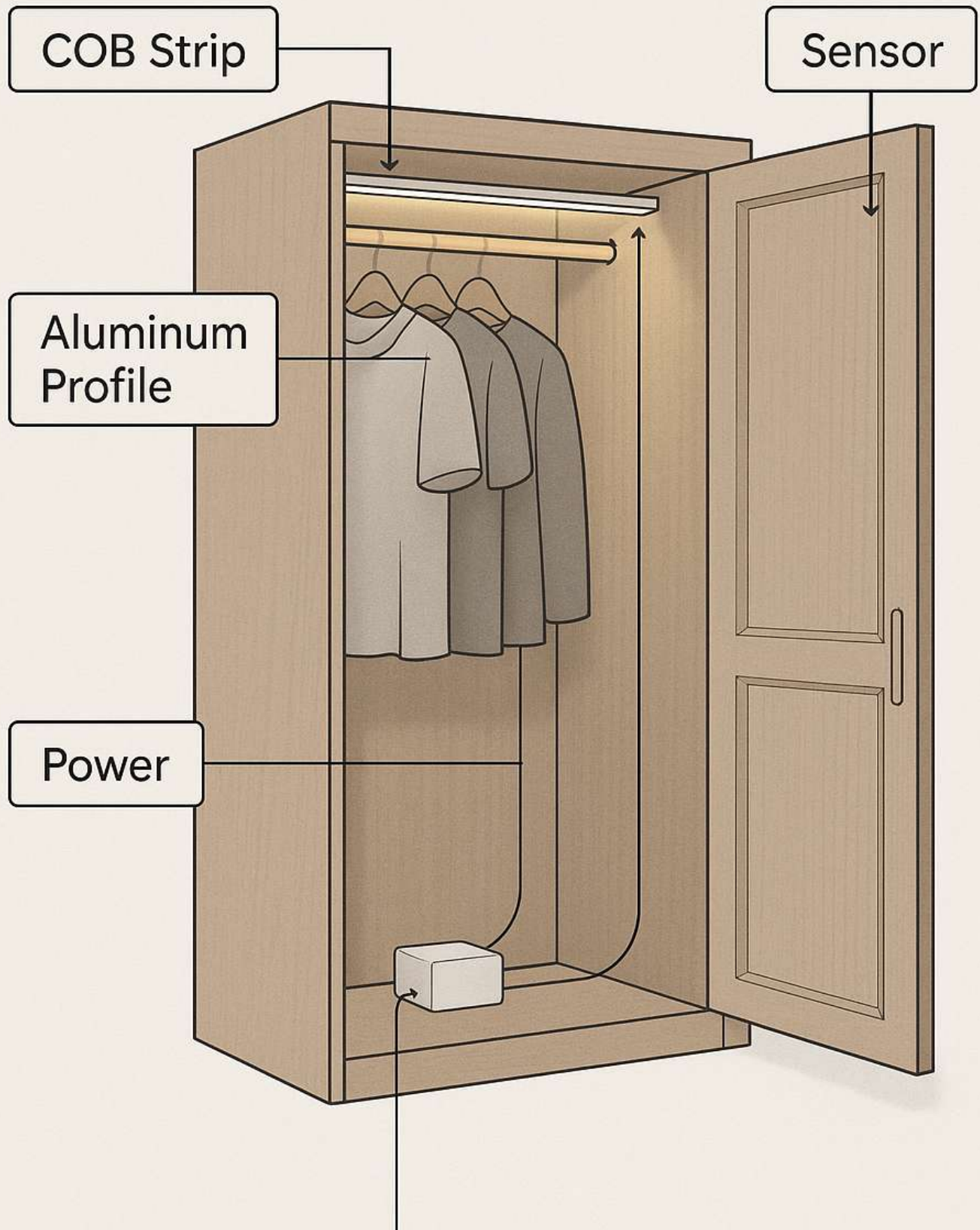
FULL KIT GUIDE

Lighting Made Simple

www.topleprofile.com



Wardrobe Lighting Structure Overview



Choose Your Wardrobe Lighting Kit

Basic Kit



1 m COB Strip (4400K)
1 m Aluminum Profile
Door Sensor × 1

✓ Simple & compact
for basic needs

10201K

Standard Kit



2-m COB Sensor (100 K)
Door Sensor × 1
30W/60W Porasuly
End Caps & Clips

Balanced option for
daily use — Most
selected!

Premium Kit



3 m COB Strip*
3 m Aluminum Profile
Dual Door Sensors
Optional Black/White P


Enhanced experience
with max coverage
and custom finish

Not sure which to choose? Let us help you customize a kit for your wardrobe! 😊

COB LED Strip – Seamless & Soft Lighting

COB (Chip-on-Board) strips deliver high brightness without dark spots. Perfect for wardrobe use – clean, soft, and stylish.

- ✓ No Dark Spots
- ✓ Flexible & Cuttable
- ✓ High CRI >90
- ✓ Energy Efficient
- ✓ Available in 3000K / 4000K / 6000K



COB LED Strip



- No dark areas
- High brightness
- Soft and cuttable

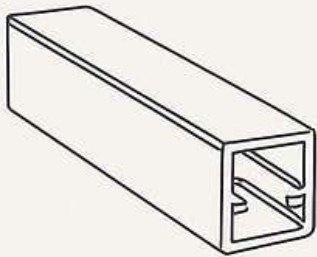
SUPPORTED COLOR TEMPERATURES

3000K

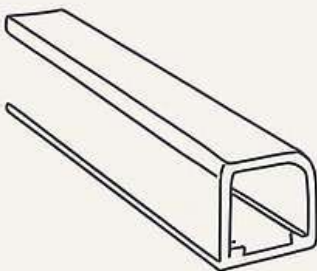
4000K

6000K

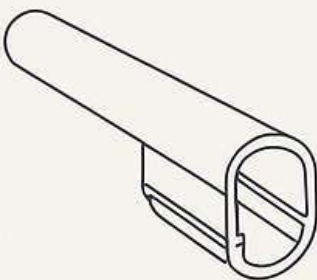
Our wardrobe lighting aluminum profiles are sleek, durable, and easy to install. Choose from clothing rod-integrated designs or ultra-thin recessed models



P1709
Concealed
Mount



P1207
Ultra-Thin
Profile



**Hanging
Rod
Profile**

- Sleek finish
- No visible light source
- Safe & sturdy



EFFORTLESS CONTROL

No buttons. No switches. Just open the door or wave your hand — your wardrobe lights up automatically.



Door Sensor



Hand Wave Sensor

- ✓ Auto On/Off

Power Supply – Safe & Efficient

Compact and stable power for wardrobe lighting.
Available in 30W / 60 W, with multiple piug types
for global use.

Certified for sasefety. Buiit to last.



- Small wardrobe – 30W recommended
- Large wardrobe – 60W recommended
- Hidden placement inside the wardrobe



LED WARDROBE LIGHTING

Upgrade your closet with energy-efficient LED lighting

CONVENIENT ILLUMINATION



CUT the light strip to length for a tailored fit

MOTION SENSOR



CUSTOMIZED LIGHTING



Wardrobe Lighting

Full Kit Guide



Auto-On Lighting Experience

Open the door,
and the light turns on
automatically.

Perfect for night use, high-end wardrobes,
and convenient living



High end
wardrobe



Night



Family

➡ No switch. No touch.
Just smooth illumination.

INSTALLATION TIPS

- Ensure a suitable installation surface
- Recommended mounting distance: 3-5 cm from door
- Avoid installation near areas with high humidity



FAQ

Frequently Asked Questions

Q1 What length of LED strip should I get for my wardrobe?

Generally, we recommend 1m for single-door, 2m for double-door, and 3m for large wardrobes.

Q2 Can the lights turn on and off automatically?

Yes, our kits include optional door sensors for automatic on / off.

Q3 Can I order a kit without a power supply?

Yes, we can supply kits without a power supply for direct connection to your 24V system.

Q4 Can the LED strips be cut?

Yes, the COB LED strips are cuttable every 25mm.

Q5 Do you offer customization?

Yes, customized lengths, aluminum profiles, and plug types are available.

Still have questions? Just drop us a message — we're happy to help!



LET'S LIGHT UP YOUR WARDROBE!

Looking for the right
wardrobe lighting kit?

We're here to help
you customize the
perfect solution 😊

Contact us for:

- ◆ Product catalog
- ◆ Quotation
- ◆ Lighting advice

Shenzhen TLP
Electronics Co.,Ltd. 

www.topledprofile.com

kevin@topledprofile.com

+866 13267192061

BOOKSHELF LIGHTING

FULL KIT GUIDE



TLP

Lighting Made
Simple

Shenzhen TLP Electronics Co., Ltd.

www.topledprofile.com

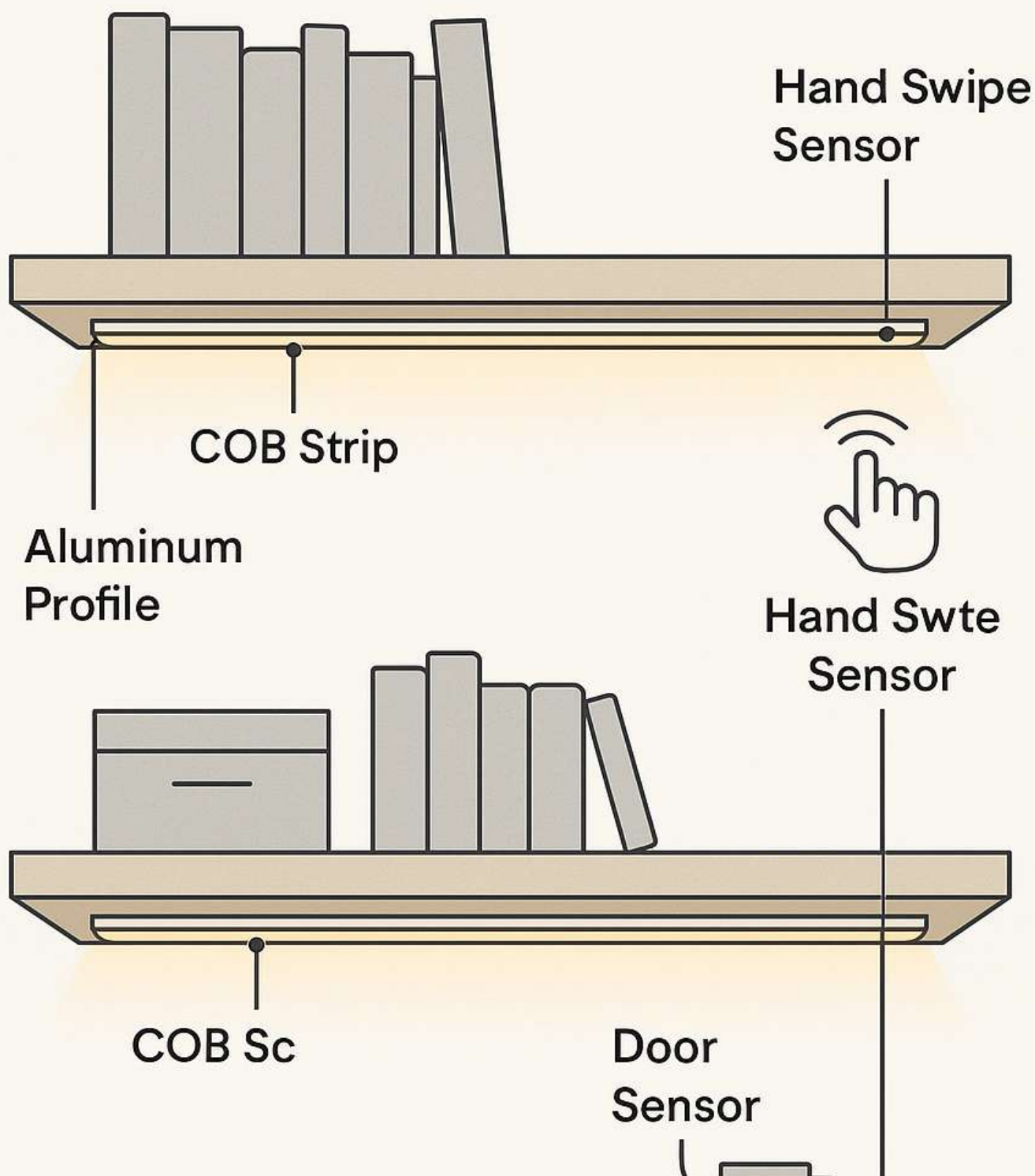
COB Strip
Light

Aluminum
Channel

Hand Wave /
Door Sensor

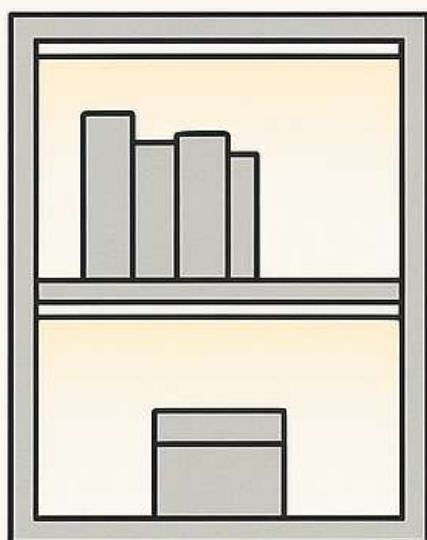
Power
Supply





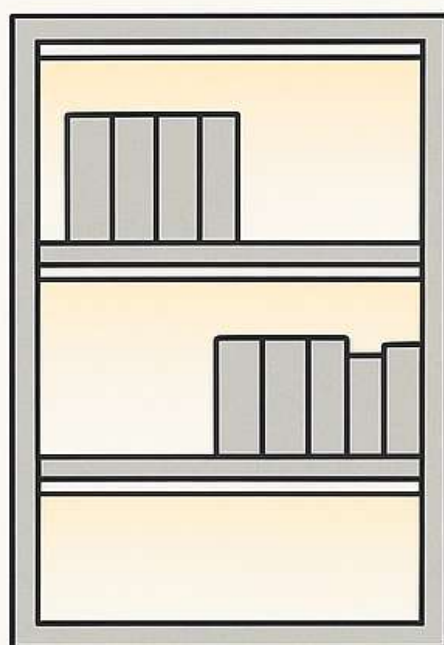
LIGHTING FULL KITS

MOST POPULAR



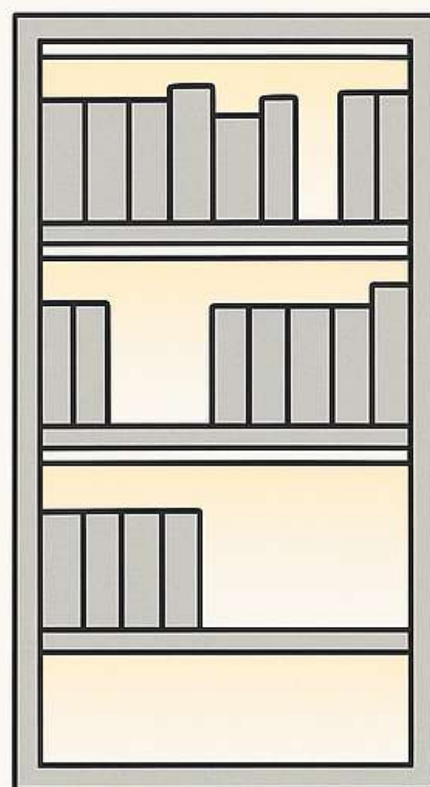
BASIC KIT

For 1 shelf



STANDARD KIT

For 2-3 shelves




PREMIUM KIT

For full bookcase

COB LED STRIP LIGHT

- Soft, high-CRI illumination with no visible dots
- 3000K / 4000K / 6000K



COB LED strip



LED ALUMINUM PROFILE

- Slim, black, and recessed channels
- Modern, discreet design



LED aluminum
profile

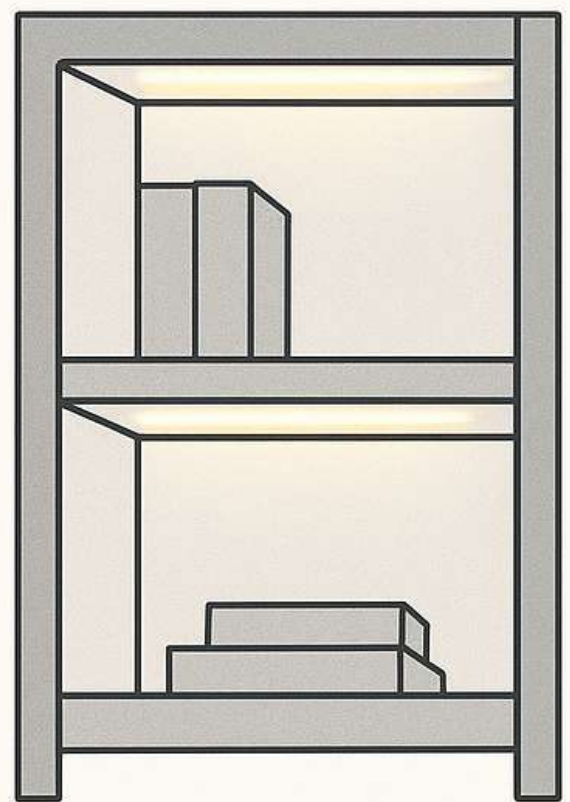



Recessed / Hidden

LED SENSORS

- Wave sensor

Door sensor controls multiple levels



Door sensor

Sensors for Bookshelf Lighting



Hand Wave Sensor

Wave to turn on/off



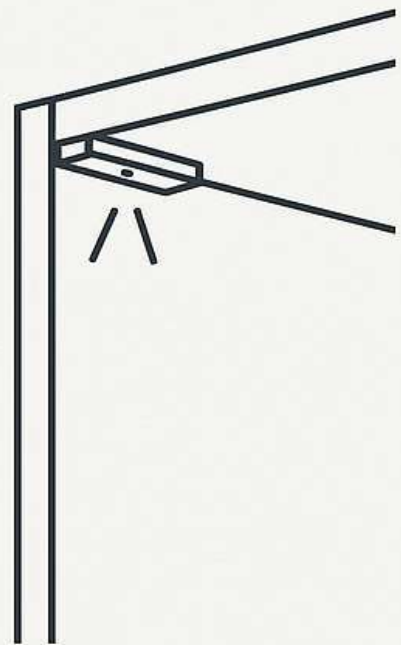
Touchless



Can work with

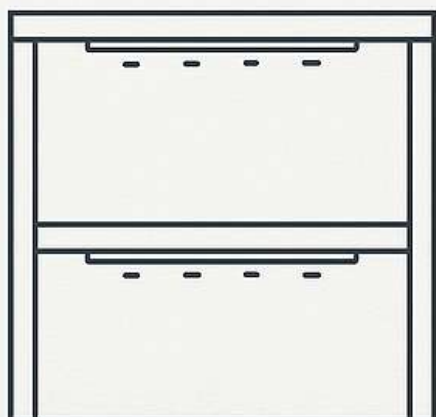


Simple

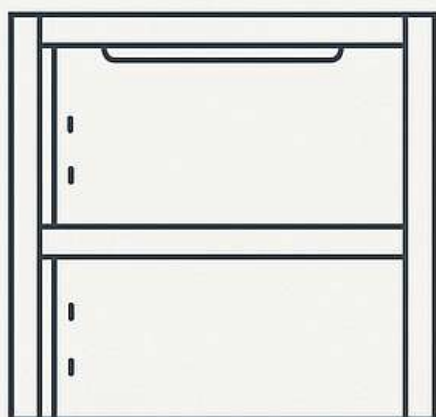


Door Sensor


Lights up on open



**Recessed
shelf lighting**

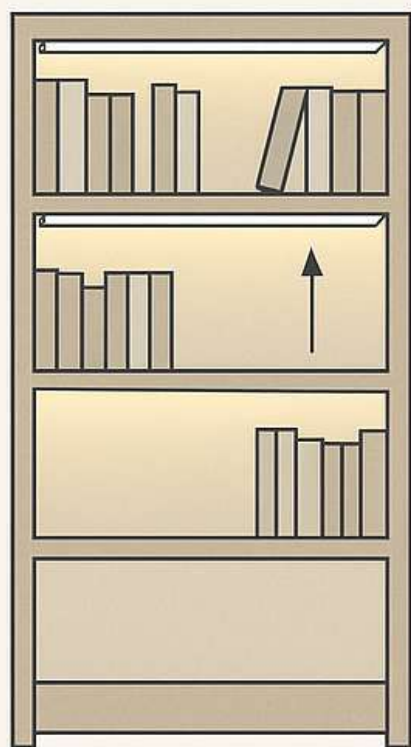


**Side-mounted
lighting**



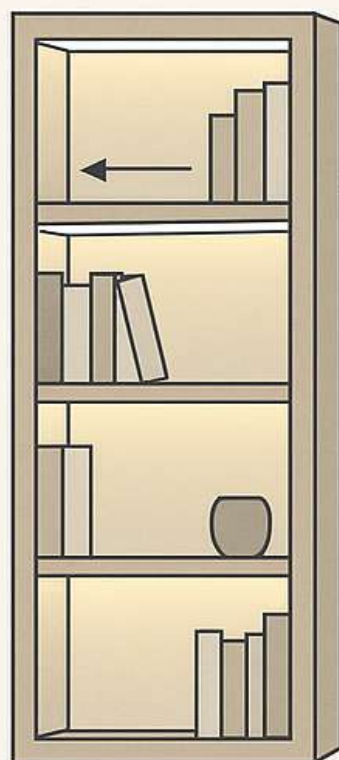
**Full cabinet
lighting**

APPLICATION IDEAS



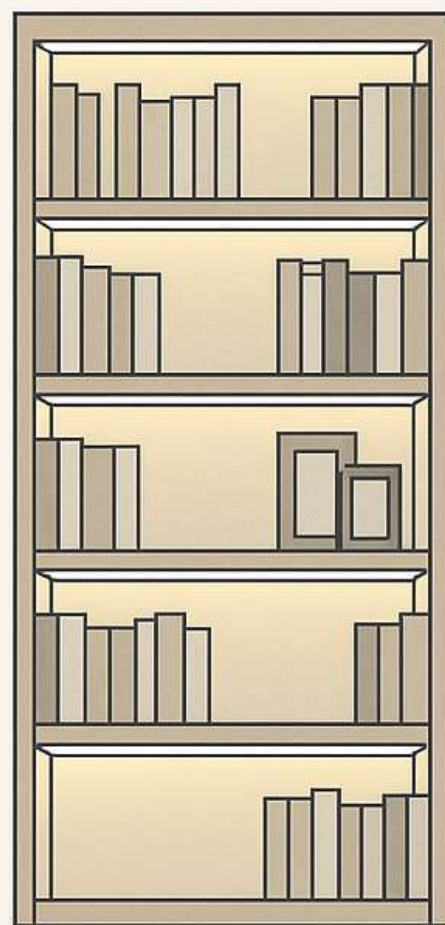
SHELF-LIGHTING

Recessed lights installed under each shelf



SIDE-LIGHTING

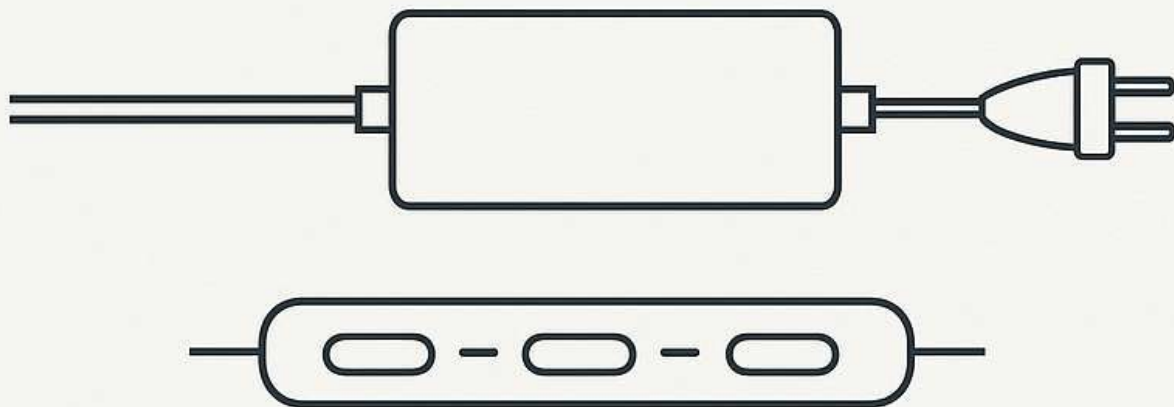
LED strips mounted on the sides of the shelves



FULL PANEL

LED lights on each shelf for floor-to-ceiling illumination

Power Supplies for Bookshelf Lighting



Works with multiple light sections

Recommended Wattages

30W


60W



Quick to
wire



Stable
output



Long lead
wire

FAQ

What is the MOQ?

The MOQ is 100 meters.

Do you support customization?

Yes, custom lengths and kits are available.

What is the lead time?

Samples ship in 1 week, bulk orders in 2-3 weeks

What colors are available?

3000K, 4000K, and 6000K


Is there an installation guide?

Yes, we provide detailed installation instructions.

What about after-sales support?

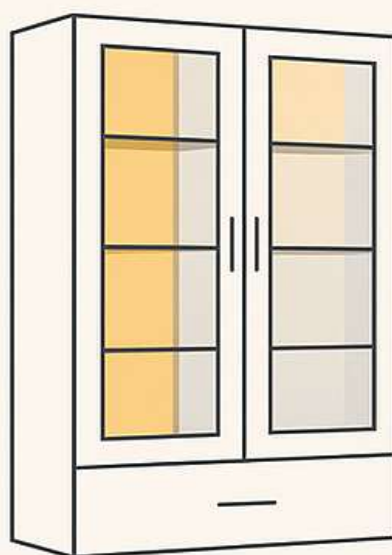
We offer a 3-year warranty on all bookshelf lighting kits

APPLICATION IDEAS




**EMBEDDED
LIGHT**

BASIC KIT



**SIDE
LIGHT**

STANDARD KIT



FULL WALL

PREMIUM KIT

TOPLED PROFILE

www.topledprofile.com

Kevin

kevin@topledprofile.com

WhatsApp: +86 13267192061

www.topledprofile.com

Let us help simplify your next
furniture lighting project.

A modern wooden bed frame with a drawer and underbed lighting. The drawer is open, revealing folded beige linens. A warm, golden light emanates from a strip inside the drawer and from a strip under the bed, illuminating the dark floor. The background is dark, emphasizing the light from the kit.

DRAWER & UNDERBED

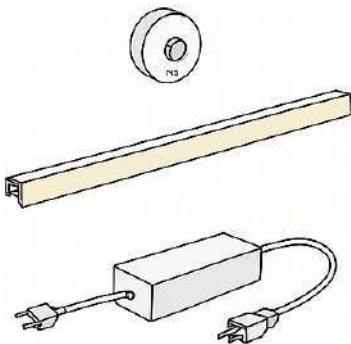
Lighting Kit Guide



Lighting
Made Simple

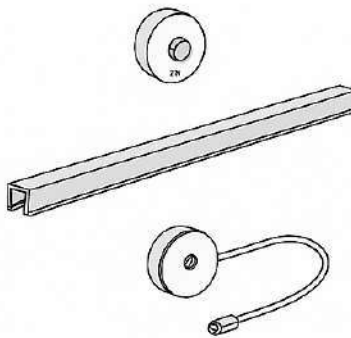
Lighting Kit Options

Basic Kit



- Single Drawer
- Small Bed

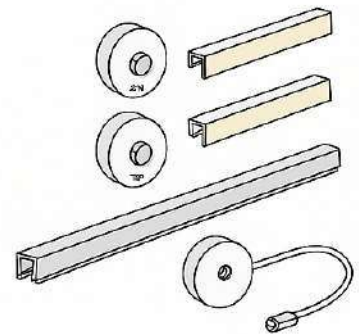
Standard Kit



- Multiple Drawers
- Full Bed

Most Popular

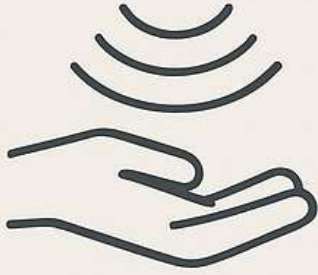
Premium Kit



- Complete Drawer System
- Queen / King Bed

Sensor

Sensor & Power Supply



**Hand Wave
Sensor**



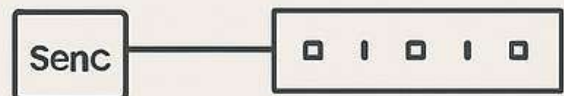
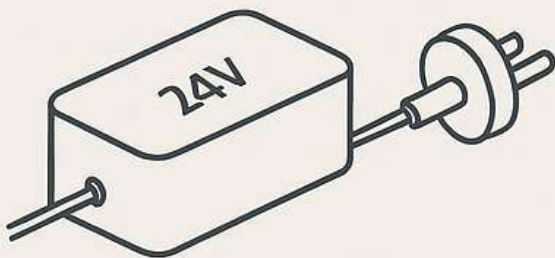
**Door
Sensor**



PIR Sensor

Power Supply

Power Supply




- 24V DC
- Plug options for EU, UK, AU, US
- Custom lengths available

Versatile Lighting for Drawers & Underbeds

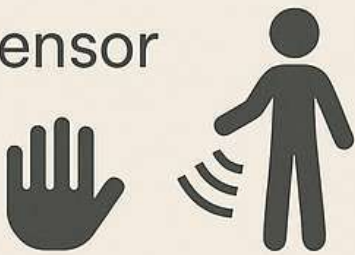
COB LED Strip



Aluminum Profile



Sensor



Power Supply



Bright, Spot-Free Illumination

- ✓ No visible hot spots
- ✓ Soft, even glow
- ✓ Cuttable to length
- ✓ CCT options

3000K 4000K
6000K

- High CRI
- Dotless
- Low heat



APPLICATION SUGGESTIONS

- Ideal for illuminating drawers or under bed spaces.
- Suitable for closets, bedrooms, and more.



FAQ

Frequently Asked Questions

Q: How long should the light strips be?

A: For most furniture, we recommend 0.8-1 m for a drawer and 2-3 m for underneath a bed.

Q: Can the lighting be dimmed?

A: Yes, with a compatible dimmable power supply.

Q: Can I power the lights by USB?

A: Definitely! We offer USB power option for convenient plug-in.

Q: How do I install the motion sensor?

A: Simply mount the sensor on the side of drawer or under the bed frame.

Still have questions? Just let us know –
we're here to help! 😊

TOPLED PROFILE

www.topleddprofile.com

Kevin

kevin@topledprofile.com


WhatsApp: +86 13267192061

www.topleddprofile.com

Let us help simplify your next
furniture lighting project.

MIRROR LIGHTING FULL KIT GUIDE

Illuminate Your Reflection with LED Elegance



Lighting Made
Simple

Shenzhen TLP Electronics Co., Ltd.

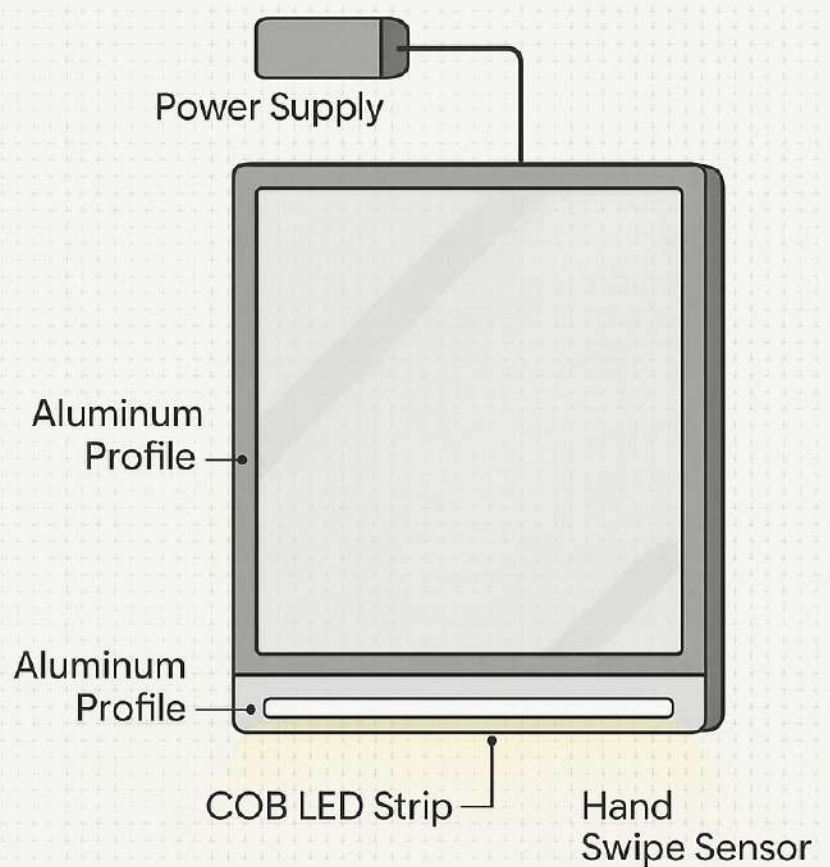
www.topleprofile.com

Lighting Structure Overview

A complete under-mirror lighting kit = COB LED Strip + Aluminum Profile + Smart Sensor + Power.

💡 Perfect for bathrooms, vanities, or dressing rooms

Hidden wires, clean light, touchless control




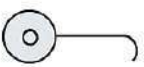
Mirror Lighting Kits

Select the right kit for your mirror

Basic Kit


1 m COB Strip (4000K)


Smart Sensor


30W Power Supply

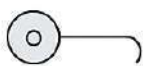
Ideal for
smaller mirrors

Most Popular

Standard Kit


2 m COB Strip (4000K)




2m Aluminum Channel


30W Power Supply

Perfect for most
bathroom mirrors

Premium Kit


COB Strip
(Custom)

 
Smart Sensor 60W
Power Supply


60W Power Supply
Maximum
illumination and control

Smooth & Spot-Free

COB LED strips provide ideal lighting for mirrors – no dark spots, no harsh glare, just clean and even light.

- ✓ Bright
- ✓ High CRI
- ✓ Waterproof option



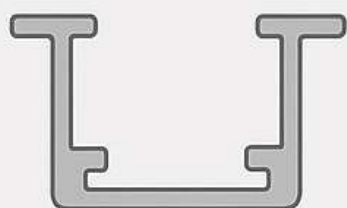
ALUMINUM PROFILES – SLIM & VERSATILE

Recommended LED profiles for mirror
backlighting or edge lighting.

- ✓ Ultra-thin & bendable
styles
- ✓ Recessed, surface
mount, or clips
- ✓ Milky diffuser



P1208



Ultra-thin
& bendable styles



Recessed



Milky diffuser

APPLICATION IDEAS



Round Vanity Mirror

A: Backlighting
Hand Swipe Sensor



Bathroom Mirror

A: Backlighting
Proximity Sensor



Decorative Mirror

Edge Lighting
Hand Swipe Sensor



Mirrored Cabinet

Edge Lighting
Door Sensor

SENSORS & POWER

SENSORS



motion
sensor




touch
sensor

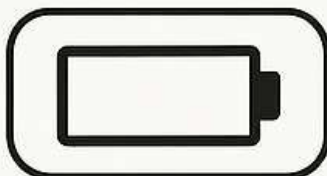
POWER




plug-in



hardwired



battery



Q1: How to attach the light to the mirror?

A: Your order includes adhesive backing and mounting clips.

Q2: Will sensors work with this kit?

A: Yes, we offer both infrared and hand swipe sensor options.

Q3: Which mirrors are compatible?

A: Our kits work with backlit mirrors and mirrors with no frame. They can also be applied to mounted mirrors that have an edge gap ≥ 10 mm.

Q4: What size of power supply do I need?

A: We recommend 30W for ≤ 3 m of light and 60W for ≤ 6 m of light.

Q5: Do you have waterproof options?

A: Yes, our LED strips are available with an IP65 waterproof rating.

TOPLED PROFILE

www.topledprofile.com

Kevin

kevin@topledprofile.com

WhatsApp: +86 13267192061

www.topledprofile.com

Let us help simplify your next
furniture lighting project.