

SPECIFICATIONS

ENGINE		2.5V
Model		2AR-FE
Type		4-cylinder, In-line, 16-valve DOHC with Dual VVT-i and ACIS
Fuel Injection		Port Injection
Displacement	cc	2,494
Max. Output	kW (PS) / rpm	135 (184) / 6,000
Max. Torque	Nm (kg-m) / rpm	235 (23.9) / 4,100

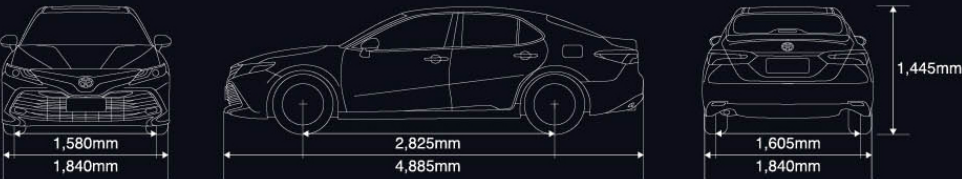
TRANSMISSION		
Type		6-speed Automatic with Super ECT & Sequential Shifter

CHASSIS		
Suspension	Front	MacPherson Strut with Stabiliser
	Rear	Double Wishbone with Stabiliser
Brakes	Front	Ventilated Disc
	Rear	Solid Disc
Steering		Parallel Axis Electric Power Steering (EPS)
Tyres & Rims (including spare)		235/45R18, Alloy

DIMENSIONS			
Overall	Length	mm	4,885
	Width	mm	1,840
	Height	mm	1,445
Wheelbase		mm	2,825
	Thread		
	Front	mm	1,580
	Rear	mm	1,605
Min. Turning Radius		m	5.8
Kerb Weight		kg	1,550
Fuel Tank Capacity		litre	60

EXTERIOR FEATURES		
Headlamps		Automatic Bi-LED Projector with LED Turn Signals
Daytime Running Lights		With (LED)
Front Fog Lamps		With (LED)
Rear Fog Lamp		With (LED)
Rear Combination Lamps		With (Full LED)
Wing Mirrors		Hydrophilic, Auto Retractable, Reverse Linked with Memory
Wipers		Automatic with Rain Sensor
Exhaust System		Dual Muffler

DIMENSIONS



5 years warranty from the date of first registration with unlimited mileage. Terms and conditions apply.



For Your Auto-Financing Needs

- UMW Toyota Motor reserves the right to alter any details of specifications and equipment without notice.
- Details of specifications and equipment are also subject to change to suit local conditions and requirements.
- Vehicle and specifications in this catalogue may vary from models available locally.
- Vehicle body and accessory colours might differ slightly from the printed photos in this catalogue.
- All images used are for illustrative purposes.

INTERIOR FEATURES		
Seats	Material / Colour	Smooth Leather / Black
	Driver Seat	Powered 8-way Adjustable with Power Lumbar Support & Memory
	Front Passenger Seat	Powered 8-way Adjustable, Shoulder Switch & Collapsible Headrest
	Rear Seat	Armrest with Cupholder
Inside Rear View Mirror		Electrochromic Mirror
Smart Entry & Start System		With
Audio System		8" Display Audio with Navigation System & JBL Speakers
Sun Shades		Powered Rear Window & Manual Rear Side Windows
Air-conditioning		Dual Zone Automatic Climate Control with Rear Vents
Illuminated Entry System		With (Push Start, Room, Door, Footwell, Inner Door Handle & Instrument Panel Lamp)
Meter Combination Illumination		Optitron
Multi-information Display (MID)		With (7" Colour TFT)
Head-up Display (HUD)		With (10" Colour)
Steering Wheel		Leather-wrapped with Power Tilt & Telescopic Adjustable and Memory
Power Windows		Front & Rear with Auto Up / Down & Jam Protection (All Windows)
Wireless Charger		With
Portable Tyre Pump		With
Digital Video Recorder (DVR)		With
USB Charging Ports		With
Luggage Tray		With
SAFETY		
Toyota Safety Sense	Pre-collision System (PCS)	With
	Lane Departure Alert (LDA) with Steering Assist	With
	Dynamic Radar Cruise Control (DRCC)	With
	Automatic High Beam (AHB)	With
SRS Airbags		7 (Front, Front Side, Curtain & Driver Knee)
Vehicle Stability Control (VSC) & Traction Control (TRC)		With
Anti-lock Braking System (ABS)		With Electronic Brake-force Distribution (EBD) & Brake Assist (BA)
Hill-start Assist Control (HAC)		With
Emergency Stop Signal (ESS)		With
Blind Spot Monitor (BSM)		With Rear Cross Traffic Alert (RCTA)
Parking Sensors		With (Front & Rear)
Electric Parking Brake (EPB)		With (With Automatic Brake Hold)
Tyre Pressure Monitoring System (TPMS)		With (With Individual Tyre Readout)
Seat Belts	Front	3-point ELR x 2 with Pretensioner & Force Limiter
	Rear	3-point ELR x 3
ISOFIX		With (Rear only)
SECURITY		
Alarm		2 Remote Control Units, Immobiliser, Siren with Back-up Battery, Cabin Sensor & Speed Auto Door Lock
Toyota Premium Security & Solar Film		With

For more information, please contact:

M12/Y18

ALL - NEW
CAMRY
BEAUTIFUL MONSTER



TOYOTA
ALL ABOUT THE DRIVE



Download the **Toyota AR** app to preview the All-New Camry in augmented reality.

BEAUTIFUL MONSTER

You get what you want, without compromise.
You deserve the power afforded by refinement.
You make your mark on your journey to the top.
And you make an impression doing it.

Toyota Camry.
The seamless combination of form and function
to fuel your drive for excellence.



SUPERIOR STYLING

Achieve the look that will invite stares.
Designed with functional aesthetics,
the All-New Camry impresses with style
and delivers sophistication.



Bi-beam LED Headlamps with Follow-me-home
Function & Daytime Running Lights



Rear LED Combination Lamps



Graphic Welcome Light*

Add an advanced sense of flair when occupants enter
and exit the vehicle.

**Optional accessory.*

CONFIDENTLY ASSURED

Nothing breeds confidence like peace of mind. The All-New Camry is equipped with comprehensive safety technology so you can be fully focused on the task at hand.

TOYOTA SAFETY SENSE (TSS)




Pre-collision System (PCS)*

Avoids or mitigates frontal collisions by alerting the driver and automatically applying the brakes when there is a risk of collision.



Lane Departure Alert (LDA)*

Alerts you when an unintentional lane change is detected.



Steering Assist*

Gently corrects your steering wheel when an unintentional lane change is detected.



Dynamic Radar Cruise Control (DRCC)*

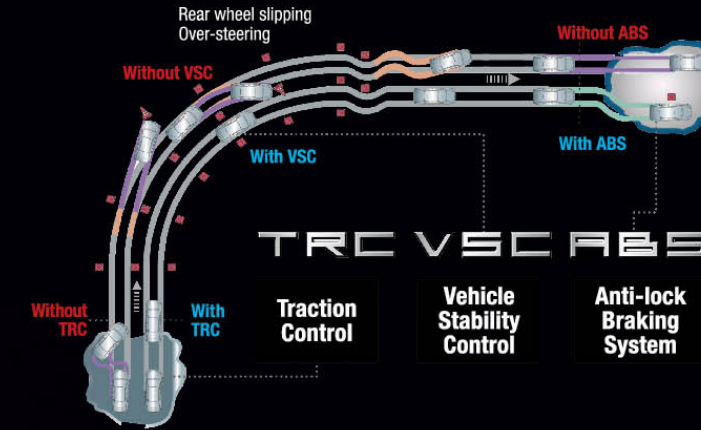
Automatically maintains a safe distance between vehicles, changing the vehicle's speed as necessary.



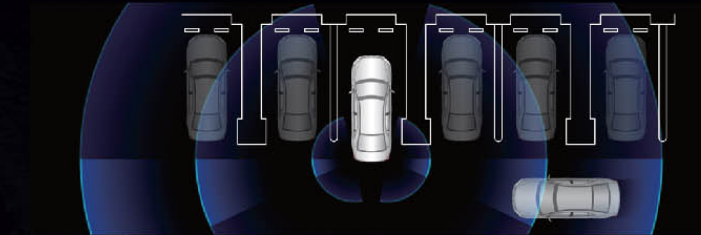
Automatic High Beam (AHB)*

Automatically switches between high beam and low beam as needed to provide maximum road visibility.

**Driver remains solely responsible at all times for safe driving.*




Vehicle Stability Control (VSC) And Traction Control (TRC)



Rear Cross Traffic Alert (RCTA)

Detects and alerts the driver of oncoming vehicles when reversing.



Hill-start Assist Control (HAC)

Provides assistance when starting off on steep uphill sections by preventing the vehicle from rolling backwards.

Emergency Stop Signal (ESS)

In an emergency braking situation, the hazard lamps flash to warn drivers behind.



7 SRS Airbags



Blind Spot Monitor (BSM)

Detects and indicates if there is another vehicle in the All-New Camry's blind spot.



Electric Parking Brake with Auto Brake Hold



Tyre Pressure Monitoring System (TPMS)

Keeps track of tyre pressure and triggers a warning on the Multi-information Display when the tyre pressure is too low.



Leather Seat with Driver Memory Function

Conveniently adjusts the seat to a preferred position at the push of a button.

10" Colour Head-up Display

Projects information in the driver's line of sight for easier access to important information such as shift position and Toyota Safety Sense (TSS) warning alerts.

8" DVD Capacitive Touchscreen Display with 9-speaker JBL Audio System

Provides real sound quality with the use of Clari-Fi™ Technology.

LUXURIOUS SOPHISTICATION

Embrace the feeling of power that luxury grants you. Get a sense of what it's like to enjoy planned conveniences at your fingertips, with the All-New Camry.



7" Colour Multi-information Display (MID) with Optitron Meter



Power Rear Sunshade



Dual Zone Air-conditioner with Rear Vent



Wireless Charger

Offers convenient charging for Qi* standard-compliant devices, without the use of a cable.



Power Adjustable Steering Wheel with Memory Function

Adjusts the steering column to one of two desired settings when the engine is turned on, and retracts the steering column when the engine is turned off to allow the driver an easy exit.



Smart Entry & Push Start System

Key-linked Memory

Allows the driver to store one preferred position of the driver seat, wing mirror & steering column in the Camry remote key.



USB Ports

Ensures that you get all the power you need at your convenience with 3 USB ports.

*International standard for wireless charging developed by Wireless Power Consortium.



PERFORMANCE PRECISION

There is no better feeling than when everything comes together perfectly.
When you start the All-New Camry, each of its parts will synergise so you can experience a smooth yet exhilarating drive.



TNGA Platform with Double Wishbone Rear Suspension

The optimal weight balance, double wishbone rear suspension and stronger vehicle body provide the stability, agility and security you need for better driving performance.



Dual VVT-i Engine with Acoustic Control Induction System (ACIS)

Adjusts the timing of the vehicle according to its speed, leading to better acceleration, optimal power and torque, and enhanced fuel efficiency.

2AR-FE (2.5L)

Type

- 4-cylinder, In-line, 16-valve DOHC with Dual VVT-i and ACIS

Maximum Power

- 184PS / 6,000 rpm

Maximum Torque

- 235Nm / 4,100 rpm

TNGA Toyota
New
Global
Architecture



ADVANCED UTILITY

Toyota puts together the latest technology to offer peak functionality. Elevate your driving experience with the innovative conveniences afforded by the All-New Camry.



Parallel Axis Electric Power Steering

Provides a light steering feel during low speeds and quick-response handling at high speeds, reducing the fatigue of the driver.



Automatic Wipers with Rain Sensing

Ensure road visibility by turning on when raindrops are detected.



Auto Retractable Wing Mirrors with LED Signal Lamp, Reverse Link & Memory Function

Provide extra visibility and convenience by adjusting according to the driver's preference.



COLOUR OPTIONS

Red Mica (3T3)



Platinum White Pearl Mica (089)



Silver Metallic (1D4)



Graphite Metallic (4X7)



Burning Black CS. GF. (222)