

## 关于施密特

施密特电梯有限公司引进全球先进的生产设备、电梯技术、严谨的制造工艺和科学管理理念融入中国电梯行业，为中国城市发展注入强劲的动力。

施密特电梯工厂位于重庆市大足区高新技术产业开发区，紧邻中国西部主动脉——渝蓉高速。公司占地面积约150亩，拥有现代化电梯研发制造基地，测试梯速度可达8m/s。

自成立以来，施密特始终秉承安全舒适的设计生产理念，为全球市场提供各类电扶梯产品，同时可提供完善的加装电梯和更新改造解决方案，提升城市人居生活品质。目前，公司已在中国各省市自治区建立了多家办事机构，同时在全球各个国家和地区设立了服务网点。

Schmidt Elevator Co., Ltd. introduces advanced global production equipment, elevator technology, rigorous manufacturing processes, and scientific management concepts into the Chinese elevator industry, injecting strong impetus into the development of Chinese cities.

The Schmidt Elevator factory is located in the Gaoxin Technological Industrial Development Zone of Dazu District, Chongqing, in close proximity to the main artery of western China, the Yurong Expressway. The company covers an area of approximately 150 acres and has a modern elevator research and development manufacturing base, with test elevator speeds of up to 8 m/s.

Since its establishment, Schmidt has consistently adhered to the design and production philosophy of safety and comfort, providing various types of escalator products for the global market. Simultaneously, the company can offer comprehensive solutions for installing elevators and undertaking renovation projects, enhancing the quality of urban living. Currently, the company has established multiple offices in provinces, autonomous regions, and municipalities across China, while also setting up service outlets in various countries and regions globally.



## S500系列乘客电梯

### S500 Series Passenger Elevator

## 施密特电梯有限公司

**Schmidt Elevator Co., Ltd.**

地址：重庆市大足区高新技术产业开发区  
Add: Dazu High-tech Industrial Development Zone, Chongqing  
电话 Tel: 023-43450000

全国服务热线：400-999-6525

E-mail: [smt@smtelev.com](mailto:smt@smtelev.com)  
<http://www.smtelev.com>

本书为一般信息出版物，我们保留随时更改产品设计和说明的权利，本书的任何字句，无论其字面意思或含义，对于任何产品及产品的用途和质量，或者任何购销合同条款的表述与更改均不承担任何责任。

This publication is for general informational purposes and we reserve the right at any time to alter product design and specification. No statement if contains should be construed as a warranty or condition, express or implied, as to any production, its fitness for any particular purpose of quality, or any modifications or representation of the term of any purchase agreement.

Copyright © 2024 Schmidt Elevator Corporation 版权所有



扫描二维码关注  
微信公众号



扫描二维码关注  
公司网站

智造舒适安全电梯专家

Expert in intelligent manufacturing  
as well as comfort and safety elevators

# 先进科技

## Advanced technology

### 全微机智能控制

作为城市空间必不可少的交通工具，电梯承担着对客流量多少进行合理分配，为乘客提供高效、方便的运输服务等功能。

施密特电梯采用新一代VVVF变频器完成最佳的调速功能，再由微机控制系统完成逻辑控制和处理，形成双向联络功能，在先进的旋转编码器下形成速度闭环和位置闭环，给乘客带来完美高效的舒适乘行享受。

### Elevator control system

As an indispensable Traffic tool in urban space, the elevator reasonably distributes the passenger flow. In order to provide the passengers with the effective and convenient transport service etc.,

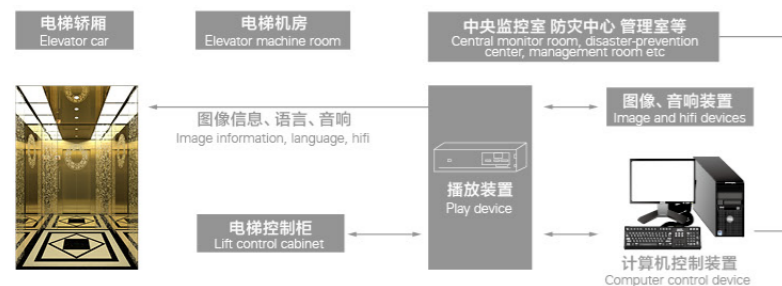
Schmidt Elevator applies the latest generation of VVVF frequency inverter to achieve the best speed regulation. Coupled with Microcomputer control logic processors, this forms a dual loop communication system. It forms speed and position closed-loop by the advanced rotary encoder. It furnishes the passengers with the perfect, effective and comfortable travel.

### 高精度矢量伺服驱动

在系统集成概念下，通过结构优化的综合布线系统和计算机网络技术，将各个分离的电梯设备信息集成到统一协调的系统之中，使得电梯信息达到集中、高效、便利的管理，确保系统动作下的电梯在正常状态下提供优良的服务。

### Intellectual remote monitoring system

The system is realized via system integration concept. By optimizing the structure of comprehensive wiring and computer network technology, individual elevator information can be centrally collected. The integrated elevator information can be managed efficiently and conveniently. This assures the elevator system can provide the best operation under normal conditions.



# 先进科技

## Advanced technology

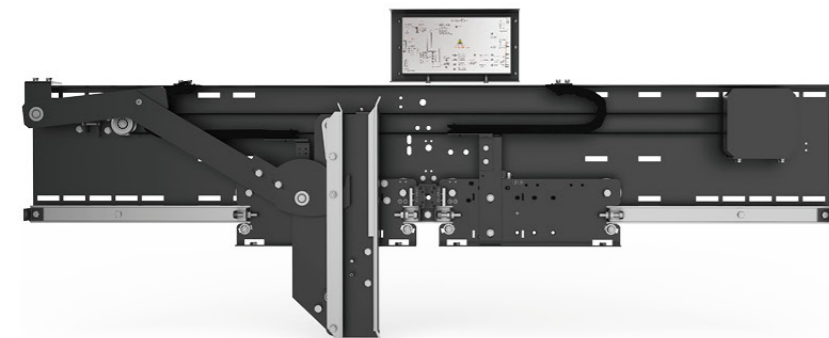
### 永磁同步无齿轮曳引技术

**静音:** 由于采用进口高精度轴承,且电机转速很低,机房噪声很低。  
**节能:** 与传统的有齿轮曳引机相比约节能 40%。  
**环保:** 不需润滑油,不存在油泄漏,几乎不需要维护,利于环保。  
**高效:** 综合系统总效率大约为 85%,即使在载荷很大的情况下,效率也几乎恒定不变。



### Permanent magnet synchronous and gearless traction machine

**Mute:** As it applies the imported high-precision bearing, and the motor rotating speed is very low, therefore it gets extremely low noise in machine room.  
**Energy-saving:** Compared with the traditional geared traction machine, it saves about 40% of the energy.  
**Environmental protection:** It needs no lubricating oil. Oil leakage does not exist. It is maintenance-free. It is good for environment-protection.  
**Effective:** Total efficiency of comprehensive system is about 85%. Even under the condition of very big load, it gets almost constant efficiency.



### 安全保护系统

施密特电梯的限速器、安全钳、缓冲器、钢丝绳等均采用专业生产厂家针对国内外电梯市场精心研发的产品,以先进的工艺和完善的测试技术相结合,经型式试验完全符合技术规范。

### Safety protection system

Governor, safety gear, buffer, wire rope etc. of Schmidt Elevator are made by professional manufacturers. The products have been carefully researched into and developed according to the requirements of the domestic and overseas elevator markets. It combines the advanced craftsmanship and technology with the proven technology. Through type test, the products completely complying with the technical standards.

### 柔性门机控制技术

齿带传动 - 噪音低  
 整体上坎导轨 - 结构轻巧  
 安装三维可调 - 易安装  
 数字化变频 - 故障率低

### Variable frequency synchronous VVVF automatic door machine

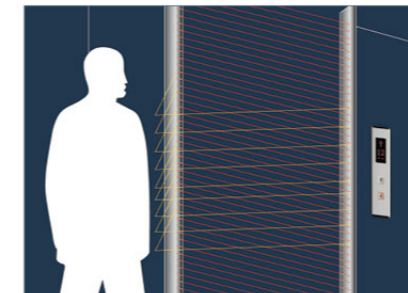
Toothed belt transmission — Low noise  
 Overall upper-sill guide-rail — Light and handy structure  
 3D adjustable installation — Easy installation  
 Digitalized variable frequency — Low trouble rate

### 物联网技术

物联网被视为互联网的应用扩展,应用创新是物联网发展的核心,以用户体验为核心的创新是物联网发展的灵魂。施密特通过物联网平台,将电梯与互联网连接,进行信息交换和通信,以实现电梯的智能化识别、定位、追踪、监控和管理。

### Internet of things

Internet of Things is the extension application of the internet. Application innovation is the core of the development of IoT. The creation oriented from user experience is the soul of the development of IoT. IoT is a kind of network which connects all over things to the internet to exchange information and communication on the purposes that implement intelligent functions for things such as identification, location, tracking, monitoring, managing, and information sharing according to authorization rank.

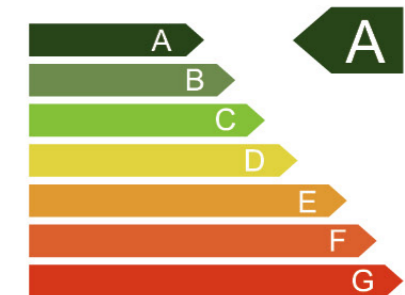


### 门保护 (光幕)

采用远红外光幕保护装置,无论电梯门处在何种运动状态,光幕保护装置都会做出反映,当乘客通过门区时不会有丝毫的犹豫或不安全。平面光幕密度:用控制程序,交叉光束。具有防止杂光干扰、系统受触发时自动确认(防止误报)。单个光路被阻挡时延时复位、以及系统自检等功能。

### Door safety protection device

It applies infrared light curtain protection device. Whatever running condition the elevator door is in, light curtain protection device always reacts correspondingly. Therefore the passengers are not hesitant or unsafe in stepping into the elevator car.  
 Planar light curtain density: light beams of control program. It prevents from parasitic light interference. It automatically confirms when the system has been triggered. (It prevents from error-announcement.)  
 Time-delay reset of blocked single light path, system self-inspection etc.



### 节能控制技术

采用直流驱动,超低功耗的 LED 作为轿内照明灯具。电光功率转换接近 100%,相同照明效果比传统光源节能 80% 以上。

### Energy saving control technology

It applies DC drive and ultra-low power consumption LED as the car light. Electro-optic power conversion is close to 100%. With same lighting effect, it saves over 80% of the energy than that of traditional light source.



## 小机房乘客电梯

### Small machine room passenger elevator

紧凑空间, 完美布局

Compact space, perfect layout

为节省建筑空间, 拓展建筑物更大空间利用率, 使运行更灵敏可靠, 使楼宇更优雅美观, 施密特小机房乘客电梯, 采用紧凑密集型永磁同步无齿轮曳引机和特殊设计的控制柜, 使机房面积可以达到与井道面积完全相同。

To save space, expand the building larger space utilization rate, make the operation more flexible and reliable, make the building more elegant appearance, Schmidt small machine room passenger elevator, the compact type permanent magnet synchronous gearless traction machine and the special design of the control cabinet, make room area is achieved and the well area is exactly the same.

### 减少 40% 的电梯能耗

采用全球领先的永磁同步无齿轮曳引机, 有效减少能耗, 可以减少能耗 40% 之多, 实现电梯曳引机免维护。



### Saving up to 40% energy

A global leader in permanent magnetic synchronous gearless traction machine, effectively reduce the energy consumption, can reduce energy consumption 40%, the realization of elevator traction machine maintenance free.


### 节约 50% 的机房面积

机房空间仅仅是电梯井道的一个延伸, 因此建造方便, 能耗成本低。紧凑的永磁同步无齿轮主机可以为机房留出更大的空间, 放置其他控制设备。



### Saving up to 50% area of machine room

Room space is just an extension of the elevator hoistway, so the construction is convenient, low energy consumption and cost. Compact gearless permanent magnet synchronous machine can provide room for more space, placing the other control device.





## 无机房乘客电梯

### Machine roomless passenger elevator

创造空间的无限可能


Infinite possibilities of creating space

以深谙环保理念，节能降耗，节约建筑面积，提高设计自由度为己任的无机房电梯，充分体现绿色人文精神，该款电梯只需要一个自己独立的井道空间，无需机房，与传统电梯相比，节约电能40%，节约建筑面积10%。

In order to know the concept of environmental protection, energy saving, saving building area, improve the degree of freedom in design is the responsibility of the elevator without machine room, fully reflects the green spirit of humanity, the elevator needs only one independent well space, without room, with the same load weight level than conventional elevators, saving energy by 40%, save construction area of 10%.

#### 减少 40% 的电梯能耗

采用全球领先的永磁同步无齿轮曳引机，有效减少能耗，可以减少能耗40%之多，实现电梯曳引机免维护。



#### Saving up to 40% energy

A global leader in permanent magnetic synchronous gearless traction machine, effectively reduce the energy consumption, can reduce energy consumption 40%, the realization of elevator traction machine maintenance free.

#### 节约 10% 的建筑面积

施密特无机房电梯占用空间进一步压缩，大大提高了建筑空间利用率。机房与井道一体化的设计，给电梯和建筑物的设计带来了极大自由度。



#### Save 10% of the building area

Schmidt machine roomless elevator saves more space. The combined machine room with hoist-way give the elevator and construction designer more freedom.




# 轿厢装饰和设计

## Car decoration and design

### 标准配置

Standard configuration



轿厢 360° 全景展示

### S-K5001

吊顶: 标配喷涂钢板 / 选配不锈钢,  
LED 灯带 (S-D120)  
前壁: 发纹不锈钢  
侧壁: 发纹不锈钢  
后壁: 发纹不锈钢  
轿门: 发纹不锈钢  
地坪: 人造石 (S-DB251)

Ceiling: Standard Sprayed steel plate/  
Optional stainless steel +  
Led Strip (S-D120)  
Front wall: Hairline stainless steel  
Side wall: Hairline stainless steel  
Rear wall: Hairline stainless steel  
Car door: Hairline stainless steel  
Floor: Artificial stone (S-DB251)

图片系电脑绘制, 可能与实际图有不同, 具体以实物为准, 轿厢踢脚线可根据实际情况而发生变化。  
The computer-drawn pictures are only for reference, The car skirting lines are subject to change based on actual conditions.

### 可选配置

Optional configuration



轿厢 360° 全景展示

### S-K5002

吊顶: 标配喷涂钢板 / 选配不锈钢,  
LED 筒灯 (S-D131)  
前壁: 发纹不锈钢  
侧壁: 发纹不锈钢  
后壁: 发纹不锈钢 +  
镜面不锈钢  
轿门: 发纹不锈钢  
地坪: 人造石 (S-DB253)

Ceiling: Standard Sprayed steel plate/  
Optional stainless steel +  
LED downlights(S-D131)  
Front wall: Hairline stainless steel  
Side wall: Hairline stainless steel  
Rear wall: Hairline stainless steel +  
Mirror stainless steel  
Car door: Hairline stainless steel  
Floor: Artificial stone (S-DB253)


图片系电脑绘制, 可能与实际图有不同, 具体以实物为准, 轿厢踢脚线可根据实际情况而发生变化。  
The computer-drawn pictures are only for reference, The car skirting lines are subject to change based on actual conditions.

# 轿厢装饰和设计

## Car decoration and design

### 可选配置

Optional configuration



轿厢 360° 全景展示

### S-K5003

吊顶: 标配喷涂钢板 / 选配不锈钢, 亚克力 (S-D121)  
 前壁: 发纹不锈钢  
 侧壁: 发纹不锈钢  
 后壁: 发纹不锈钢 + 镜面蚀刻不锈钢 (S-SK730)  
 轿门: 发纹不锈钢  
 地坪: 人造石 (S-DB251)

Ceiling: Standard Sprayed steel plate/  
 Optional stainless steel +  
 Led Strip (S-D121)  
 Front wall: Hairline stainless steel  
 Side wall: Hairline stainless steel  
 Rear wall: Hairline stainless steel+  
 Mirror etching stainless steel  
 (S-SK730)  
 Car door: Hairline stainless steel  
 Floor: Artificial stone (S-DB251)

图片系电脑绘制, 可能与实际图有不同, 具体以实物为准, 轿厢踢脚线可根据实际情况而发生变化。  
 The computer-drawn pictures are only for reference, The car skirting lines are subject to change based on actual conditions.

### 可选配置

Optional configuration



轿厢 360° 全景展示

### S-K5004

吊顶: 标配喷涂钢板 / 选配不锈钢 + 亚克力 (S-D123)  
 前壁: 发纹不锈钢  
 侧壁: 发纹不锈钢  
 后壁: 发纹不锈钢 + 镜面蚀刻不锈钢 (S-SK731)  
 轿门: 发纹不锈钢  
 地坪: 人造石 (S-DB253)

Ceiling: Standard Sprayed steel plate/  
 Optional stainless steel + acrylic  
 (S-D123)  
 Front wall: Hairline stainless steel  
 Side wall: Hairline stainless steel  
 Rear wall: Hairline stainless steel+  
 Mirror etching stainless steel  
 (S-SK731)  
 Car door: Hairline stainless steel  
 Floor: Artificial stone (S-DB253)

图片系电脑绘制, 可能与实际图有不同, 具体以实物为准, 轿厢踢脚线可根据实际情况而发生变化。  
 The computer-drawn pictures are only for reference, The car skirting lines are subject to change based on actual conditions.

# 轿厢装饰和设计

## Car decoration and design

### 可选配置

Optional configuration



轿厢 360° 全景展示

### S-K5005

吊顶: 喷涂钢板 + 亚克力 (S-D126)  
 前壁: 发纹不锈钢  
 侧壁: 发纹不锈钢 +  
 木纹钢板 (CW8004)  
 后壁: 发纹不锈钢 +  
 木纹钢板 (CW8004)  
 轿门: 发纹不锈钢  
 地坪: 人造石 (S-DB252)

Ceiling: Sprayed steel plate + acrylic (S-D126)  
 Front wall: Hairline stainless steel  
 Side wall: Hairline stainless steel+  
 Wood grain finished(CW8004)  
 Rear wall: Hairline stainless steel+  
 Wood grain finished(CW8004)  
 Car door: Hairline stainless steel  
 Floor: Artificial stone (S-DB252)

图片系电脑绘制, 可能与实际图有不同, 具体以实物为准, 轿厢踢脚线可根据实际情况而发生变化。  
 The computer-drawn pictures are only for reference, The car skirting lines are subject to change based on actual conditions.

### 可选配置

Optional configuration



轿厢 360° 全景展示

### S-K5006

吊顶: 喷涂钢板 + 亚克力 (S-D112)  
 前壁: 发纹不锈钢  
 侧壁: 木纹钢板 (TW0141)+  
 发纹不锈钢  
 后壁: 木纹钢板 (TW0141)+  
 镜面不锈钢  
 轿门: 发纹不锈钢  
 地坪: 人造石 (S-DB253)

Ceiling: Sprayed steel plate+ acrylic (S-D112)  
 Front wall: Hairline stainless steel  
 Side wall: Wood grain finished(TW0141)+  
 Hairline stainless steel  
 Rear wall: Wood grain finished(TW0141)+  
 Mirror stainless steel  
 Car door: Hairline stainless steel  
 Floor: Artificial stone (S-DB253)

图片系电脑绘制, 可能与实际图有不同, 具体以实物为准, 轿厢踢脚线可根据实际情况而发生变化。  
 The computer-drawn pictures are only for reference, The car skirting lines are subject to change based on actual conditions.

# 轿厢装饰和设计

## Car decoration and design

### 可选配置

Optional configuration



轿厢 360° 全景展示

### S-K5007

- 吊顶: 喷涂钢板 +LED 灯带 + LED 筒灯 (S-D134)
- 前壁: 发纹不锈钢
- 侧壁: 木纹钢板 (CW8004)+ 镜面不锈钢
- 后壁: 木纹钢板 (CW8004)+ 镜面不锈钢
- 轿门: 发纹不锈钢
- 地坪: 人造石 (S-DB252)

- Ceiling: Sprayed steel plate + Led Strip +LED downlights(S-D134)
- Front wall: Hairline stainless steel
- Side wall: Wood grain finished(CW8004)+ Mirror stainless steel
- Rear wall: Wood grain finished(CW8004)+ Mirror stainless steel
- Car door: Hairline stainless steel
- Floor: Artificial stone (S-DB252)

图片系电脑绘制, 可能与实际图有不同, 具体以实物为准, 轿厢踢脚线可根据实际情况而发生变化。  
The computer-drawn pictures are only for reference, The car skirting lines are subject to change based on actual conditions.

### 可选配置

Optional configuration



轿厢 360° 全景展示

### S-K5008

- 吊顶: 喷涂钢板框架 + 亚克力 + LED 筒灯 (S-D135)
- 前壁: 发纹不锈钢
- 侧壁: 木纹钢板 (TW0141)+ 镜面不锈钢
- 后壁: 木纹钢板 (TW0141)+ 镜面不锈钢
- 轿门: 发纹不锈钢
- 地坪: 人造石 (S-DB252)

- Ceiling: Sprayed steel plate frame + acrylic+LED downlights (S-D135)
- Front wall: Hairline stainless steel
- Side wall: Wood grain finished(TW0141)+ Mirror stainless steel
- Rear wall: Wood grain finished(TW0141)+ Mirror stainless steel
- Car door: Hairline stainless steel
- Floor: Artificial stone (S-DB252)

图片系电脑绘制, 可能与实际图有不同, 具体以实物为准, 轿厢踢脚线可根据实际情况而发生变化。  
The computer-drawn pictures are only for reference, The car skirting lines are subject to change based on actual conditions.

# 选配轿厢装饰和设计

## Optional car decoration and design

### 可选配置

Optional configuration



轿厢 360° 全景展示

### S-G5009

- 吊顶：不锈钢 + 亚克力 (S-D123)
- 前壁：发纹不锈钢
- 侧壁：发纹不锈钢
- 后壁：安全夹胶玻璃
- 扶手：拉丝不锈钢圆管 (S-FS510)
- 地板：人造石 (S-DB253)

Ceiling: Sainless steel + acrylic (S-D123)  
 Front wall: Hairline stainless steel  
 Side wall: Hairline stainless steel  
 Rear wall: Safety laminated glass  
 Handrail : Round brushed stainless steel tube (S-FS510)  
 Floor: Artificial stone (S-DB253)

图片系电脑绘制，可能与实际图有不同，具体以实物为准，轿厢踢脚线可根据实际情况而发生变化。  
 The computer-drawn pictures are only for reference, The car skirting lines are subject to change based on actual conditions.

### 可选配置

Optional configuration



轿厢 360° 全景展示

### S-G5010


- 吊顶：镜面不锈钢 + 亚克力灯饰 + 筒灯 (S-D115)
- 前壁：发纹不锈钢
- 侧壁：发纹不锈钢 + 夹胶玻璃
- 后壁：安全夹胶玻璃
- 扶手：拉丝不锈钢圆管 (S-FS511)
- 地板：人造石 (S-DB252)

Ceiling: Mirror stainless steel + acrylic lamp decoration + downlight (S-D115)  
 Front wall: Hairline stainless steel  
 Side wall: Hairline stainless steel + laminated glass  
 Rear wall: Safety laminated glass  
 Handrail : Round brushed stainless steel tube (S-FS511)  
 Floor: Artificial stone (S-DB252)

图片系电脑绘制，可能与实际图有不同，具体以实物为准，轿厢踢脚线可根据实际情况而发生变化。  
 The computer-drawn pictures are only for reference, The car skirting lines are subject to change based on actual conditions.

# 人机界面

## Human-machine interface



**COP102**  
标配 Standard

### 可选显示 (有偿)

Display optional (charged)

面板材质: 发纹不锈钢  
按钮: 微行程按钮  
显示屏: 标配 7 英寸彩色液晶显示  
显示屏可选尺寸: 10.1 英寸、12 英寸  
(根据轿厢大小, 可能有尺寸限制)  
(显示屏画面可根据客户要求定制)

Panel material: hairline stainless steel  
Button: micro-stroke button  
Display screen: Standard 7" LCD display screen  
Available size of the display: 10.1" 12"  
(Size of the display shall comply with that of the elevator car)  
(the display screen can be customized according to customer requirements)



10.1 英寸  
10.1"



12 英寸  
12"


### 召唤指示器

Calling indicator box



#### LOP106

无底盒标配  
Standard none bottom case  
钢化玻璃  
段码显示  
Toughened glass  
Segment display



#### LOP106 Max

无底盒选配  
Optional none bottom case  
钢化玻璃  
段码显示  
Toughened glass  
Segment display

### 残疾人操作箱

Operation panel for disabled



#### COP105

有偿选配  
Charged optional  
发纹不锈钢  
Hairline stainless steel

操作箱可选材质 (有偿): 镜面不锈钢 / 镀钛不锈钢  
Control box operation material (charged): mirror stainless steel / titanium-plating stainless steel

图片系电脑绘制, 可能与实际图有不同, 具体以实物为准。  
The computer-drawn pictures are only for reference.

## 人造石地板 Artificial stone floor



S-DB251



S-DB252



S-DB253

## 钢板彩妆 Decorated steel



CW8004



TW0141



CW1775

## 可选扶手 Optional handrail



#### S-FS501

发纹不锈钢圆管  
Hairline stainless steel round tube



#### S-FS502

镜面不锈钢镀钛圆管  
Mirror stainless steel titanium plating round tube



#### S-FS503

发纹不锈钢扁扶手  
Hairline stainless steel flat handrail



#### S-FS505

镜面不锈钢镀钛圆管+实木  
Mirror stainless steel titanium plating round tube + wood

图片系电脑绘制, 可能与实际图有不同, 具体以实物为准。  
The computer-drawn pictures are only for reference.

# 侯梯厅设计

## Elevator lobby design



**S-TM601**  
窄型门套 Narrow type door jamb  
厅门: 喷涂钢板 (银河灰 S-PF803) Landing door: Sprayed steel plate (Galaxy gray)  
门套: 喷涂钢板 (银河灰 S-PF803) Jamb: Sprayed steel plate (Galaxy gray)



**S-TM602**  
大门套 Wide door jamb  
厅门: 发纹不锈钢 Landing door: hairline stainless steel  
门套: 发纹不锈钢 Jamb: hairline stainless steel




**S-TM603**  
幕板式大门套 Screen type wide door jamb  
厅门: 镜面不锈钢 Landing door: mirror stainless steel  
门套: 镜面不锈钢 Jamb: mirror stainless steel




**S-TM605**  
幕板式斜角大门套 Screen type oblique angle wide door jamb  
厅门: 镀钛蚀刻不锈钢 Landing door: titanium etched stainless steel(S-SK729)  
门套: 镀钛不锈钢 Jamb: titanium stainless steel

### 可选蚀刻不锈钢


Optional etched stainless steel




S-SK720




S-SK721




S-SK722




S-SK723




S-SK724




S-SK725



S-SK726



S-SK727



S-SK728

### 可选喷粉颜色

Optional dusting color



**S-PF801**  
象牙黄 Ivory yellow



**S-PF802**  
天空灰 Sky gray



**S-PF803**  
银河灰 Galaxy gray

图片系电脑绘制, 可能与实际图有不同, 具体以实物为准。  
The computer-drawn pictures are only for reference.


图片系电脑绘制, 可能与实际图有不同, 具体以实物为准。  
The computer-drawn pictures are only for reference.

## 装潢系列

### Decoration series

#### 可选吊顶

Optional ceiling



#### S-D112

喷涂钢板框架, 亚克力  
Sprayed steel plate frame, acrylic



#### S-D113

喷涂钢板框架, 亚克力  
Sprayed steel plate frame, acrylic



#### S-D115

标配喷涂钢板框架 (选配不锈钢框架), 亚克力  
Standard sprayed steel plate frame  
(Optional stainless steel frame), acrylic



#### S-D117

标配喷涂钢板框架 (选配不锈钢框架), 亚克力  
Standard sprayed steel plate frame  
(Optional stainless steel frame), acrylic



#### S-D118

标配喷涂钢板框架 (选配不锈钢框架), 筒灯, LED 灯带  
Standard sprayed steel plate frame  
(Optional stainless steel frame), spotlight, LED Strip



#### S-D130

标配喷涂钢板框架 (选配不锈钢框架), LED 灯带  
Standard sprayed steel plate frame  
(Optional stainless steel frame), LED Strip

## 产品技术信息

### Product technical information



请扫描下方二维码可获取更多关于 S500 产品技术信息。  
Please scan the QR code below for more technical information  
about S500 products.



电气功能表  
Electrical function table



技术规格表  
Technical specification sheet

# 售后服务

## After-sales service



### 专业领跑未来

施密特电梯拥有一支经验丰富、技术先进的安装团队，为用户提供各类电梯、扶梯安装服务，给用户带去无微不至的关怀。施密特电梯针对不同电梯的制定出个性化的维护保养方案，致力于推行高安全、高品质的用户体验，以完善的服务机制和全面的网络体系，第一时间响应客户需求，将维保服务打造成为企业的核心竞争力之一。

#### Expertise Leads the Future

Schmidt Elevator has an experienced expertise installation team, providing the installation service of all kinds of elevators for customers. In order that the customers experience safety and high quality, Schmidt Elevator provides tailor-made maintenance plans according to different elevators. With our complete service system and network, we can response to the customers' needs in the first time, which makes maintenance service one of our core competitiveness.

### 优秀的安装维保团队

拥有一批经过专业安装维保和服务意识培训的优秀队伍，按照统一的服务流程和标准的服务内容，为客户提供高品质服务。

#### Excellent installation and maintenance team

It has a group of excellent teams trained in professional installation, maintenance and service awareness, according to the unified service process and standard service content, provide customers with high-quality services.



### 故障远程监控服务

建立三方通话系统和故障代码手机反馈系统。实现故障远程监控服务。

#### Remote monitoring service

We built a three-way calling system and an error code cellphone feedback system., which helps to realize our remote monitoring service.

### 24 小时全天候

应急故障处理，24 小时监控，24 小时服务。

#### 24H round-the-clock service

Emergency troubleshooting, 24-hour monitoring and 24-hour service.

### 实时监控

维保完成后，维保人员将扫描二维码，将电梯相关数据及本次维保内容传送到公司，以便对电梯的维保情况进行实时监控。

#### Real-time monitoring

After finishing the maintenance work, staff will scan the QR code and send the elevator data and maintenance condition to the company, so that Schmidt Elevator can realize the Real-Time Monitoring of elevator maintenance.

### 城市驻点服务

实现区县主要城市驻点服务，是行业内服务体系覆盖较广的公司。

#### Service station net

With service stations in the main cities, Schmidt Elevator is the company with the largest service station net.

### 行业领先

实行物联网全面开通使用。

#### Lead the industry

Implement the Internet of Things to fully open and use.