

Fringer EF-FX Pro II/III, EF-FX II and EF-FX Ultra User's Manual

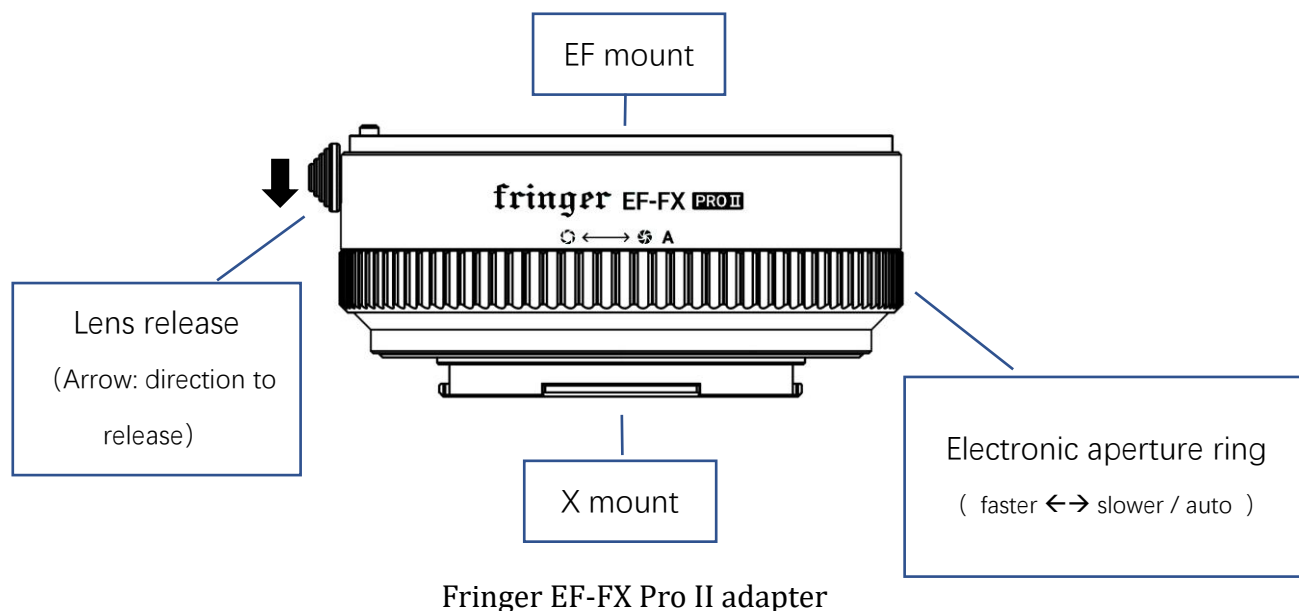
Notice: Setting shutter speed manually can avoid aperture noises during view finding.

See sector 3.2 for details.

1. Introduction

This product is compatible with Canon EF mount and Fujifilm X mount protocols. It can control lens' aperture electronically, auto focus and report lens information for EXIF recording.

There are three versions. The **Pro** version has a built-in electronic aperture ring, which sets aperture values like native XF lenses. The standard version doesn't have an aperture ring, and the aperture value can only be set through the camera body. The **Ultra** version has a built-in focal reducer/speed booster with a magnification of approximately 0.74X. You get an aperture that is approximately 1 stop faster and a view angle closer to a full-frame camera.



2. Compatibility

This adapter works on X mount cameras. However, due to capability differences of different camera models, its performance may vary.

On cameras equipped with none X-Trans CMOS or X-Trans I CMOS, such as X-A series, X-E1 and X-Pro1, since the camera body lacks PDAF support, adapted lenses can only work under CDAF mode. AF speed may be slow. And for some lenses AF accuracy may not be good, either. If its performance can't satisfy you, MF is recommended.

On cameras equipped with X-Trans II/III/IV/V CMOS, as those PDAF focus points are activated, AF becomes faster and more accurate. Since PDAF region of X-Trans II CMOS is much smaller, X-Trans III/IV/V based cameras are recommended.

We have tested and optimized over 210 models of EF mount lenses. All optimized lenses can activate all the PDAF focus points and gain a better AF performance. However, the EF mount is a huge

system and there are so many different lens models. A lot of them have not been tested and optimized, yet. Most of them would work on the adapter. However, the AF performance may be lower as PDAF may not work at all. And a small amount of them may not be compatible. If you encounter a poor AF performance or compatibility issues, please wait for us to test and optimize that lens and support it in future firmware updates.

See the attached list at the end for tested and optimized lens models. The Ultra version doesn't support EF-S lenses even though they are listed. The lens may failed to be installed or there may be dark corners. These are physical limitations rather than adapter failures.

3. Function descriptions

3.1 Lens self-test

When you install a lens on the adapter and power on the camera for the first time, the adapter may drive lens' AF module to the close end and then to infinity to do a self-test and calibration. All lenses not on the optimized lens list and some of lenses on that list will do the self-test. During this procedure, please do not touch the MF ring of the lens. Or you may interfere with the calibration. If there is something wrong with the self-test procedure, the AF function may not be in a normal state. If that happens, turning on and then turning off the camera at once will clear the defective calibration data. Installing another lens and power on the camera will do the same.

3.2 Setting aperture and shutter speed value

The pro version is equipped with an electronic aperture ring similar to some Fujifilm XF lenses. Looking down to the top of the camera, turning it left increases aperture while turning it right decreases it. When it is turned to the smallest aperture setting, one more step brings it to the Auto mode under which the aperture will be decided by the camera. Each step of movement is 1/3 EV which is the same as XF lenses.

Like some XC lenses, the standard and Ultra versions need the camera's command dial to set the aperture value. Please refer to the camera's manual for more details.

On pro version, if you want to set the aperture value through the camera body as on standard version, you may install standard version's firmware for it. See sector 4 for detailed procedures. Be noted that the electronic aperture ring will be totally disabled after you do that. If you want to restore its function, just reinstall the pro version firmware.

For newer camera models released after X-H1 and X-T3, you may set "A" of aperture ring to "Command" ("BUTTON/DIAL SETTING" -> "APERTURE RING SETTING (A)" -> "COMMAND"). After doing this, turning the aperture ring to the end to "A" position activates camera body's command dial (default is front dial) for the aperture setting. Now you can switch between aperture ring and command dial freely without flashing different firmware version.

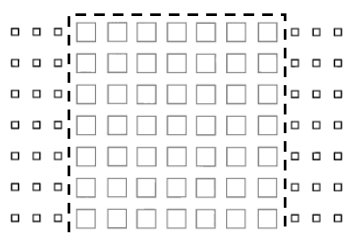
Using the Ultra version adapter, you get an aperture approximately 1 stop faster. For example, you get a max aperture of approximately F1.0 when using an EF50/1.4 lens.

You may set shutter speed through the command dials on camera. During view finding, when environment brightness changes, the lens aperture blades may move frequently with a little noise and slightly flashing of LCD or EVF. It only occurs when both AF and aperture priority are enabled. That's a unique behavior of Fujifilm mirrorless. Native XF lenses behave the same. But their aperture motor moves so fast and silently that you will never notice. However, EF lenses' aperture motor moves slower and noisier. If you want to avoid it, manually set shutter speed by moving shutter speed dial to any position other than 'A'. Of course you may still set shutter speed to auto if that's tolerable. Be noted that if "PREVIEW EXP./WB IN MANUAL MODE" in the camera menu is set to "OFF", the described issue may occur even the shutter speed is set manually.


For some of the zoom lenses not in the optimized lens list, max aperture value may not be correctly displayed. But their functions would be OK. The aperture display issue will be eliminated when the lens is added to the optimized lens list in the future through firmware update.

3.3 Setting AF modes

For a better AF performance, please always use phase detection focus points. See the dashed box in the following charts (X-Trans II and III only). For cameras equipped with X-Trans III CMOS, e.g. X-H1, X-Pro2, X-T2, X-T20 and X-E3, use central 7 x 7 among all 91 AF points. For cameras equipped with X-Trans II CMOS, e.g. X-T1, X-T10, X-E2 and X-E2s, use central 3 x 5 among all 77 focus points. Whatever you set AF mode to AF-S or AF-C, single point or zone, the use of focus points outside the dashed box will activate CDAF and AF performance may be degraded. For X-Trans IV/V CMOS, all the AF points covering the entire sensor support PDAF. Thus, you may use any of them and get optimal performance. And WIDE/TRACKING mode also works.



X-Trans III



X-Trans II

Under the single point AF mode, setting focus point to medium size is recommended for a better AF successful rate and accuracy. Remember, small size focus point means contrast AF only and may cause degraded performance.

For cameras equipped with X-Trans IV CMOS, e.g. X-T3, **DON'T** set the camera to **boost mode** if not necessary. The camera may prefer CDAF instead of PDAF under certain circumstances in that mode. That may lead to degraded AF performance when adapting. There is no such limit on X-Trans V

cameras. You are free to use boost mode.

We have tried our best to make EF lenses work better on X mount. But please understand that different lens and camera system will never collaborate like a native system. Sometimes even lenses optimized may encounter AF issues. You may try to improve its accuracy by half pressing shutter release button more than once before releasing the shutter. Or you may try AF-C instead of AF-S mode. If necessary, please change to the MF mode.

You may change it to the MF mode by turning AF/MF switch on the lens to the MF position. The camera will be set to the MF mode automatically.

For some lenses not in the optimized lens list, PDAF may not work. Thus, you may encounter slow and inaccurate AF. Sometimes MF would be the only choice.

3.4 Lens built-in IS and camera IBIS functions

This product can activate image stabilizing functions of lenses with IS, OS or VC support. When the IS switch on the lens is turned on, the lens' IS function is controlled by "IS MODE" menu item. If it's set to "Continuous" (Mode 1), IS function is activated all the time. That may consume more power. When it's set to "Shooting only" (Mode 2), IS function is enabled when the shutter release button being half-pressed and disabled about 2 seconds after its release.


Be noted,

- Not all the lenses with IS function can active it reliably each time half-pressing the shutter release button under "Shooting only" mode. If that happens, please change to "Continuous" mode.
- When using IS lens on an IBIS body, e.g. X-H1, IBIS is disabled automatically to prevent interference with lens' IS function.
- When using none IS lens on an IBIS body, e.g. X-H1, IBIS function can be activated. The usage is the same as none IS native XF lenses. Please use "IS Mode" menu item to control it. However, **only lenses shorter than 100mm can be supported well by the IBIS.**

4. Firmware update

You need a PC or Mac and a Micro B USB cable, i.e. most Android phone's data cable (not type C), to upgrade the adapter.

- 1) Download new firmware from Fringer's website. Be noted that there are three versions, i.e. Pro version, standard version and Ultra version. Choose the correction version! For example 'EFX2_100P.BIN' is v1.00 for **Pro** version, 'EFX2_100S' is v1.00 for **standard** version, and 'EFX2_100U' is v1.00 for **Ultra** version.
- 2) Get the adapter off the camera. Make sure not to connect the adapter with the computer while it is installed on a camera body.



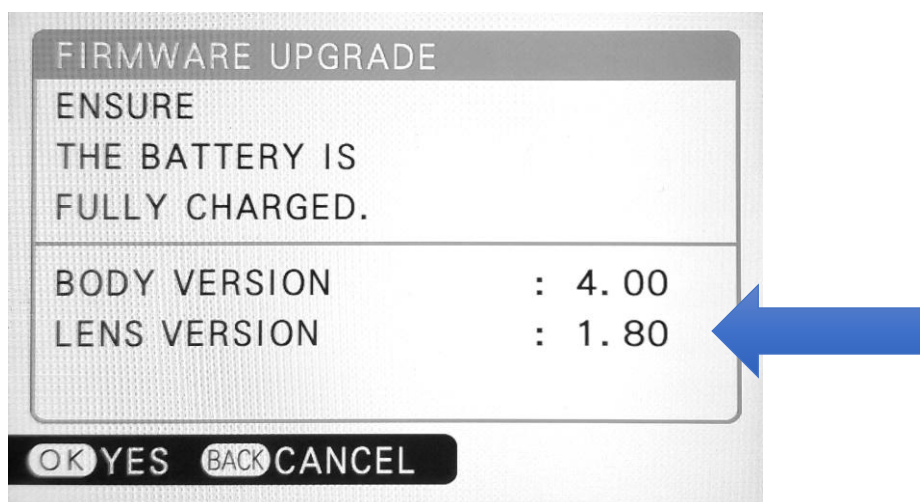
- 3) Plug the USB cable to the Micro USB port located inside the lens mount of the adapter.
- 4) Connect the other end of the cable to a USB port of your PC or MAC. Then a mobile drive named 'FRINGER' emerges. Open 'VERSION.TXT' on that drive and check current firmware version (the line begins with 'Version:').
- 5) If upgrading is needed, copy the downloaded firmware file to the drive named 'FRINGER'. Wait for about 20 seconds. Ignore any error messages about the drive. The adapter would disconnect itself and reconnect. The 'FRINGER' drive would appear again. If it doesn't reconnect automatically, disconnect the USB cable and reconnect it with the computer.
- 6) Check VERSION.TXT again and make sure its firmware version has changed to the new one.

Note: Do not copy files other than the official firmware to the adapter.

Troubleshooting:

Some of the cables in the market are for charging only and not suitable for data transfer. Thus, if you can't find the "FRINGER" drive when adapter is connected to the computer, check your cable!

You may also read the adapter's firmware version by Fujifilm's method, i.e. press and hold DISP button before power on the camera. The "Lens version" on the screen is actually the adapter's firmware version. See the following figure.



5. Tested and optimized lens list (Gen 2/3 firmware v2.90)

Canon EF/EFS (131)

Canon EF 14mm f/2.8 L II USM	Canon EF 300mm f/4 L USM + 1.4X	Canon EF 28-135mm f/3.5-5.6 IS USM
Canon EF 24mm f/1.4L II USM	Canon EF 300mm f/4 L IS USM	Canon EF 70-200mm f/2.8L USM
Canon EF 24mm f/2.8 IS USM	Canon EF 300mm f/4 L IS USM + 1.4X	Canon EF 70-200mm f/2.8L USM + 1.4X
Canon EF 28mm f/1.8 USM	Canon EF 400mm f/2.8 L USM	Canon EF 70-200mm f/2.8L USM + 2X
Canon EF 28mm f/2.8 IS USM	Canon EF 400mm f/2.8 L USM + 1.4X	Canon EF 70-200mm f/2.8L IS USM
Canon EF 35mm f/1.4L USM	Canon EF 400mm f/2.8 L USM + 2X	Canon EF 70-200mm f/2.8L IS USM + 1.4X
Canon EF 35mm f/1.4L II USM	Canon EF 400mm f/2.8L IS II USM	Canon EF 70-200mm f/2.8L IS USM + 2X

Canon EF 35mm f/2	Canon EF 400mm f/2.8L IS II USM + 1.4X	Canon EF 70-200mm f/2.8L IS II/III USM
Canon EF 35mm f/2 IS USM	Canon EF 400mm f/2.8L IS II USM + 2X	Canon EF 70-200mm f/2.8L IS II/III USM + 1.4X
Canon EF 40mm f/2.8 STM	Canon EF 400mm f/4 DO IS USM	Canon EF 70-200mm f/2.8L IS II/III USM + 2X
Canon EF 50mm f/1.0 L USM	Canon EF 400mm f/4 DO IS USM + 1.4X	Canon EF 70-200mm f/4L USM
Canon EF 50mm f/1.2L USM	Canon EF 400mm f/4 DO IS II USM	Canon EF 70-200mm f/4L USM + 1.4X
Canon EF 50mm f/1.4 USM	Canon EF 400mm f/4 DO IS II USM + 1.4X	Canon EF 70-200mm f/4L USM + 2X
Canon EF 50mm f/1.8 STM	Canon EF 400mm f/5.6 L USM	Canon EF 70-200mm f/4L IS USM
Canon EF 85mm f/1.2L USM	Canon EF 400mm f/5.6 L USM + 1.4X	Canon EF 70-200mm f/4L IS USM + 1.4X
Canon EF 85mm f/1.2L II USM	Canon EF 500mm f/4L IS USM	Canon EF 70-200mm f/4L IS II USM
Canon EF 85mm f/1.4 L IS USM	Canon EF 500mm f/4L IS USM + 1.4X	Canon EF70-210mm f/3.5-4.5 USM
Canon EF 85mm f/1.8 USM	Canon EF 500mm f/4L IS II USM	Canon EF 70-300mm f/4-5.6L IS USM
Canon EF 100mm f/2.8L IS USM	Canon EF 500mm f/4L IS II USM + 1.4X	Canon EF 70-300mm f/4.0-5.6 IS USM
Canon EF 100mm f/2.8 Macro USM	Canon EF 500mm f/4L IS II USM + 2X	Canon EF 70-300mm f/4-5.6 IS II USM
Canon EF 100mm f/2 USM	Canon EF 600mm f/4L IS USM	Canon EF 70-300mm f/4.5-5.6 DO IS USM
Canon EF 135mm f/2 L USM	Canon EF 600mm f/4L IS USM + 1.4X	Canon EF 100-400mm f/4.5-5.6 L IS USM
Canon EF 135mm f/2 L USM + 1.4X	Canon EF 600mm f/4L IS II USM	Canon EF 100-400mm f/4.5-5.6 L IS USM + 1.4X
Canon EF 135mm f/2 L USM + 2X	Canon EF 600mm f/4L IS II USM + 1.4X	Canon EF 100-400mm f/4.5-5.6 L IS II USM
Canon EF 180mm f/3.5 L USM	Canon EF 600mm f/4L IS II USM + 2X	Canon EF 100-400mm f/4.5-5.6 L IS II USM + 1.4X
Canon EF 200mm f/1.8L USM	Canon EF 600mm f/4L IS III USM	Canon EF 100-400mm f/4.5-5.6 L IS II USM + 2X
Canon EF 200mm f/1.8L USM + 1.4X	Canon EF 600mm f/4L IS III USM + 1.4X	Canon EF 200-400mm f/4L IS USM
Canon EF 200mm f/1.8L USM + 2X	Canon EF 600mm f/4L IS III USM + 2X	Canon EF 200-400mm f/4L IS USM + 1.4X
Canon EF 200mm f/2 L IS USM	Canon EF 800mm f/5.6L IS USM	Canon EF-S 24mm f/2.8 STM
Canon EF 200mm f/2 L IS USM + 1.4X	Canon EF 800mm f/5.6L IS USM + 1.4X	Canon EF-S 35mm f/2.8 Macro IS STM
Canon EF 200mm f/2 L IS USM + 2X	Canon EF 800mm f/5.6L IS USM + 2X	Canon EF-S 60mm f/2.8 Macro USM
Canon EF 200mm f/2.8L II USM	Canon EF 8-15mm f/4L Fisheye USM	Canon EF-S 10-18mm f/4.5-5.6 IS STM
Canon EF 200mm f/2.8L II USM + 1.4X	Canon EF 11-24mm f/4L USM	Canon EF-S 10-22mm f/3.5-4.5 USM
Canon EF 200mm f/2.8L II USM + 2X	Canon EF 16-35mm f/2.8L II USM	Canon EF-S 15-85mm f/3.5-5.6 IS USM
Canon EF 300mm f/2.8L USM	Canon EF 16-35mm f/2.8L III USM	Canon EF-S 17-55mm f2.8 IS USM
Canon EF 300mm f/2.8L USM + 1.4X	Canon EF 16-35mm f/4L IS USM	Canon EF-S 17-85mm f4-5.6 IS USM
Canon EF 300mm f/2.8L USM + 2X	Canon EF 17-40mm f/4L USM	Canon EF-S 18-55mm f/3.5 -5.6 IS II
Canon EF 300mm f/2.8L IS USM	Canon EF 24-70mm f/2.8L USM	Canon EF-S 18-55mm f/3.5-5.6 IS STM
Canon EF 300mm f/2.8L IS USM + 1.4X	Canon EF 24-70mm f/2.8L II USM	Canon EF-S 18-55mm f/4-5.6 IS STM
Canon EF 300mm f/2.8L IS USM + 2X	Canon EF 24-70mm f/4L IS USM	Canon EF-S 18-135mm f/3.5-5.6 IS STM
Canon EF 300mm f/2.8L IS II USM	Canon EF 24-105mm f/4L IS USM	Canon EF-S 18-135mm f/3.5-5.6 IS USM
Canon EF 300mm f/2.8L IS II USM + 1.4X	Canon EF 24-105mm f/4L IS II USM	Canon EF-S 18-200mm f/3.5-5.6 IS
Canon EF 300mm f/2.8L IS II USM + 2X	Canon EF 24-105mm f/3.5-5.6 IS STM	Canon EF-S 55-250mm F4-5.6 IS STM
Canon EF 300mm f/4 L USM	Canon EF 28-70mm f/2.8L USM	

Sigma, Tamron, Tokina, Samyang, Yongnuo & Laowa (86)

SIGMA 14mm F1.8 DG HSM A017	Sigma 24-105mm f/4 DG OS HSM A013	TAMRON SP 15-30mm F/2.8 Di VC USD G2
SIGMA 20mm F1.4 DG HSM A015	Sigma 28-80mm F/3.5-5.6 Aspherical Macro II	TAMRON 16-300mm F/3.5-6.3 Di II VC PZD B016
SIGMA 24mm F1.4 DG HSM A015	SIGMA 50-100mm F1.8 DC HSM A016	TAMRON 17-35mm f/2.8-4 Di OSD A037
Sigma 24mm F1.8 EX DG ASPHERICAL MACRO	SIGMA AF 50-150mm f/2.8 EX DC HSM	TAMRON SP AF 17-50mm F/2.8 XR Di II VC LD B005
SIGMA 28mm F1.4 DG HSM A019	Sigma 50-150mm F2.8 EX DC APO OS HSM	TAMRON 18-400mm F/3.5-6.3 Di II VC HLD B028
SIGMA 30mm F1.4 DC HSM A013	SIGMA 60-600mm f/4.5-6.3 DG OS HSM S018	TAMRON SP 24-70mm F/2.8 Di VC USD A007
SIGMA 35mm F1.4 DG HSM A012	SIGMA 70-200mm f/2.8 DG OS HSM S018	TAMRON SP 24-70mm F/2.8 Di VC USD G2
SIGMA 40mm F1.4 DG HSM A018	SIGMA 70-200mm f/2.8 DG OS HSM S018 + 1.4X	TAMRON SP 28-75mm F/2.8 XR Di LD (IF) A09
SIGMA 50mm F1.4 DG HSM A014	SIGMA 70-200mm f/2.8 DG OS HSM S018 + 2X	TAMRON 35-150 f/2.8-4 Di VC OSD A043
SIGMA 70mm F2.8 DG MACRO A018	SIGMA APO 70-200mm f/2.8 EX DG OS HSM	TAMRON SP 70-200mm F/2.8 Di VC USD A009
SIGMA 85mm F1.4 EX DG HSM	SIGMA APO 70-200mm f/2.8 EX DG OS HSM + 1.4X	TAMRON SP 70-200mm F/2.8 Di VC USD G2 A025
SIGMA 85mm F1.4 DG HSM A016	SIGMA APO 70-200mm f/2.8 EX DG OS HSM + 2X	TAMRON SP 70-210mm F/4 Di VC USD A034
SIGMA 105mm F1.4 DG HSM A018	SIGMA 100-400mm F5-6.3 DG OS HSM	TAMRON SP 70-300mm f/4.0-5.6 Di VC USD A005
SIGMA 135mm F1.8 DG HSM A017	SIGMA APO 120-300mm F2.8 EX DG OS	TAMRON 100-400mm F/4.5-6.3 Di VC USD A035
SIGMA 150mm F/2.8 APO EX DG HSM Macro	SIGMA APO 120-300mm F2.8 EX DG OS	TAMRON SP 150-600mm F/5-6.3 Di VC USD G2 A022
SIGMA APO MACRO 180mm F2.8 EX DG OS HSM	SIGMA APO 120-300mm F2.8 EX DG OS	TAMRON SP 200-500mm F/5-6.3 Di LD (IF) A08
SIGMA APO MACRO 180mm F2.8 EX DG OS HSM + 1.4X	SIGMA 120-300mm f/2.8 DG OS HSM S013	TOKINA Opera 50mm f/1.4 FF
SIGMA 500mm F4 DG OS HSM S016	SIGMA 120-300mm f/2.8 DG OS HSM S013	TOKINA AT-X M100 PRO D Macro 100mm f2.8
SIGMA 500mm F4 DG OS HSM S016 + 1.4X	SIGMA 120-300mm f/2.8 DG OS HSM S013	Tokina atx-i 100mm F2.8 FF MACRO
SIGMA 500mm F4 DG OS HSM S016 + 2X	SIGMA 150-500/5-6.3 APO DG OS HSM	TOKINA ATX 11-16mm f2.8 PRO DX (I & II)
SIGMA 500mm f/4.5 EX DG APO HSM	SIGMA 150-600mm F5-6.3 DG OS HSM C015/S014	TOKINA ATX 11-20mm f2.8 PRO DX
Sigma 8-16mm F4.5-5.6 DC HSM	SIGMA 105mm F2.8 EX DG OS HSM MACRO	TOKINA ATX-i 11-20mm f2.8 CF
SIGMA 14-24mm f/2.8 DG HSM A018	TAMRON SP 35mm F1.4 Di USD F045	TOKINA ATX SD 14-20mm f2.0 PRO DX
Sigma 17-50mm F2.8 EX DC OS HSM	TAMRON SP 35mm F/1.8 Di VC USD F012	Tokina AT-X 24-70mm f/2.8 PRO FX
SIGMA 17-70mm F2.8-4 DC MACRO OS HSM C013	TAMRON SP 45mm F/1.8 Di VC USD F013	SAMYANG AF 85mm f1.4 EF
SIGMA 18-200mm F3.5-6.3 DC MACRO OS HSM C014	TAMRON SP 85mm F/1.8 Di VC USD F016	YONGNUO 50mm f1.4
SIGMA 18-35mm F1.8 DC HSM A013	Tamron SP 90mm F/2.8 Di VC USD Macro F004	LAOWA 180mm f/4.5 1.5X Ultra Macro APO
SIGMA 24-35mm F2.0 DG HSM A015	TAMRON 10-24mm F/3.5-4.5 Di II VC HLD B023	LAOWA AF FF 200mm f/2 C-Dreamer
SIGMA 24-70mm f/2.8 DG OS HSM A017	TAMRON SP 15-30mm F/2.8 Di VC USD	