


Mono PERC 166mm 120 Cells

MS(360-380)MB-60H Transparent Bifacial


360/365/370/375/380 WP



APPLICATIONS >>



On-grid residential
roof-tops



On-grid commercial/
industrial roof-tops



High customer value

- Lower LCOE (Levelized Cost Of Energy), reduced BOS (Balance Of System) cost, shorter payback time
- Lower guaranteed first year and annual degradation
- Designed for compatibility with existing mainstream system components
- Higher return on Investment



High energy yield

- Excellent IAM (Incident Angle Modifier) and low irradiation performance, validated by 3rd party certifications
- The unique design provides optimized energy production under inter-row shading conditions



High reliability

- Minimized micro-cracks with innovative non-destructive cutting technology
- Ensured PID resistance through cell process and module material control
- Resistant to harsh environments such as salt, ammonia, sand, high temperature and high humidity areas
- Mechanical performance up to 5400 Pa positive load and 2400 Pa negative load
- Class-C fire safety test passed



High power up to 380W

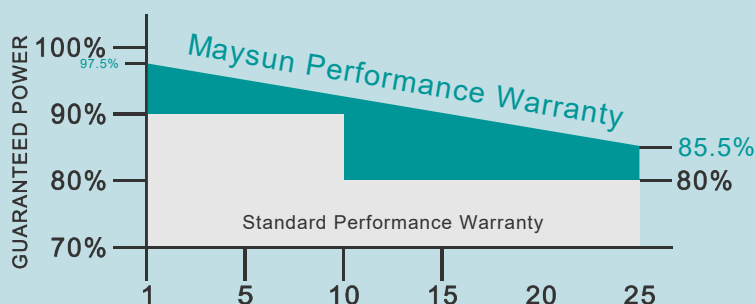
- Large area cells based on 166mm silicon wafers and 1/2-cut cell technology
- Up to 20.54% module efficiency with high density interconnect technology
- Multi-busbar technology for better light trapping effect lower series resistance and improved current collection

MAXIMUM EFFICIENCY

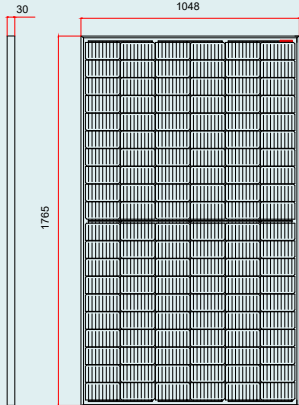
20.54%

POSITIVE POWER
TOLERANCE

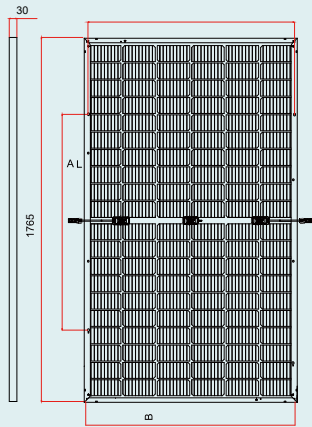
0 ~ +5W



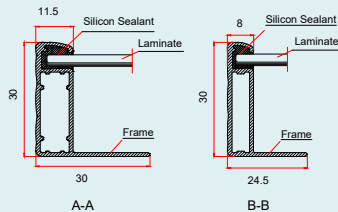
DIMENSIONS OF PV MODULE(mm)



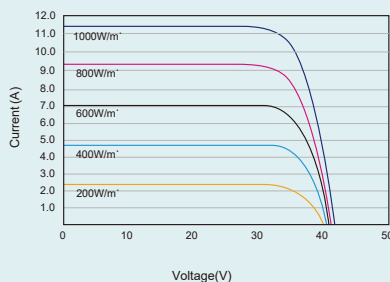
Front View



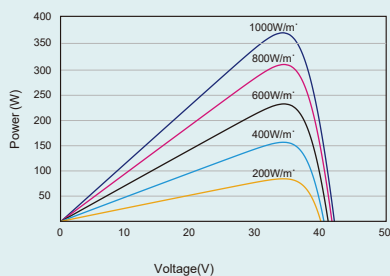
Back View



I-V CURVES OF PV MODULE(370W)



P-V CURVES OF PV MODULE(370W)



ELECTRICAL DATA (STC)

Peak Power Watts- P_{MAX} (Wp)*	360	365	370	375	380	
Power Tolerance- P_{MAX} (W)	0 ~ +5					
Maximum Power Voltage- V_{MPP} (V)	33.6	33.9	34.2	34.4	34.7	
Maximum Power Current- I_{MPP} (A)	10.70	10.76	10.82	10.89	10.96	
Open Circuit Voltage- V_{OC} (V)	40.7	41.0	41.3	41.6	41.9	
Short Circuit Current- I_{SC} (A)	11.24	11.30	11.37	11.45	11.52	
Module Efficiency η_m (%)	19.46	19.73	20.0	20.27	20.54	

STC: Irradiance 1000W/m², Cell Temperature 25°C,
Air Mass AM1.5. *Measuring tolerance: $\pm 3\%$.

ELECTRICAL DATA (NOCT)

Maximum Power- P_{MAX} (Wp)	271	275	279	283	287	
Maximum Power Voltage- V_{MPP} (V)	31.5	31.8	32.0	32.2	32.5	
Maximum Power Current- I_{MPP} (A)	8.60	8.65	8.71	8.77	8.83	
Open Circuit Voltage- V_{OC} (V)	38.3	38.6	38.9	39.2	39.4	
Short Circuit Current- I_{SC} (A)	9.06	9.10	9.16	9.23	9.28	

NOCT: Irradiance at 800W/m², Ambient Temperature 20°C, Wind Speed 1m/s.

MECHANICAL DATA

Solar Cells	Monocrystalline
Cell Orientation	120 cells
Module Dimensions	1765×1048×30 mm (69.49×41.25×1.18 inches)
Weight	20 kg
Glass	3.2 mm (0.13 inches), High Transmission, AR Coated Heat Strengthened Glass
Encapsulant Material	EVA
Backsheet	Transparent
Frame	30 mm(1.18 inches) White, anodized aluminium alloy
J-Box	IP 68 rated (3 bypass diodes)
Cables	Photovoltaic Technology Cable 4.0mm ² (0.006 inches ²) Portrait: N 300mm/P 300mm(11.02/11.02 inches) Length can be customized
Connector	MC4

*Please refer to regional datasheet for specified connector.

TEMPERATURE RATINGS

NOCT(Nominal Operating Cell Temperature)	43°C ($\pm 2^\circ\text{C}$)
Temperature Coe ^o cient of P_{MAX}	- 0.34%/°C
Temperature Coe ^o cient of V_{OC}	- 0.25%/°C
Temperature Coe ^o cient of I_{SC}	0.04%/°C

WARRANTY

- 15 year Product Workmanship Warranty
- 25 year Power Warranty
- 2.5% first year degradation
- 0.5% Annual Power Attenuation

*Please refer to product warranty for details.

MAXIMUM RATINGS

Operational Temperature	- 40 ~ +85°C
Maximum System Voltage	1500V DC (IEC)
	1000V DC (IEC)
Max Series Fuse Rating	20A

PACKAGING CONFIGURATION

- Modules per pallet: 37 pieces
- Modules per 40' container: 1040 pieces