

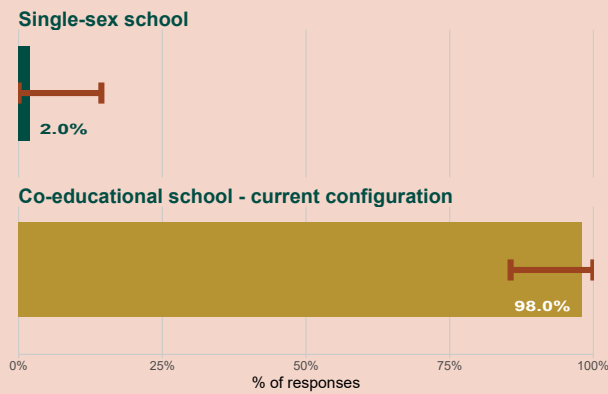
# Primary School Survey

## School Specific Results

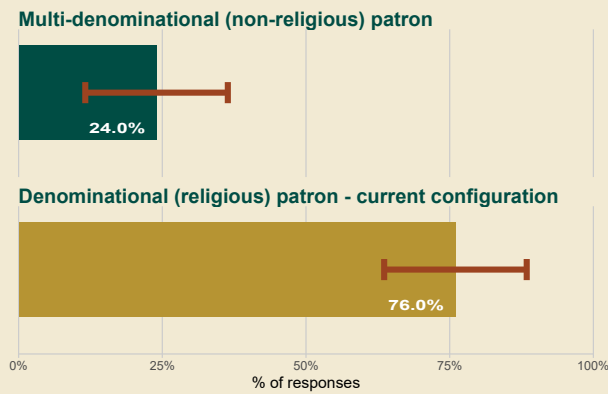
Rathgarogue N S, 16023B  
New Ross, Wexford

Results from parents and guardians with children in this school

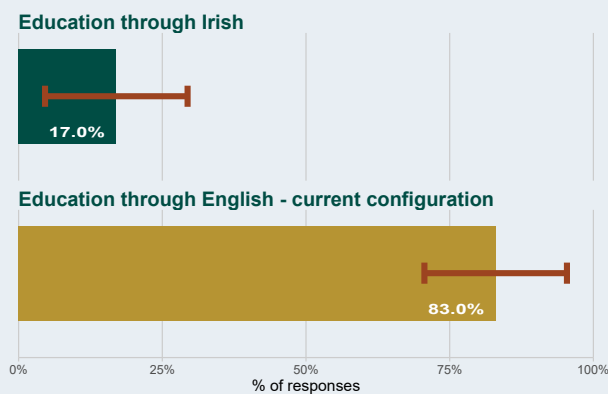
### Co-educational / single-sex preference



### Patronage / ethos preference



### Language preference



School Response Rate

35%

41 out of 116 households

Overall School Margin of Error

Preferences will be  $\pm 12.4\%$

(indicated by red bar)

## **Results from parents and guardians who indicated that they intend to enrol their children in this school in the future**

Results from parents/guardians with children not yet in school are not included in this report. This is because no parents/guardians responded to the survey or only a small number of parents/guardians responded to the survey in respect of this school. Small numbers are not shown in this report in order to keep the results reliable.

Please note that this is not part of the enrolment process and the number of future enrolments at your school will be determined by the operation of the enrolment process.

## **Next Steps**

The Department of Education and Youth has written to all schools and provided comprehensive information, including on how to understand the survey results and asking each school to reflect on their school-specific report, engage with their school community and consider if the school wishes to request to be included in the first group of schools to action the Primary School Survey results.