

Digital Clipboard™

DATAMYTE™ PRODUCTION AND QUALITY WORK PLATFORM



Transform paper processes into automated workflows

Digital Clipboard eliminates inefficient paper and manual data collection processes and automates workflows for audits, inspections, and other checklists. Lead your organization towards lower costs and higher efficiency as you improve production and quality.

Elevate your productivity and reduce costs

- Catch defects earlier to reduce costs around rework, scrap, labor, recalls and warranty claims
- Increase data traceability to track missed inspections, determine clean point, and improve reaction time to out-of-spec events
- Facilitate team collaboration
- Enforce training and work process compliance
- Scale across your work areas while showing quick ROI



DATAMYTE™
www.datamyte.com

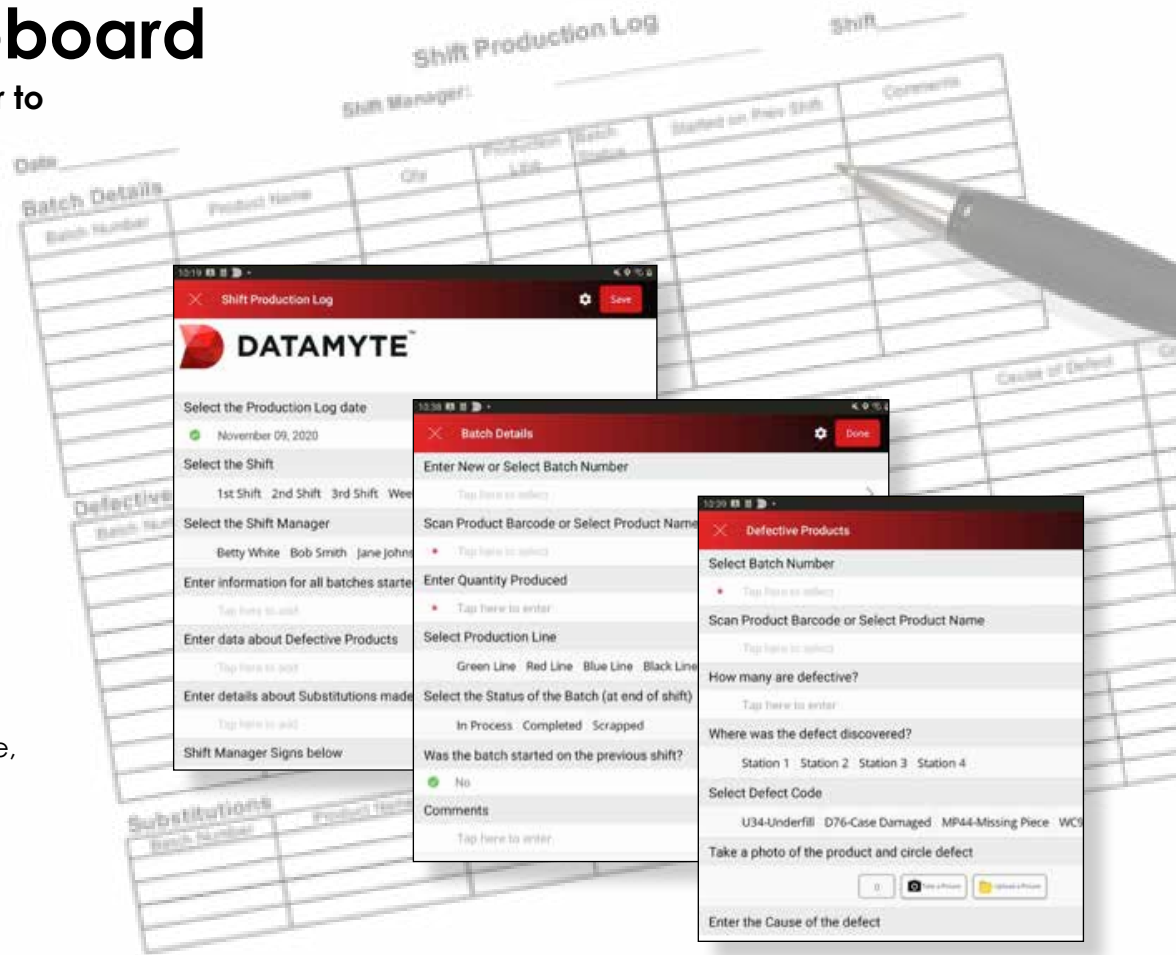
Digital Clipboard

Move away from paper to improve productivity

Eliminate the manual, paper processes of collecting data on clipboards with a digital checklist solution from DataMyte.

Turn your checklists into actionable workflow with the ability to get instant pass/fail feedback if a reading is out-of-spec or non-conforming.

Save time and improve traceability, as data is stored in a central database, from which you can report and communicate on all of your data to drive process improvement.



Broad application and functionality across industries and workflows



PRODUCTION

- Manufacturing Workplace
- Risk Assessment Checklist
- 5s Audit
- Quality Control Checklist
- Process Audit Checklist
- Sensory inspection (Taste, Texture)
- Equipment Maintenance
- Final Assembly Defect Log
- Torque Inspection



AUDITS/INSPECTIONS

- Product Inspection Checklist
- Inbound/Outbound Inspections
- End of line Inspections
- Residual Torque Management



AUTOMOTIVE

- Yard Audits
- Vehicle Inspection
- Tear Down Audits
- Layered Process Audits



SUPPLY CHAIN/LOGISTICS

- Incoming Inspection Checklist
- Dock Audits
- Transportation Checks



ENVIRONMENTAL/SAFETY

- Safety Walk Checklist
- Safety Inspection Checklist



Reducing Costs Across Your Process

- Save time and increase efficiencies with automated workflows
- Increase employee productivity and accuracy
- Enforce work process compliance
- Reduce training time
- Bring 3rd party audit processes back in-house to save costs and improve data integration
- Catch defects more quickly to reduce costs related to:
 - Rework
 - Scrap
 - Labor
 - Recalls and warranty claims
- Standardize processes across lines and/or plants



Features

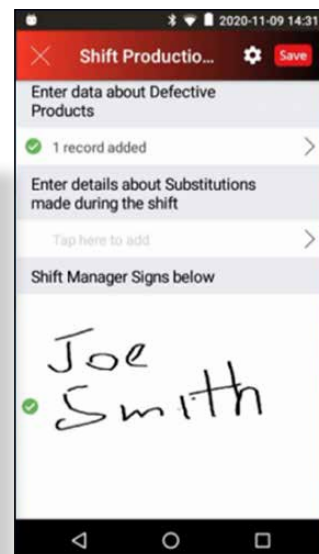
GAGE INTEGRATION	
Revolution	Tablet/Phone
Wired and Wireless gaging	Wireless gaging
Includes Lightstar Torque Wrench and up to 5,600 gages	Includes LightStar Torque Wrench and Bluetooth Sylvac gages

- Operate in remote locations without WiFi for continuous data collection
- QR/Barcode/RFID for setups and lookups
- Work assignment and validation including ID badge scanning and signature
- Photo and image capability allow for:
 - Photo annotation
 - Zoom in/out
 - Photos on an Excel report
- Visual work instruction aids support process start-up checklists
 - Required tools
 - Detailed and intuitive instructions
- On the spot alerts for out-of-spec readings promote real-time pass/fail feedback



Other Capabilities

- Photo, video and audio
- Signature
- Create or link to documents
- Multiple languages
- Date and time
- Time stamp
- Unique ID



Digital Clipboard Workflow Plans

THREE LEVELS OF CAPABILITIES TO FIT YOUR NEEDS

1

BASIC APPLICATION:

- ✓ Text box
- ✓ Choice list - Static
- ✓ Toggle
- ✓ Group header
- ✓ Sub-Forms
- ✓ Document
- ✓ Signature
- ✓ Date time
- ✓ Timestamp
- ✓ Stopwatch
- ✓ Languages
- ✓ Excel reporting with filtering
- ✓ Barcode - Capture value
- ✓ QR Code - Capture value

FREE on the
Revolution

2

SOLUTION: Plan 1, plus

- ✓ Choice list - API
- ✓ Photo with annotate
- ✓ Audio
- ✓ Video
- ✓ Static Media/Image
- ✓ Barcode w/ Lookup/Coding
- ✓ QR code w/Lookup/Coding
- ✓ Child records
- ✓ Counter
- ✓ Formula
- ✓ Unique ID
- ✓ Auto Number
- ✓ Email notification - Stunner
- ✓ Basic Scripting/Coding
- ✓ Standard set of reports
- ✓ Integration to DataMetrics Quality
- ✓ Gages/Metrology Integration

3

ENTERPRISE: Plans 1 and 2, plus

- ✓ Interfaces to other systems: ERP, MES, SAP
- ✓ Advanced Custom Scripting/Coding

Revolution

- Wired and wireless gaging
- Extremely durable
- Easy one handed or no hand operation
- Less likely to be stolen
- More secure - no unauthorized app installation or personal internet use
- Cache data collection even when not connected to WiFi
- Alerts and updates in real-time with WiFi



Tablet Samsung Galaxy Tab A7 10.4

- Wireless gaging
- Larger screen and ruggedized case protection
- Hands-free if worn with shoulder or hand strap
- Cost efficient if company already uses Android devices
- Cache data collection even when not connected to WiFi
- Alerts and updates in real-time with WiFi
- Easy to use and train as most people are familiar with a tablet



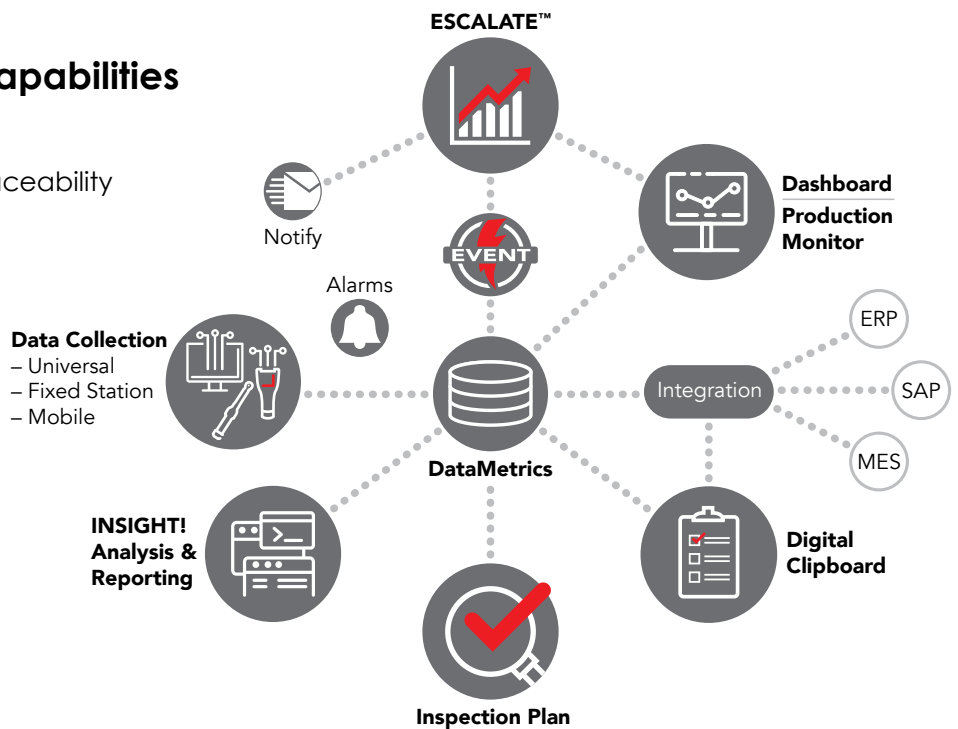
Phone Samsung Galaxy S20 FE 5G

- Wireless gaging
- Ruggedized case protection
- Ergonomic and hands-free when used with an arm/wrist band
- Cost efficient if company already uses Android devices
- Cache data collection even when not connected to WiFi
- Alerts and updates in real-time with WiFi
- Easy to use and train because of common smart phone familiarity



Integration and Enhanced Capabilities with Datametrics Database

- The centralized database provides traceability and allows for enhanced reporting and event monitoring.
- An advanced enterprise integration that leverages active directory and ties to your company's ERP, MES, SAP system is possible. This delivers enhanced reporting and visibility across all levels in the company.



ESCALATE™

Add a daily or weekly closed-loop escalations management process

- This configurable tool enables you to set the time intervals and who gets notified if issues are not handled in a timely manner.
- Rich reporting capabilities
- Communicate quicker and obtain instant feedback via SMS text or email

Characteristic	SC	Mar 01	Mar 02	Mar 03	Mar 04	Mar 05	Mar 06	Mar 07	Mar 08	Mar 09	Mar 10	Mar 11	Mar 12	Mar 13	Mar 14	Mar 15	Mar 16	Mar 17	Mar 18	Mar 19	Mar 20	Esc. %	Esc. Cld %
Recpt Gnd	▼																					0.00%	0%
Gnd Pass-Through Inside	▼												1									3.57%	0%
Gnd Pass-Through Outside	▼						1						1									10.53%	0%
MDL BCA Inside FW	▼					1											1					2.08%	0%
Connections A & B	▼									1		1					1					6.98%	0%
VP Inside	▼									1									1			3.51%	0%
Cab Skin Gnd Station	▼																					0.00%	0%
Steering Column	▼																					0.00%	0%
Steering Column	▼						1			1		1					1		1		1	10.00%	0%
Steering Pinch Bolt	▼																1					10.00%	0%
Nut Arm	▼									1												1.32%	0%
Bunk Restraint	▼						1	1				1	1						1		1	8.00%	0%
Access Grab Handles	▼				1	1	1	1			1	1	1		1		1					12.50%	0%
Access Grabhandle	▼				2	1	1				1	1	1	1	1				1			12.82%	0%
Grab Handle (3/8")	▼																					0.00%	0%
Seat Mnt Bolt	▼					1					1		1									4.69%	0%
Seat Belt Mnt Bolt	▼					1	1					2	1							1		9.38%	0%
Seat Belt Mounting Bolt	▼					1	2					1	1	1								18.75%	0%

The above **Daily Insight! Report** provides a day, week or month at-a-glance view into process control.

Send us a checklist today and we'll demo it to your team in the Digital Clipboard.

USA · BELGIUM · BRAZIL · CANADA · CHINA · GERMANY · INDIA · ITALY



DATAMYTE™
THE GLOBAL STANDARD IN QUALITY SOLUTIONS

2800 Campus Drive, Suite 60, Plymouth, MN 55441
800-455-4359 | www.datamYTE.com | info@datamYTE.com
Copyright © DATAMYTE, Inc.