



The Dispatcher

Orange Grove Quilters Guild Newsletter

Volume 45, Number 2

February 2026

President's Message

by Jan Horton, Guild President

Thank you for the opportunity to serve as your president this coming year. I look forward to working with all of you to inspire, create, build skills and make new friends along the way. Our guild has always been so supportive of each other and the guild. Whether you are stuck on your project or need help with a guild event, someone is always willing to help. This is what I love about our guild members! We have a very full year ahead of us!



A full slate of amazing speakers with a wide variety of interests. Paper piecing, Sashiko, Pet Portraits to name a few. Not to mention our "Make and Take" and member highlight! Stop by the Workshop table and sign up soon!

Our Quilt Show, Stars, Stripes and Stitches, 1776-2026, will be held September 19! Start thinking of which quilts you would like to show!! And if you like, drop into the committee meetings the last Wednesday of the month! Many hands make less work and more friends!

Two quilt retreats! The sleep over retreat at the Temecula Retreat Center April 20-22. Bring your projects and sew to your hearts content...meals are provided! **And** the second retreat, August 22-26, at a local hotel! You come and as you like, 8 am – 10 pm, leaving all your supplies if you run home to care for pets or other obligations and to sleep. More details to follow! Stay tuned!

Our Yardage Sale! Philanthropy Gator Bash! Quilt parades! Sew Days! Our monthly Ways and Means shopping opportunity!

If you have additional ideas, please let me know at the guild, by email or give me a call!

Looking forward to a great year!

Jan

In this Issue


President's Message	1	UFO Update	7	Membership News	13
February Guild Program	2	Opportunity Quilt	8	Philanthropy News	14
Calendar & Birthdays	3	Upcoming Events	9	Staying Connected	15
Community Clipboard	4	Feed Sack Fabric History	11	About the Guild	16
Workshops	5	Way and Means	12	Supporting Vendors	17



February Guild Program

by Martha Bieser, First Vice-President

Hard to believe the first month of 2026 is coming to a close. February is right around the corner and our former president, Jane Oglesby will be our presenter and lead the workshop on February 12. She will sharing her Merry Christmas Quilt pattern that she designed and wrote!!



Krista Moser will present at the March meeting and lead the Workshop **City Girl Chevron** on both March 12 and 13 as we will be sharing with the Orange County Quilt Guild. Both workshops are full!

Biography: Krista Moser is a sewing enthusiast and quilt pattern designer with more than thirty patterns under her belt since 2016. She's the creative mind behind the popular Creative Grids 60 Degree Diamond Rulers and taught sewing and quilting for over twenty-five years. With features in quilting magazines, published books, and displays in top quilt shops nationwide, Krista's passion for quilting knows no bounds.

More information about supply list is available from Pam at the Workshop desk.

My other responsibilities are related to Marine Support. We will continue to provide Baby Baskets to the Marines on a quarterly basis. Next donation will be in March.

July is the Gator Bash, date not known yet. August is our School Supply Drive and December is our Santa Toy Drive. Lots of activities! I will provide the Baby Basket list in both Facebook and website.

Here's to a great 2026 and may you all experience love, joy, happiness and good health!



Calendar

Upcoming Events

2/4	Philanthropy-Sew Day
2/11	Guild Meeting
2/12	Workshop:
2/20	Board Meeting
2/25	Quilt Show Meeting
3/4	Philanthropy-Sew Day
3/11	Guild Meeting, 2 nd UFO Due
3/12	Workshop: Krista Moser
3/13	Workshop: Krista Moser
3/20	Board Meeting

Save the Date

4/20-	Sleep Over Retreat
4/22	Temecula
5/2	Yard Sale
8/22-	Drop in Retreat
8/26	Cerritos
9/19	Quilt Show

2026 Snack Schedule *(by last name)*

February: H-M

March: N-S
 April: T-Z
 May: A-G
 June: H-M
 August: N-S
 September: T-Z
 October A-G
 November: H-M
 December: N-S

Dellchilds@yahoo.com

February Birthdays

Happy Birthday to Our February's
Orange Grove Quilting Guild Members

	February
Justine Gentile	1
Elaine Cole	3
Catie Watson	3
Judy Wilkins	3
Gayle Wayne	10
Nancy Zimmerman	13
Penny Martin	22
Christine Schlager	23
Alice Yonago	25

*Hope You Have SEW much
Fun on Your Birthday*

*Don't forget to pick up your free
Fat Quarter at the back table.*





Community Clipboard

Shadows:

Our thoughts go out to Mary Stockard undergoing cancer treatments and Julie Carman's husband in rehabilitation.

Sunshine:

Several of our members had quilts in Road to California—Congratulations!

Community News:

- Until April 5 - Tue thru Sun from 10 am - 4 pm; **Global Threads: India's Textile Revolution** Bowers Museum Chintz Exhibit-featuring Textiles from the Royal Ontario museum's. For more information visit: bowers.org
- Until May 10; Tues - Sunday at the Mingei International Museum - **Restitched: Feed Sacks in Mid-Twentieth Century Quilts** For more information visit: mingei.org
- March 21; **National Quilting Day**
- May 2; 10:00 am - 3:00 pm. **Orange County Quilt Guild's** Quilts in the Garden Quilt Show. Kiwanis Land Park; Please visit <https://www.orangecountyquiltersguild.org/> for more information.
- July 9-12 and July 16-19 **Southern California Quilter's Run.** - "Summer Fun" Too many stores to list! For a list of the stores participating, please visit <https://www.quiltersrun.com/>
- July 17 to Aug. 16; **Orange County Fair,**
- Until Aug 8 - Tues thru Sun from 10 am - 4 pm; Bowers Museum Quilt Exhibit- **The American Quilt: Cloth and Commerce.** For more information visit: <https://bowers.org/index.php/exhibitions/upcoming-exhibitions/the-american-quilt-cloth-and-commerce>
- November 10 from 12:30 - 3:30 p.m. **Surfside Quilt Guild November Fest: Quilt Auction, Boutique, Baskets** For more information visit: <https://www.surfsidequiltersguild.org/>



Workshops

By Pam Chiapparaine, Workshop Chair

Workshops are held at: First Presbyterian Church of Garden Grove
11832 Euclid St.
Garden Grove, Ca 92842

Directions: From the 22 Freeway, exit Euclid St. Go north. The church is just past Chapman Ave. on the right. There is plenty of parking at the rear.

Set up begins at 9 AM. The instructor will begin at 9:30. Bring your own lunch or go out. We will end around 3:00 PM. You may bring a seat cushion, but not your personal iron. Please wear your name badge.

Upcoming Workshops

February 12th: **Merry Christmas Quilt** with Jane Ogleby

At the December Guild meeting, President Jane Oglesby gifted members with instructions and patterns for her original Merry Christmas quilt. Jane will be sharing tips on completing the quilt's components, including paper-pieced Santa squares. This is a Holiday beauty! Quilt pattern provided.



March 12th & 13th: **City Girl Chevron** by Krista Moser

This quilt is entirely strip pieced and foolproof. No fussy piecing techniques. [Krista Moser](#), creative force behind The Quilted Life, began sewing at age 8 and has been teaching sewing and quilting lessons for more than twenty years. She maintains a busy schedule of trunk shows and workshops, so we're lucky to have her teach two SEPARATE workshops for us on Thursday and Friday.

Classes are full, wait list only



April 9th: **Lucy** by Zina Clark

Pattern required - Stripology recommended but not required

Link to Stripology:

https://gequiltedesigns.com/?sca_ref=5751317.bvfynztD4E



May 14th: **Fabulous Faces** by Jean Impey

Dive into the art of crafting expressive faces with ease and minimal materials. Then, uncover my unique quilting techniques to bring your design to life, from quilting to binding. Skill level is beginning for scrappy applique (using fusible web).





June 11th: Japanese Sashiko and Boro Basics by Carol Ziogas

Boro means Rags in Japanese, and each piece speaks volumes about the history of the artist as well as the materials used. We will work with needle, thread, and scrap fabrics to create an arrangement that is uniquely yours in a supportive and laid back class setting. From beginner to experienced, there is always more to learn about the work we do with our hands, and about yourself!



August 13th: Make and Take

To be determined

September 10th: Sun, Sand and Sea Turtles by Pam DiSalvo

Learn how by making this unique Quiltworx pattern designed especially for the Quilt Passions shop by Quiltworx Certified Instructor, Pam DiSalvo




October 15th: Flowers by Tina Curran



December 12th: Pet Portraits by Jane Hawthorn



The Workshop form can be found at the end of the newsletter, or you may register online at <https://www.orangegrovequiltersguild.org/workshops>.



UFO Update

by Dana Cox, Chair

At last month's meeting there were more than 30 UFO Challenge sheets submitted and a lot of finished projects were shared. February is the last month to sign up and be eligible for the money drawing in November. The next challenge is #3—but as always if there is one that you fill must be done first—we will give you credit.

This is my last article as co-chair with Judy as I am assuming the secretary position. Please welcome Leslie Cripes who has volunteered to help Judy with the UFO's (and you will also sometimes see Leslie's sister Karen and Darcy, who has assisted on several occasions—but there is also a strong chance you will see me at the table as I really love this activity and sharing the results with the members).

Have fun sewing and checking those objects off your list.

Dana Cox, Judy Ortiz, and Leslie Cripps

Don't have enough UFOs in your pile? Pick up one or five at the Philanthropy table and sign up for \$10.

Remaining 2026 Due Dates:


March 11: Number 3 on your UFO List is due.

May 13: Number ???

August 12: Number ???

October 14: Number ???

The UFO Challenge form can be found at the end of the newsletter.





2026 Opportunity Quilt

The Guild members are encouraged to support our guild by purchasing and or selling opportunity quilt raffle tickets, \$1.00 each. Tickets will be available at the February meeting. Dolores Gilbert will be distributing tickets at the back table of the Elks Lodge.





Upcoming Events

Sleep Over Guild Retreat

by Jane Oglesby

Our Guild will be having a retreat at the Temecula Retreat Center from April 20 - 22. We can set up and start sewing at 10:00 AM on Monday. Then our first meal is lunch that day. We then get dinner that night, breakfast-lunch-dinner on Tuesday, and breakfast and lunch on Wednesday. We can work up until 2:00 PM on Wednesday. There will be lots of sewing and show and tell. In the evenings, we have games to play and a door prize drawing. There are both single and double rooms. The cost for a double is \$425 and \$525 for a single. We do have one double looking for another occupant. The facility is beautiful and I just love having someone else take care of all the meals for a few days. Registration is still open and we would love to have you join us.

Quilters Yard-Age Sale

Saturday, May 2, 2026, 8:00 AM – 2:00 PM

Cotton fabric sold by the pound, including a large selection of Feed Sack Fabric

Notions, quilting supplies, vintage items

Patterns & kits

Project boxes & UFO projects

Craft supplies and more!



First Presbyterian Church

11832 Euclid St., Garden Grove, CA


All proceeds benefit OGQG's educational and philanthropic initiatives.



2026 Quilt Show Planning Begins

Pam Boozan, Quilt Show Chair

“Stars, Stripes & Stitches: 1776 – 2026”



By the time you read this, our January Planning Meeting on 1/28 will have occurred, and I will have updates at the Guild Meeting to share with everyone. There are several core reasons for having a quilt show and why it is worth the effort. It is foundational to our vision of sharing quilting with the community and other quilters. It is means to make money to support other aspects of our program. It is fun and builds our community.

There are many ways to contribute to the Quilt Show, so I want you to start thinking now about the following questions:

- What Quilt (s) do I want to submit to hang at the quilt show?
- What things can I make for the boutique?
- What could start a good opportunity basket and what do I have sitting around?
- What great ideas have you seen at other quilt shows, conventions or other venues that apply to us?
- What am I going to do for the Challenge Quilt? (Kits available at the meeting for \$5.00).
- Do I have a special skill that can be useful during the planning or day of the Quilt Show?
- Do I just want to help but don't know what I can do?

Susan Contreras and I are looking forward to working with each of you. We each bring our own quilts, gifts, talents and surprises each time we host a quilt show. You can contact either of us if you have questions, comments or suggestions.

The next Quilt show meeting will be Wednesday February 25th at 10:00 at Pam Boozan's house. See you soon!



Feed Sack Fabric—A Piece of American Resourcefulness

Our Guild received a large donation of Feed Sack Fabric. This will be available at the Yard-Age Sale. Come grab a part of history.



This is a small sample of the fabric donated

"Feed sack is a catch-all term for any cloth bag that contains a variety of dry goods... Ingenious and thrifty quilters, seamstresses, home sewists and children re-used the cloth to create quilts, clothes, bedding, decor and accessories that exemplify the era.

The term "feed sack" tends to evoke brightly colored, small-scale printed designs on coarsely woven cotton. This type of fabric is synonymous with feed sacks. However, it is not the only fabric used for feed sacks, and the cotton commodity bags held more than just "feed."

Dry goods like salt, sugar, flour, and rice were sold in woven cotton sacks. Animal feed, fertilizer, seeds, cement mix, and plastic beads were also packaged in the same bags. Cotton sacks made transportation of goods easier compared to the previous mode, barrels. Cloth bags were eventually replaced by multi-wall paper bags, plastic bags and bulk transportation via truck.

The use and re-use of feed sacks in the United States began in the 19th century, ramped up throughout the early 20th century, took off during World War II and continued through the 1960s. At the height of use (and re-use), cloth bag companies operated factories in every major city throughout the United States. Despite being inescapable during their existence, feed sacks are now a distant memory." *From: The International Quilt Museum*

<https://www.internationalquiltmuseum.org/exhibition/feed-sacks-american-fairy-tale>

There is currently an exhibit, at Mingei International Museum in Balboa Park, thru May 10; Tues - Sunday **Restitched: Feed Sacks in Mid-Twentieth Century Quilts**. For more information visit: mingei.org



Way and Means

By Susan Contreras, Ways and Means Chair

Yowza. We have set a new benchmark at the January meeting. I was feeling a lot of trepidation about sales for Ways and Means, coming on the heels of the holidays. But I'm proud to report we had \$ 628.75 in sales. Isn't that fantastic? Thank you one and all for your support and contributions. We're nothing without you.

Congratulations to **Mary Ann Sletto**, the winner of the Bernette Sewing Machine. And to **Dena Pool** the winner of the Philanthropy silent auction quilt.

W&M will be featuring a whimsical watermelon themed quilt for a silent auction at the February meeting. All Fall fabrics, kits and patterns will be 50% off.

Our requests for donations:

- Orphan blocks
- St. Patrick's Day fabrics
- Easter fabrics
- Fruit and Vegetable fabrics
- Novelty fabrics
- Kid themed fabrics
- Red, white and blue fabrics
- Panels
- Backing fabrics
- Batiks
- Kits, kits, kits
- Notions and sewing room decor/gadgets



If you see **Justine Gentile** or **Pam Boozan** please give them a shout out. They are a marvel.



Membership News

By Julie Carman, Membership Chair

February – our month to celebrate our love of quilting, the colors red and pink, fabric bursting with hearts and roses, and most of all – our amazing guild! “Sew” what better way to share our love of quilting than your membership renewal.

The good news is that our membership renewal dues remain at \$40. We accept cash, checks and credit cards. New this year is online renewal. Can't make it to a general meeting, then renew online. Renewal forms are available at the general meeting membership table or can be printed from this newsletter. All members need to fill out the renewal form, either paper or online, even if there are no changes or are a lifetime member.

Our membership renewals continue throughout the year. However, don't delay if you want to be included in our 2026 Yearbook as the deadline for renewing is our **February 11** general meeting.

A heartfelt thanks to all 147 who have already renewed and for all our new members. Please invite your friends to come and check us out. We are a super group, and they will want to join in our fun. Plus, we love to chat, welcome all, and haven't run out of ink in our pens!

Please Welcome our New Members

Leslie Sutherland,
Teri Meggers,
Dena Pool, and
Angela Faucet



The Membership form can be found at the end of the newsletter





Philanthropy

By Jady Hughes, Philanthropy Chair

According to our bylaws, the purpose of Orange Grove Quilters Guild is, "The Guild is a not-for-profit corporation promoting quilting excellence through education and **philanthropic projects**." The first goal is achieved through speakers, workshops, Show and Tell, and Mini Groups. The second goal is carried out by all who participate in making items for Philanthropy. **This is one of the biggest reasons that we exist as a Guild!** How can you be part of this?



1. Make a mug rug of any size. It will go to Meals on Wheels.
2. Make a quilt, which will go to one of our ten charities.
3. Come to Sew Day and help with cutting, measuring, choosing backing and binding fabrics, sandwiching quilts, or working on your own independent philanthropy project.
4. Pick up a quilt top or pillowcase kit at the Philanthropy Table on General Meeting days and quilt, bind, or finish it.

We've recently initiated some changes by dividing a very large job into twelve smaller jobs. I want to thank those persons who've volunteered: Carol Macey, Tammy McClelland, Josi Silva, Phyllis Barge, Kathleen Jones, Charlotte Lee, Yvonne Jackson, Sharon Closson, Martha Bieser, Judy Hughes, Sue MacVicar, Judith Stamper, Leslie Cripps, and Karen Brixner. We've had an organizational meeting, and our first Sew Day went well, with 150 new pillowcase kits made!

If you would be willing to collect Mug Rugs at meetings, please contact me.

The next Sew Day will be February 4th at the Driftwood Mobile Home Park, 15621 Beach Blvd., Westminster. We meet from about 9:30-2:30. Come anytime during the day and bring a sack lunch if you wish to eat with us.





Staying Connected

Website

by Catie Watson, Webmaster

Access at: <https://www.orangegrovequiltersguild.org>

Exciting news! Online registration is now available for your 2026 membership in the guild. \$40.00

<https://www.orangegrovequiltersguild.org/online-registration>

It just takes a couple of minutes and your information is safe thanks to Square and Google Forms.

You can also register and pay for workshops on the Store page of the website.



Social Media

by Bonnie Lippincott



Many of you are members of our private OGQG Facebook group. It's a great place to share your quilting projects and ideas. We now also have a public page titled, "Orange Grove Quilters Guild," to help promote OGQG to the outside world and I'll be posting there a few times a week to build a following. Suggestions for posts are welcome.



Orange Grove Quilt Guild

The ORANGE GROVE QUILTERS GUILD is a tax-exempt group whose purpose is to educate, encourage and maintain high standards of design, technique, quilting and fiber arts and to inspire achievements in the areas of creativity, quilting and fiber arts.

MEMBERSHIP is currently open.

MEETINGS: The regular meeting is at 9:30 am on the 2nd Wednesday of the month. (doors open at 8:30). December's meeting is on the 1st Wednesday. No meeting will be held in July. Meetings are held at Garden Grove Elks Lodge, 11551 Trask Ave, Garden Grove, CA 92846.

Orange Grove Quilters Guild Officers, 2026

President	Jan Horton
1st Vice President	Martha Bieser
2nd Vice President	Becky Meekhof
Secretary	Dana Cox
Treasurer	Sharon Sutton
Parliamentarian	Sandy Bloore
Membership	Julie Carman
Philanthropy	Judy Hughes
Ways and Means	Susan Contreras
Newsletter	Wendy Nomura
Quilt Show Chair	Pam Boozan & Susan Contreras
Past President	Jane Oglesby
Historian	Patt Summers
SCCQG Rep	Sherry Lincoln
Workshops	Pam Chiapparaine
Social Media	Bonnie Lippincott
UFO Chair	Judy Ortiz & Leslie Cripps
Webmaster	Catie Watson





You may wish to support these vendors:



Did you know you can place a small personal ad in this newsletter for one month for only \$5.00, as a member, or \$10, for non-members? This would be a good way to advertise a long-arm or other sewing machine for sale. Members and businesses may place a business ad for \$10/month or \$60 /year.

Wendy Nomura, Newsletter Editor



If you have any additions or corrections or would like to contribute to the next newsletter, please email me at Wendy.Nomura@gmail.com or you may find my phone number in the 2026 Membership Roster. The deadline for submissions is the day after the board meeting (generally the third Friday of the Month). Early submissions are always appreciated.

ORANGE GROVE QUILTERS GUILD 2026 MEMBERSHIP FORM

All members need to complete this form in its entirety even if your information has not changed from the prior year.

Membership is \$40.00 for the year and can be paid by cash, check, credit card at the General Meetings. Please note: Credit card transactions will be accepted with a **\$2.00 convenience charge** added on.

Make check payable to OGQG.

Form and payment can be mailed to:

Orange Grove Quilt Guild
9912 Silver Strand Drive
Huntington Beach CA 92646

The Membership Roster/Yearbook will only be given to members and will not be published online or used for any other purpose. To be included in the 2026 Roster/Yearbook, this form with dues paid needs to be returned to Membership by the **February 2026 General Meeting**.

_____ Please check here if you **DO NOT** want your information in the Roster/Yearbook.

CHECK ONE:

I am a New Member

Assigned Membership Number

This is for Renewal

Membership Number

Lifetime Member

Membership Number

PLEASE PRINT CLEARLY:

First Name: _____ Last Name: _____

Name I wish to be called: _____ Spouse: _____

Street Address _____

City _____ State: _____ Zip: _____

Home Phone _____ Cell Phone: _____

Email: _____

(Please print Legibly. If no Email, please write "None")

Birthday: Month _____ Day _____

Chairperson's use only:

Date Received _____ Cash: _____

Amount received: _____ Check #: _____

Credit Card Payment: _____ Bank Name: _____

Orange Grove Quilters Guild UFO Challenge 2026

"Come Join our UFO Parade in 2026!"

Name _____

Phone _____

Email _____

Entry Fee: \$10.00 Rec'd on _____ By _____

Quilt	Due	Description
1.	January 14, 2026	
2.	?	
3.	March 11, 2026	
4.	?	
5.	?	

Orange Grove Quilters Guild

Workshop Sign-up Sheet 2026

Member Name _____ Phone # _____

E-mail Address _____ *Please Print*

You are not enrolled in a workshop until you have paid. Workshop fees will not be refunded.

Select	2026	Speaker	\$\$\$\$	
_____	2/12	Merry Christmas Quilt Jane Oglesby	\$ 45.00	_____
_____	3/12	City Girl Chevron <i>(Wait List)</i> Krista Moser Use CGC50 for promo code (50% off pattern)	\$ 45.00	_____
_____	3/13	City Girl Chevron <i>(Wait List)</i>	\$ 45.00	_____
_____	4/9	Lucy Zina Clark Pattern required - Stripology recommended but not required	\$ 45.00	_____
_____	5/14	Fabulous Faces Jean Impey	\$ 45.00	_____
_____	6/11	Japanese Sashiko & Boro Basics Carol Ziogas Kit <i>(includes all tools needed for class except for scissors)</i>	\$ 45.00 \$ 23.00	_____ _____
_____	8/13	Make and Take --TBA	\$ 25.00	_____
_____	9/10	Sun, Sand, and Sea Turtles Pam DiSalo. The pattern is an unique Quiltworx pattern.	\$ 45.00	_____
_____	10/15	Whimsical Garden - TBD Tina Curran	\$ 45.00	_____
_____	11/13	Pet Portraits Jane Haworth <i>Her Workshop consists of 2 hours after Guild Meeting AND the standard workshop times on Nov. 13th</i>	\$ 45.00	_____
			Total	_____