



Portable Precision Liquid Chiller

MiniCool™ 1000

Overview:

The MiniCool™ series laboratory recirculating liquid chiller is a refrigeration system based on compressor cooling technology. It is specifically designed for laboratory applications in chemistry, biology, and physics, providing precise cooling and temperature control for a wide range of equipment.

This system offers an economical and environmentally friendly cooling solution with constant temperature circulation. Its compact structure and small footprint allow placement directly on a desktop or inside a fume hood. The chiller-1000 operates extremely quietly, making it ideal for laboratory environments.

It is particularly suitable for:

1. Laboratory
2. Calorimeter
3. Rotary evaporator
4. Kjeldahl apparatus
5. Distillation system
6. Coal quality analyzer
7. Analytical instrument
8. Small molecular pump
9. Vacuum pump condenser
10. Electrophoresis equipment
11. General laboratory equipment



Applications

Chemical Experiments

Provides low-temperature cooling and temperature control for rotary evaporators, double-layer glass reactors, etc., ensuring stable low-temperature reaction conditions.

Biopharmaceuticals

Used for cooling ultrasonic processing samples and electrophoresis equipment, maintaining biological activity and product quality.

Physical Experiments

Cools heat-generating components in spectrophotometers, laser processing machines, electron microscopes, ensuring stable instrument operation.



Key Features

Compact & Space-Saving Design

Engineered with a minimal footprint, the unit fits easily on a desktop or inside a fume hood, making it ideal for space-constrained laboratories.

Energy-Efficient Temperature Control

Advanced adaptive control with heat-exchange differential regulation reduces energy consumption while maintaining stable performance.

Maintenance-Free Pressure Pump

Designed for long service life, the pump automatically adjusts pressure and flow based on system demand, protecting connected equipment and minimizing wear.

Flexible Circulation Operation

The circulation system can run independently or in combination with the cooling function, offering greater operational flexibility.

Integrated Liquid Level Monitoring

A durable glass level indicator provides real-time visibility of fluid levels and resists aging over time.

Reliable, High-Quality Construction

Built with premium components to ensure consistent, stable performance in demanding environments.

Comprehensive Safety Protection

Equipped with multiple safeguards, including condenser and tank temperature protection, as well as compressor overheat and overcurrent protection, with both audible and visual alarms.

Intelligent Alarm System

Clear error codes are displayed instantly, allowing users to quickly identify and resolve issues.

Precision Temperature Sensing

NTC sensor supports accurate measurement and single-point calibration for improved temperature control.

Multiple Operating Modes

Offers flexible operation settings and automatic restart after power interruption, ensuring uninterrupted cooling.

Remote Control Ready

Standard RS485 (DB9) interface with MODBUS RTU protocol enables easy integration into remote monitoring and control systems.

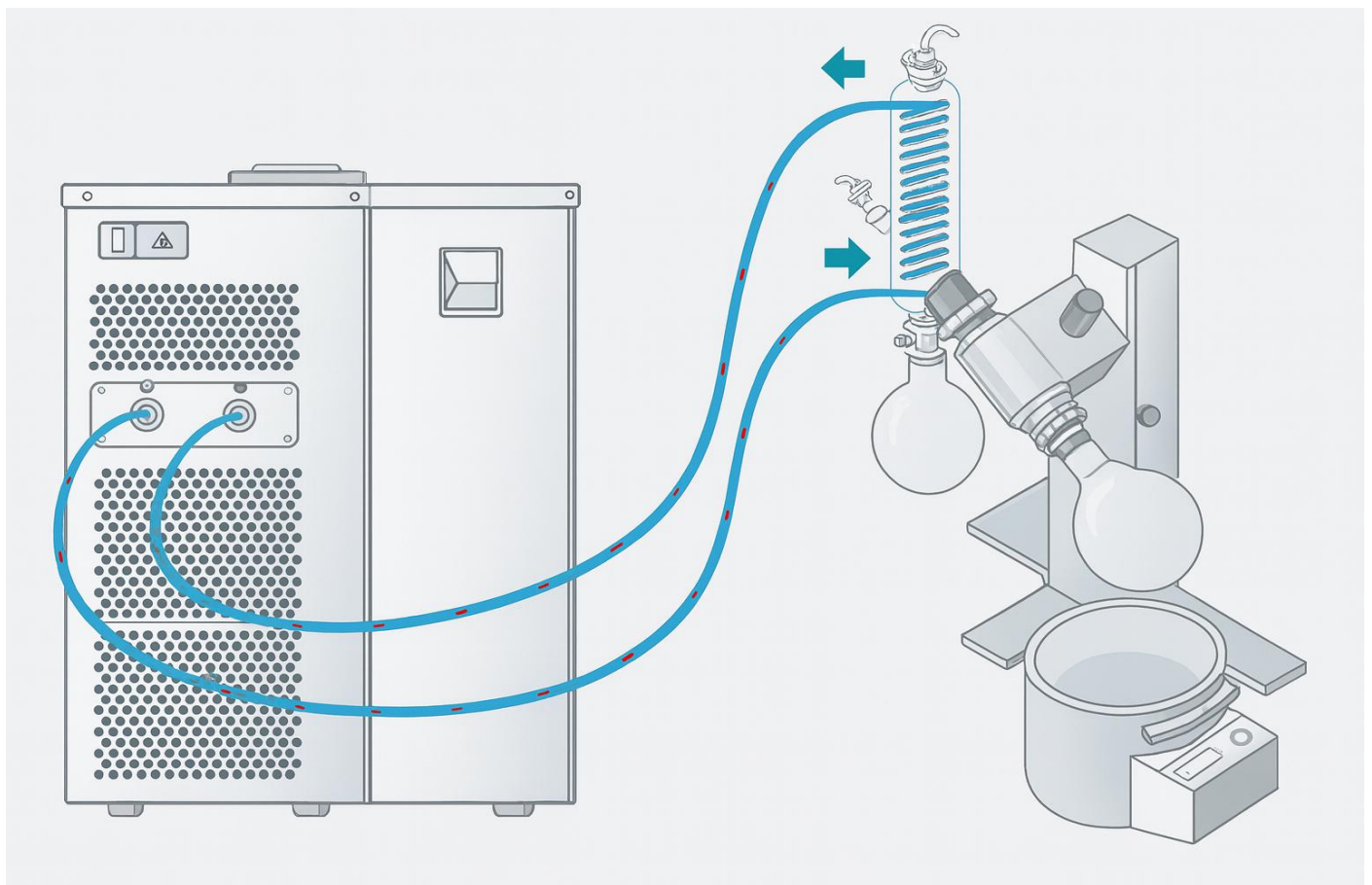
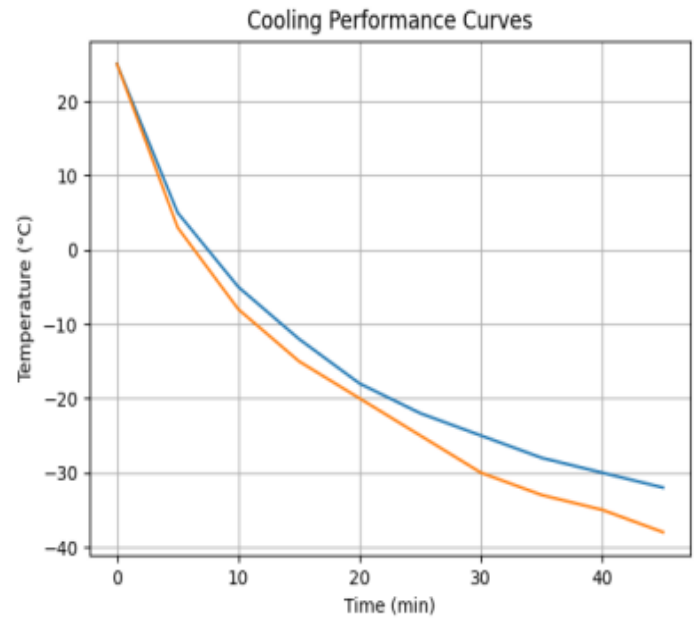
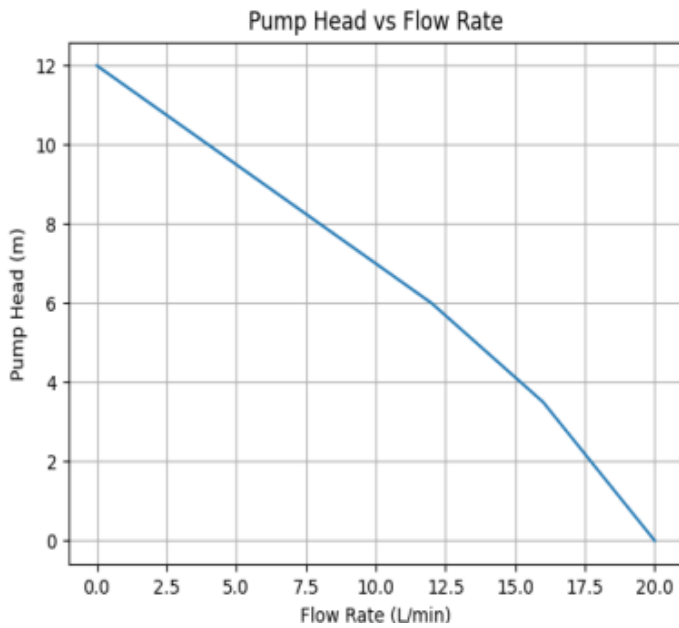
Waterproof Control Panel

Features a high-brightness LED display with a splash-resistant design for reliable operation in lab environments.

Eco-Friendly Refrigeration

Uses environmentally responsible refrigerant with low global warming potential and zero ozone depletion, fully compliant with modern regulations.

Cooling Performance Curve





Technical Specifications

Model Name	Laboratory Water Chiller	MiniCool™1000
Temperature Range	°C	-35°C to Room Temperature
Temperature Stability	± K	±2 K
Display	-	LED
Display Resolution	°C	0.1°C
Control Method	-	Heat-exchange control
Temperature Sensor	-	NCT10K
Heating	W	No heat
Cooling Capacity	20°C/KW	0.85
	10°C/KW	0.75
	0°C/KW	0.62
	-10°C/KW	0.41
	-20°C/KW	0.32
Pump Type	[-]	Pressure pump
Max Pump Pressure	[bar]	1.2
Max Pump Suction	[bar]	No
Max Flow Rate	[L/min]	20
Pump Connection	[-]	G1/2 internal thread
Tank Volume	[L]	4
Dimensions (WxDxH)	[mm]	200 × 430 × 450 mm
Installation Type	[-]	Benchtop
Continuous Operation	[%]	100%
Ambient Temperature	[°C]	5°C~32°C
Relative Humidity	[%]	80%
Power Supply	[V/Hz]	220V/50Hz
Weight	[KG]	24
Package Size	[mm]	280 × 500 × 600 mm
Communication Interface	[RS485]	RS485 (standard)
Protection Level	[IP]	20
Power Consumption	[kw]	0.5