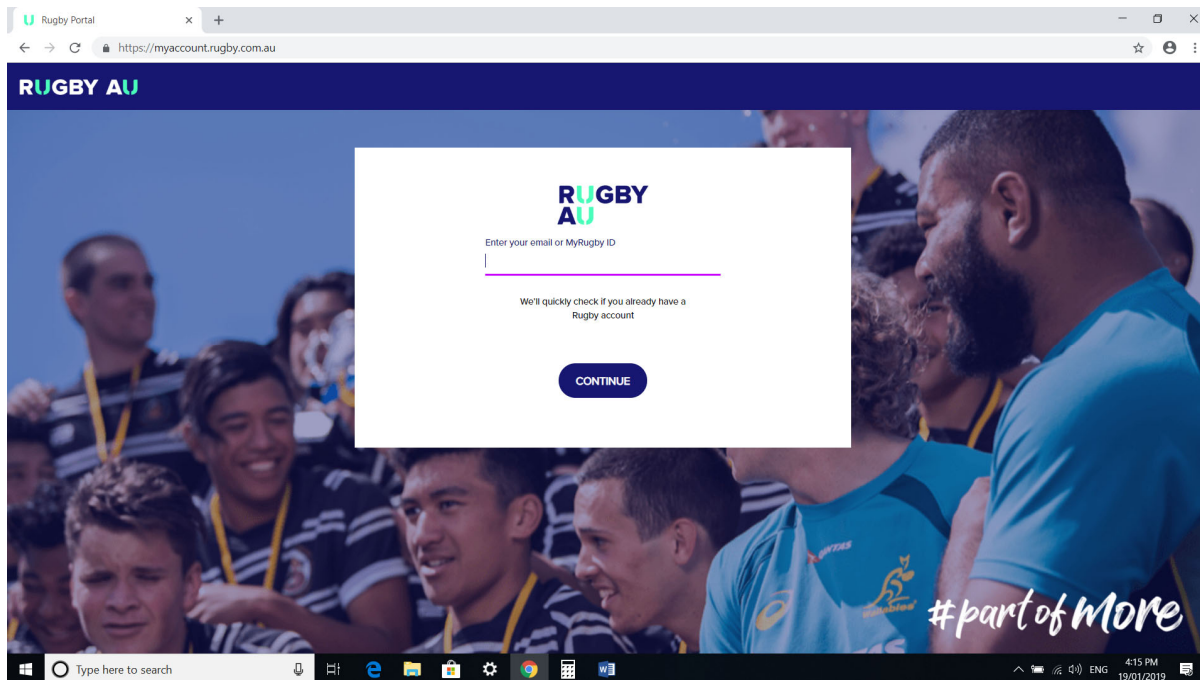


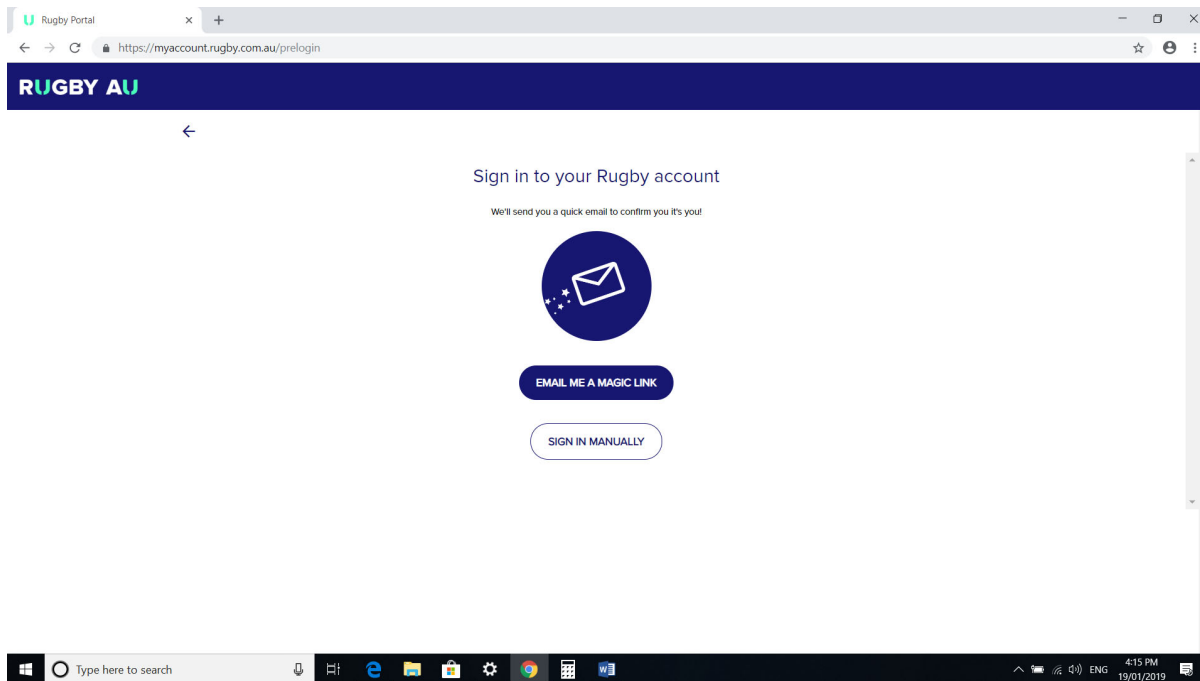
Registration Process for 2022 via Rugby Xplorer

<https://myaccount.rugby.com.au/>

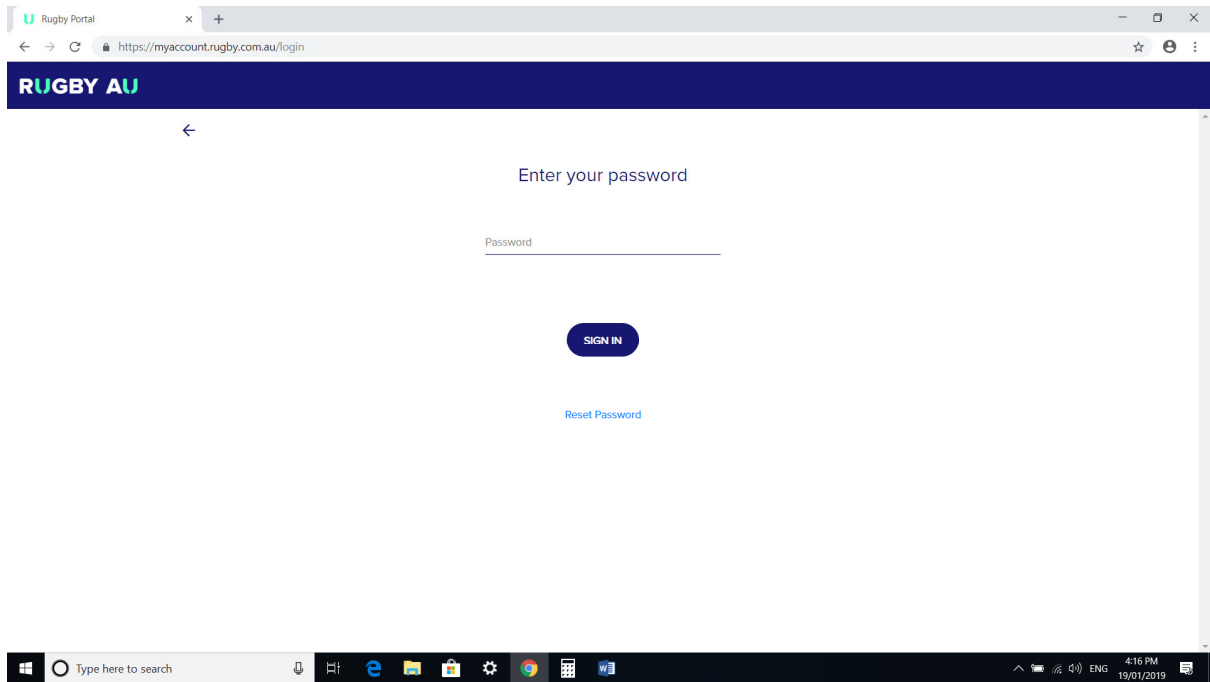
Screen 1



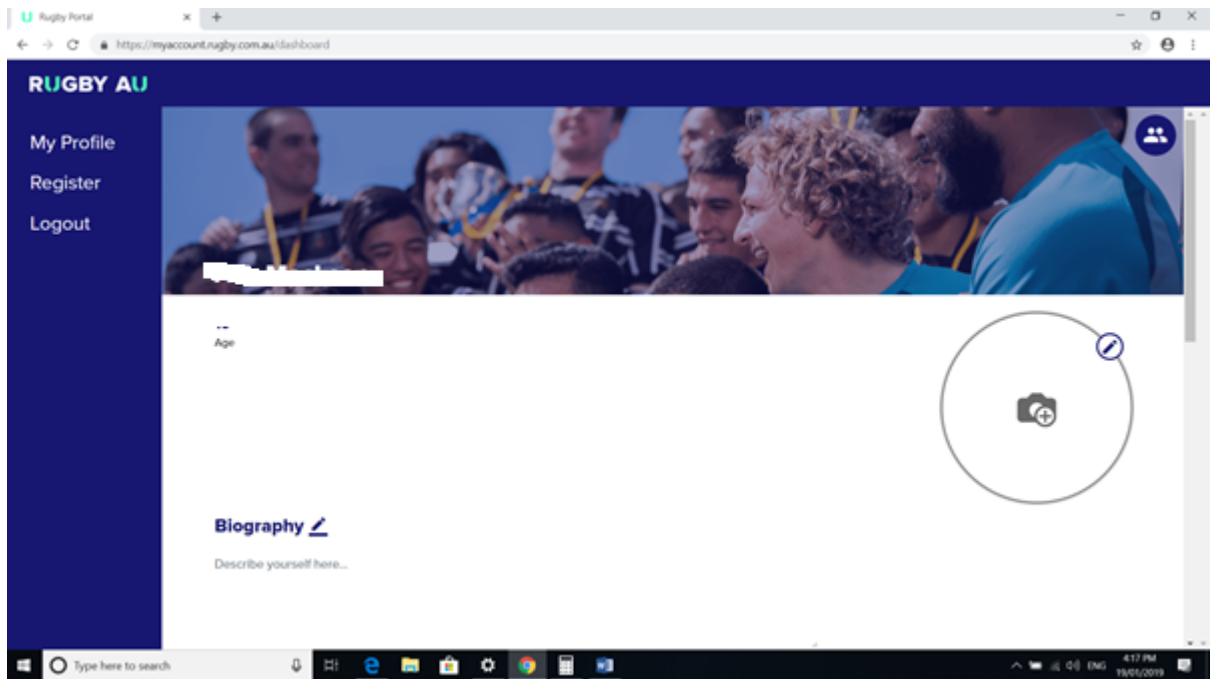
Screen 2 – If you remember your password, select “Sign in Manually”. If you need to recover your password, select “Email me a magic link”.



Screen 3 - Password

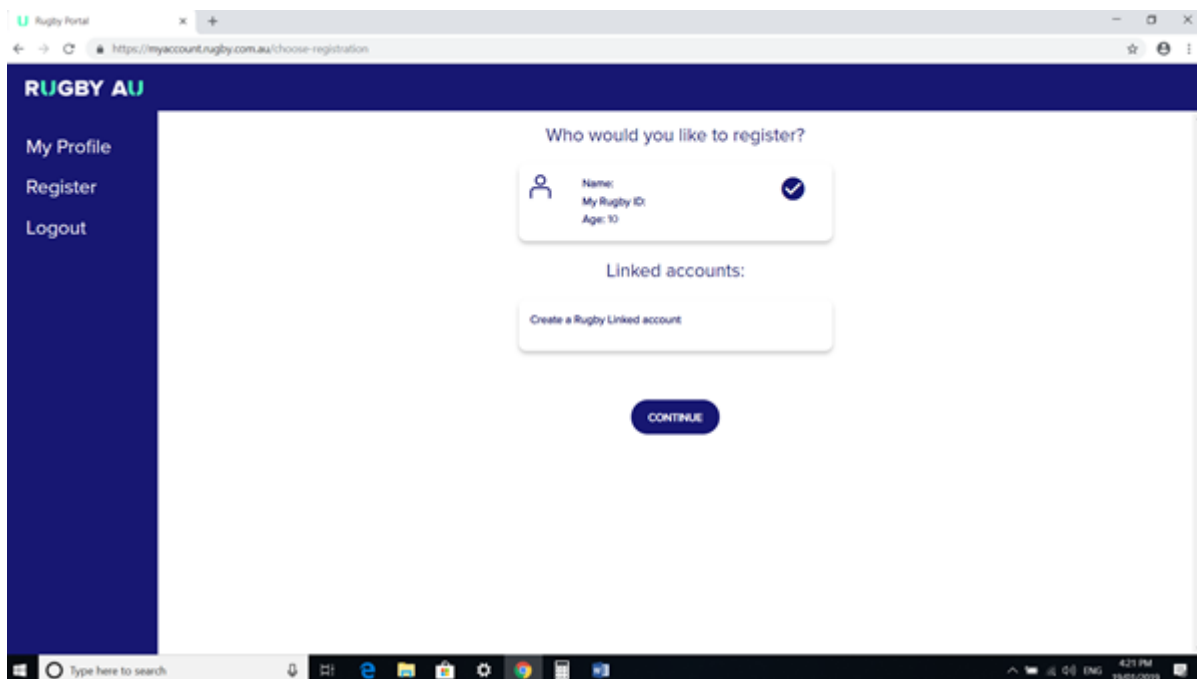


Screen 4 – Currently held details for the Child, scroll down to check details. Once your happy with the information held. Click on REGISTER.

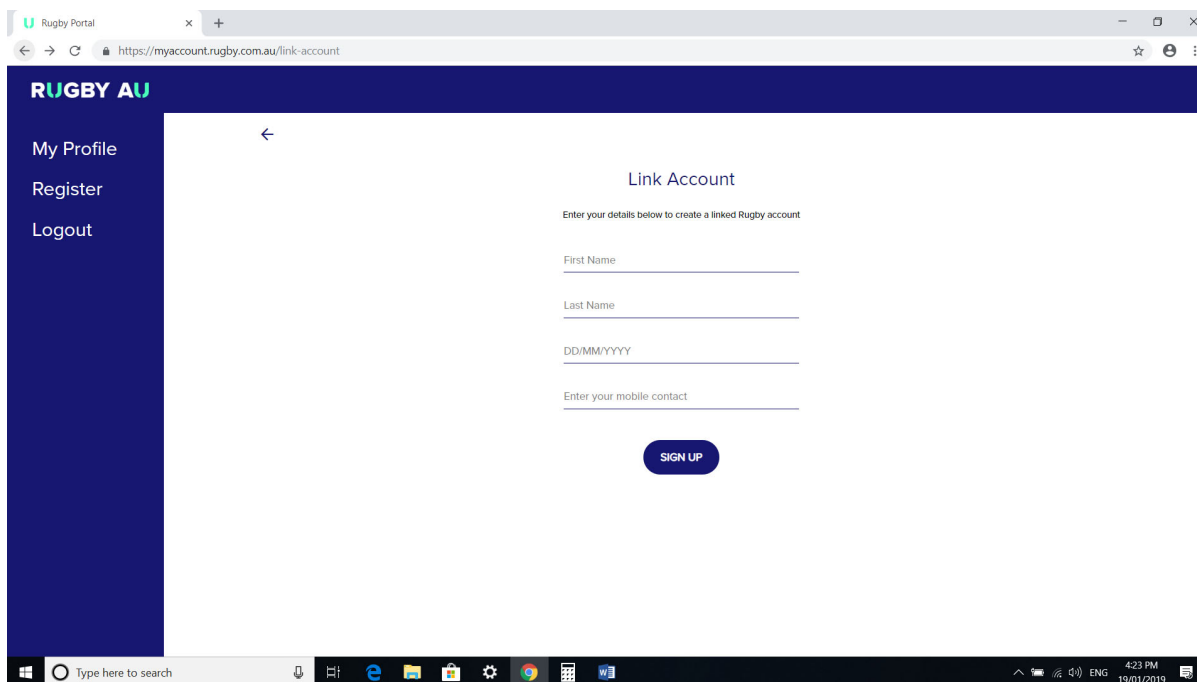


Screen 5 – Who you are registering and linked accounts. Linked Accounts - Please link all siblings and parent. Once all members are linked, select the person you are registering.

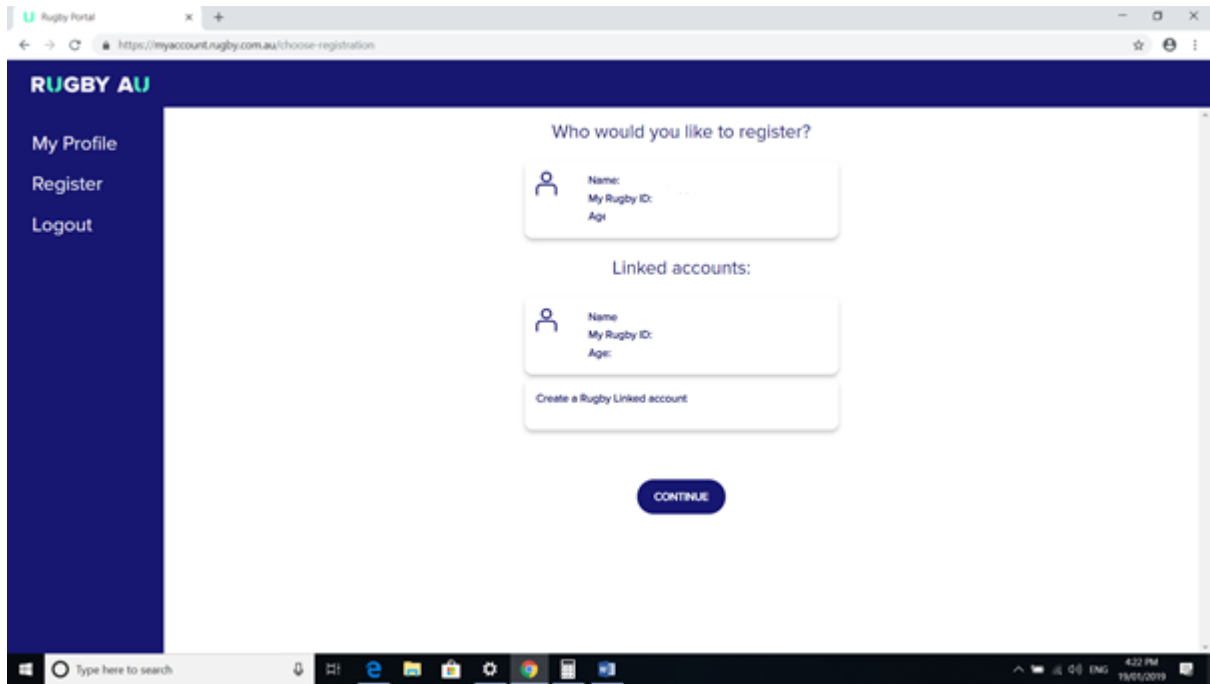
5a



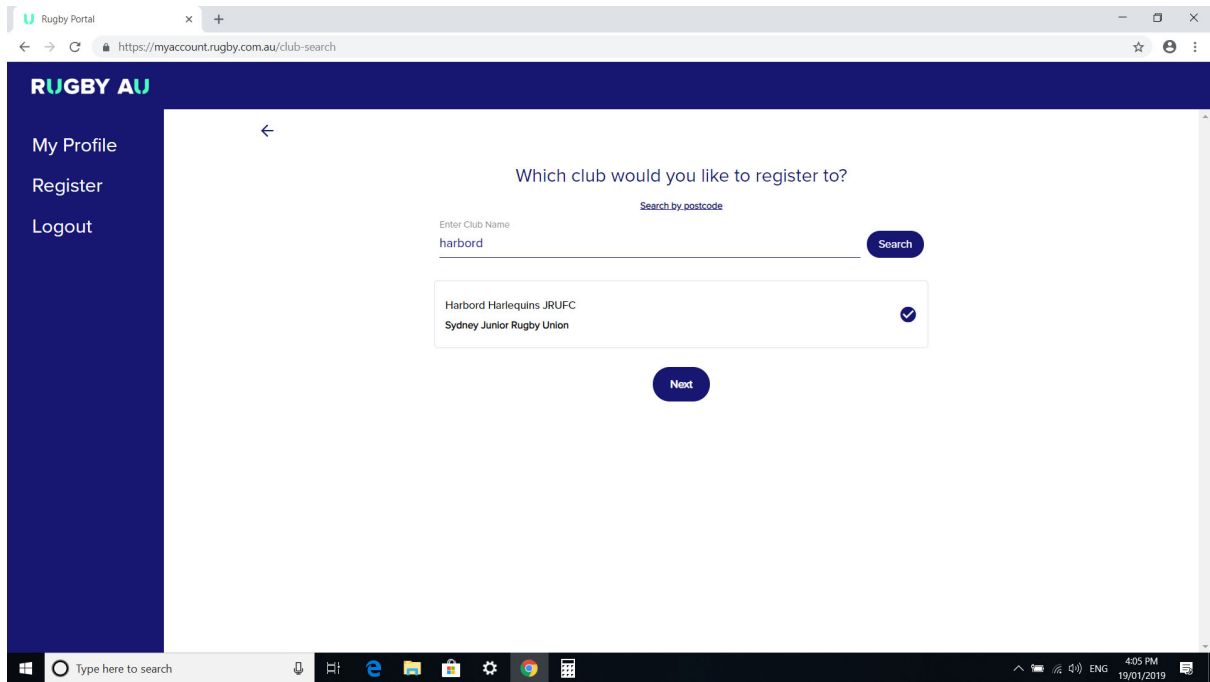
5b



5c

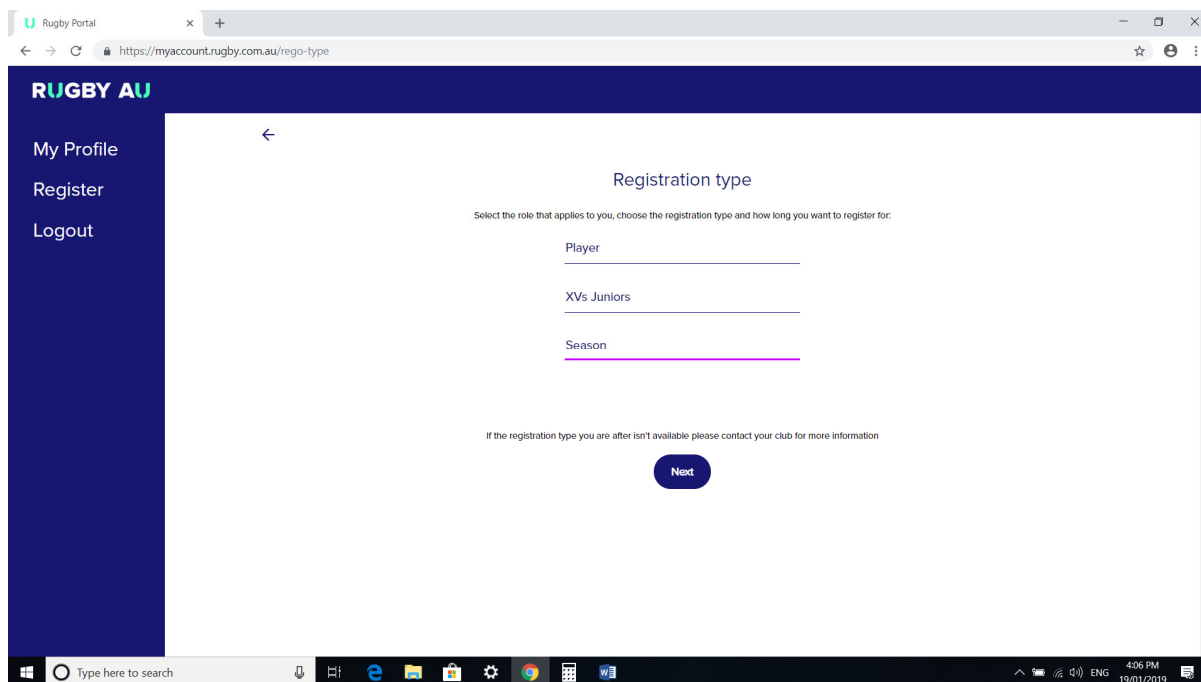


Screen 6 – Select Manly Savers



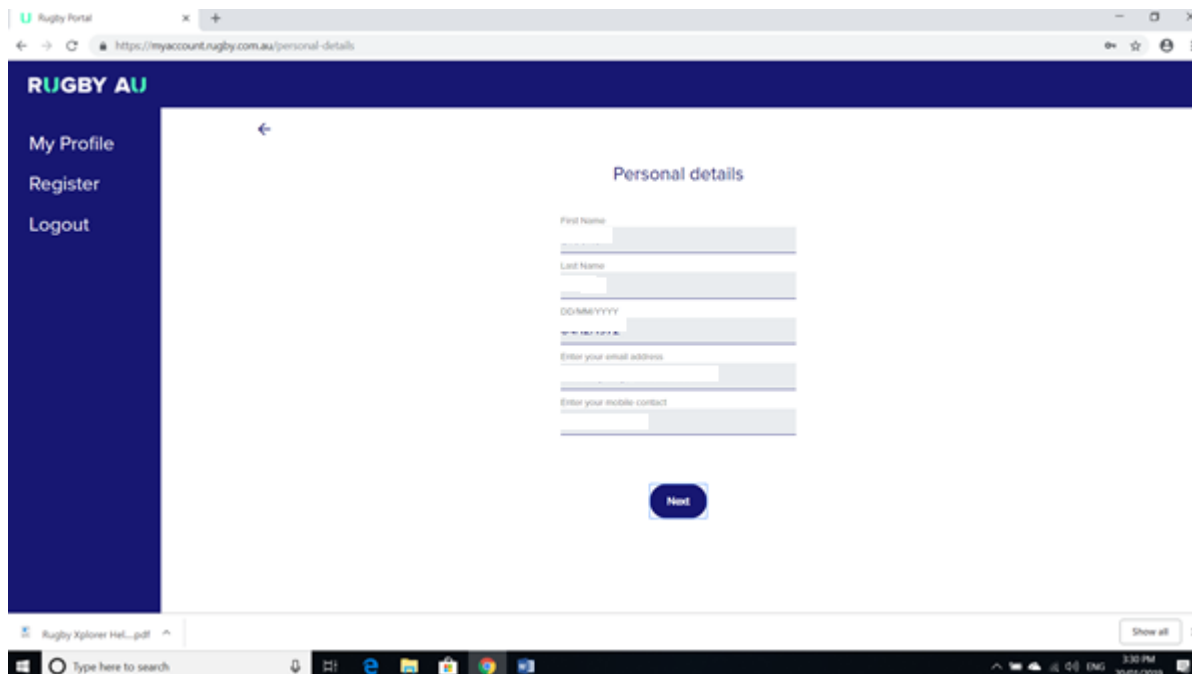
Screen 7 – Registration Type:

Player – fee apply. Volunteers – all Coaches, Managers, U10s up team officials i.e. ground marshals etc and Committee members need to complete a registration as a Volunteer, no fee applies.



The screenshot shows a web browser window with the URL <https://myaccount.rugby.com.au/rego-type>. The page features a dark blue header with the 'RUGBY AU' logo and a left-hand navigation menu with 'My Profile', 'Register', and 'Logout'. The main content area is titled 'Registration type' and includes a back arrow. Below the title, there is a prompt: 'Select the role that applies to you, choose the registration type and how long you want to register for:'. Three radio button options are listed: 'Player', 'XVs Juniors', and 'Season', with 'Season' selected. A note below states: 'If the registration type you are after isn't available please contact your club for more information'. A 'Next' button is positioned at the bottom of the form.

Screen 8 - Personal Details – pre-populated if previously registered.



The screenshot shows a web browser window with the URL <https://myaccount.rugby.com.au/personal-details>. The page features a dark blue header with the 'RUGBY AU' logo and a left-hand navigation menu with 'My Profile', 'Register', and 'Logout'. The main content area is titled 'Personal details' and includes a back arrow. The form contains several input fields: 'First Name', 'Last Name', 'DOB/YYMM', 'Enter your email address', and 'Enter your mobile contact'. All fields are pre-populated with placeholder text. A 'Next' button is located at the bottom of the form.

Screen 9 – Head Shot, **U10s up MUST have a head shot to upload.** You must make your profile public.

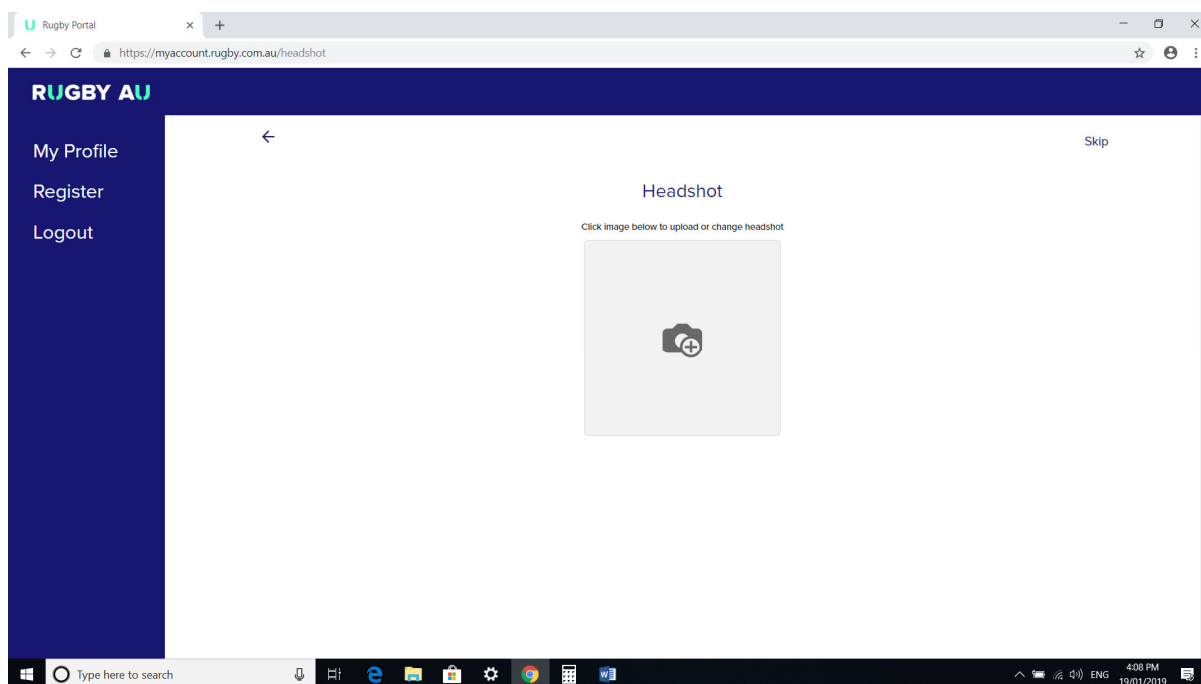
SJRU Rules:

All players who are participating in the SJRU competition will need to ensure that their Profiles are Public. Public means they will appear in Rugby Xplorer on team sheets, player stats and incidents against individual fixtures. The current version does not allow a user to alter their Profile after registration if anyone has selected Private. We expect that this will occur in coming versions.

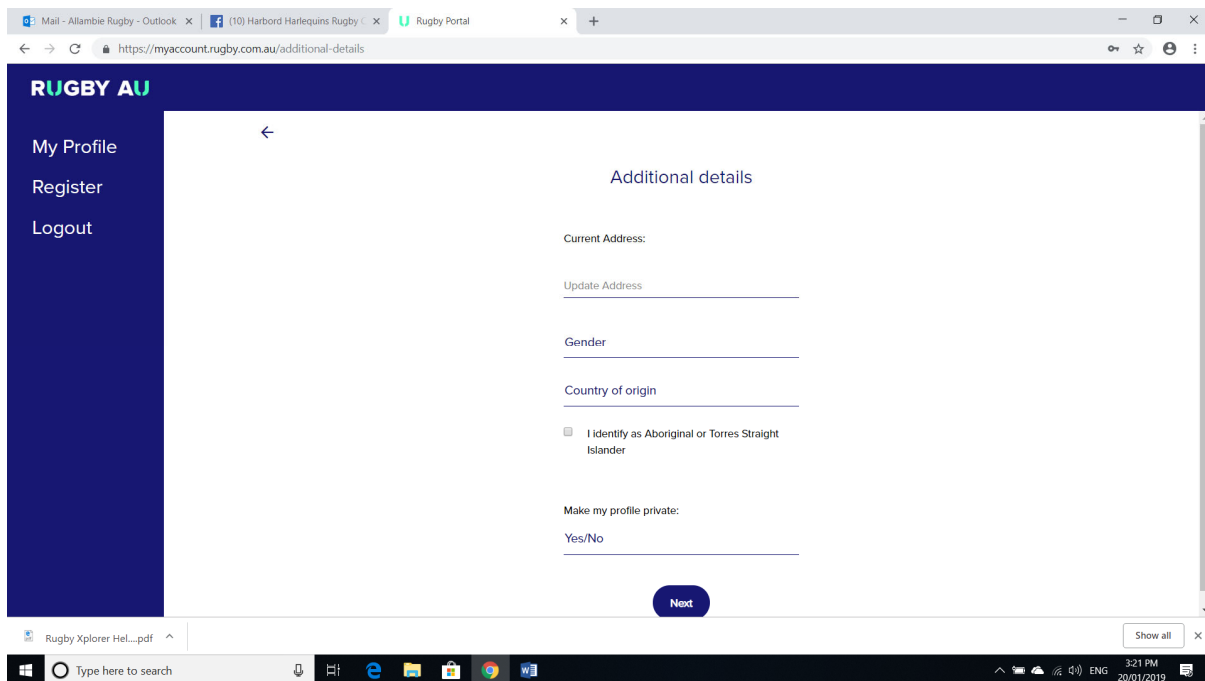
There will be an icon added in a future version -

- (i) icon to show explanation:
- Private: will show 'Name withheld' on publicly accessible fixtures, results, stats and scoring
- Public: will display your full name on publicly accessible fixtures, results, stats and scoring

If there is a situation for a Private Profile – the Club President should contact SJRU directly.

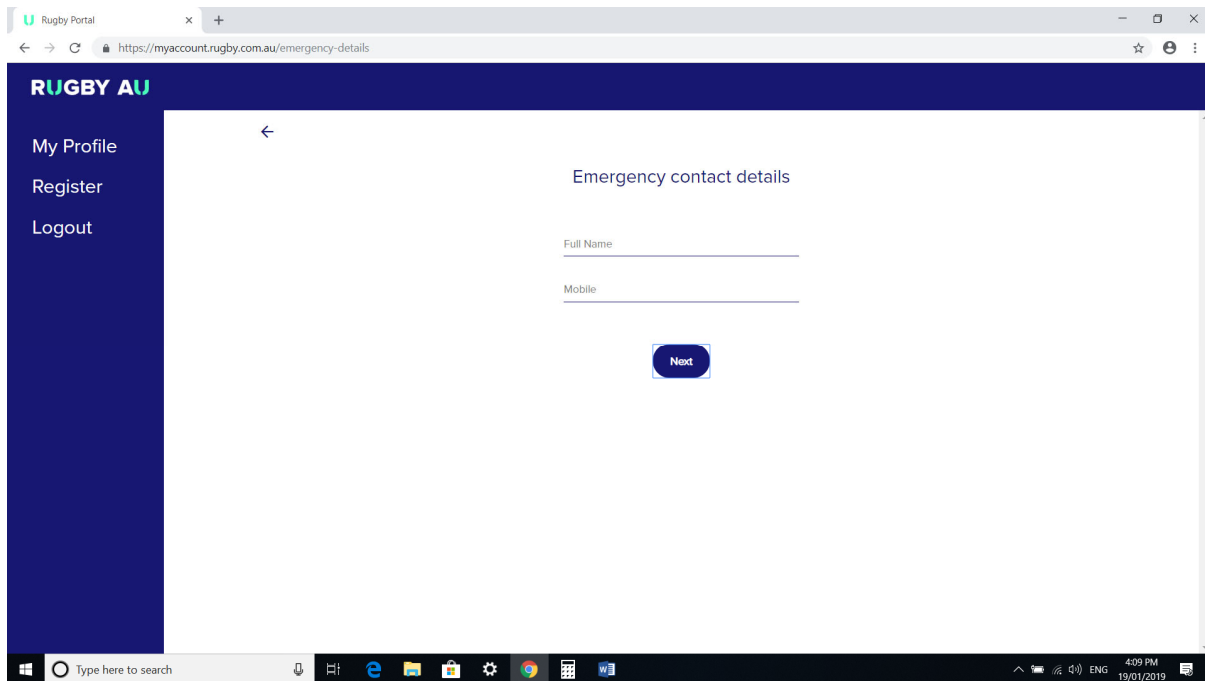


Screen 10 - Additional details.



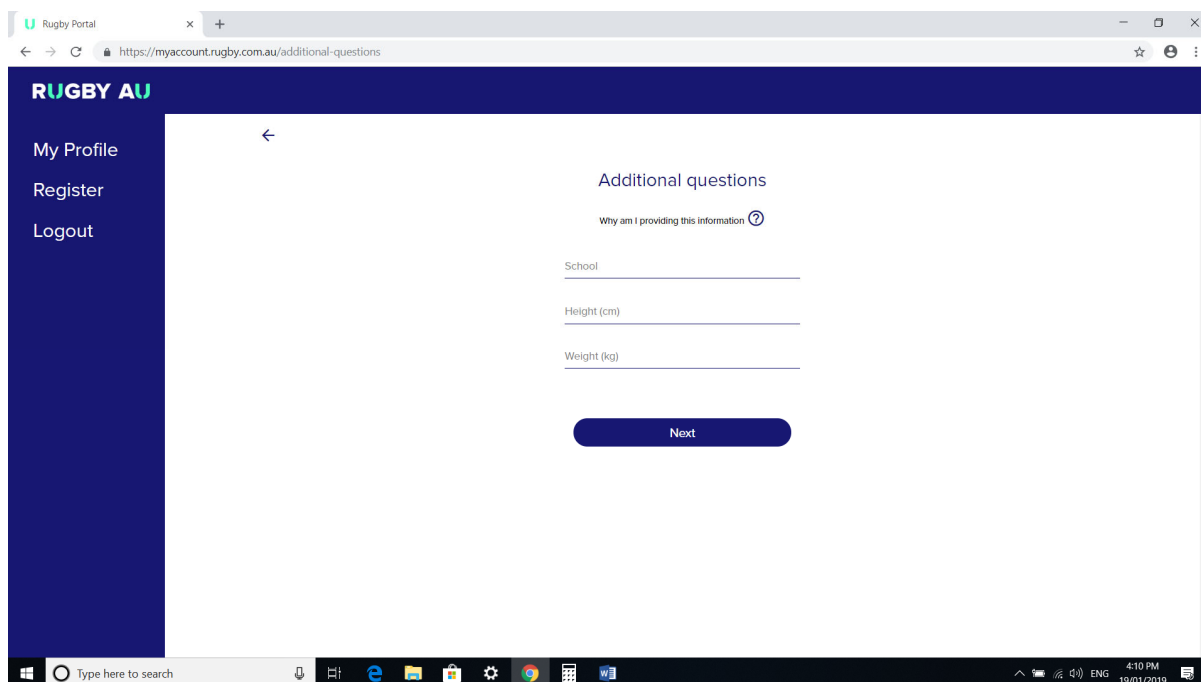
The screenshot shows a web browser window with the URL <https://myaccount.rugby.com.au/additional-details>. The page features a dark blue header with the 'RUGBY AU' logo and a left-hand navigation menu containing 'My Profile', 'Register', and 'Logout'. The main content area is titled 'Additional details' and includes the following form fields: 'Current Address' with an 'Update Address' link below it, 'Gender', 'Country of origin', a checkbox for 'I identify as Aboriginal or Torres Straight Islander', and 'Make my profile private: Yes/No'. A blue 'Next' button is positioned at the bottom right of the form area. The browser's taskbar at the bottom shows the time as 3:21 PM on 20/01/2019.

Screen 11 – Emergency Contact Details



The screenshot shows a web browser window with the URL <https://myaccount.rugby.com.au/emergency-details>. The page layout is consistent with the previous screen, featuring the 'RUGBY AU' header and the same navigation menu. The main content area is titled 'Emergency contact details' and contains two input fields: 'Full Name' and 'Mobile'. A blue 'Next' button is located at the bottom center of the form area. The browser's taskbar at the bottom shows the time as 4:09 PM on 19/01/2019.

Screen 12 – Additional Questions, you **MUST** have your child's height and weight information.



The screenshot shows a web browser window with the URL <https://myaccount.rugby.com.au/additional-questions>. The page features a dark blue header with the 'RUGBY AU' logo and a sidebar with navigation links: 'My Profile', 'Register', and 'Logout'. The main content area is white and contains the following elements:

- A back arrow icon at the top left.
- The title 'Additional questions'.
- A link 'Why am I providing this information?' with a question mark icon.
- Three input fields labeled 'School', 'Height (cm)', and 'Weight (kg)'.
- A blue 'Next' button at the bottom.

The Windows taskbar at the bottom shows the search bar, task view, and various application icons. The system tray on the right indicates the time as 4:10 PM on 19/01/2019.

Screen 13 – Registration Summary.

If claiming Active Kids Voucher, you **MUST** have your voucher number (you must apply for this prior to registering) available.

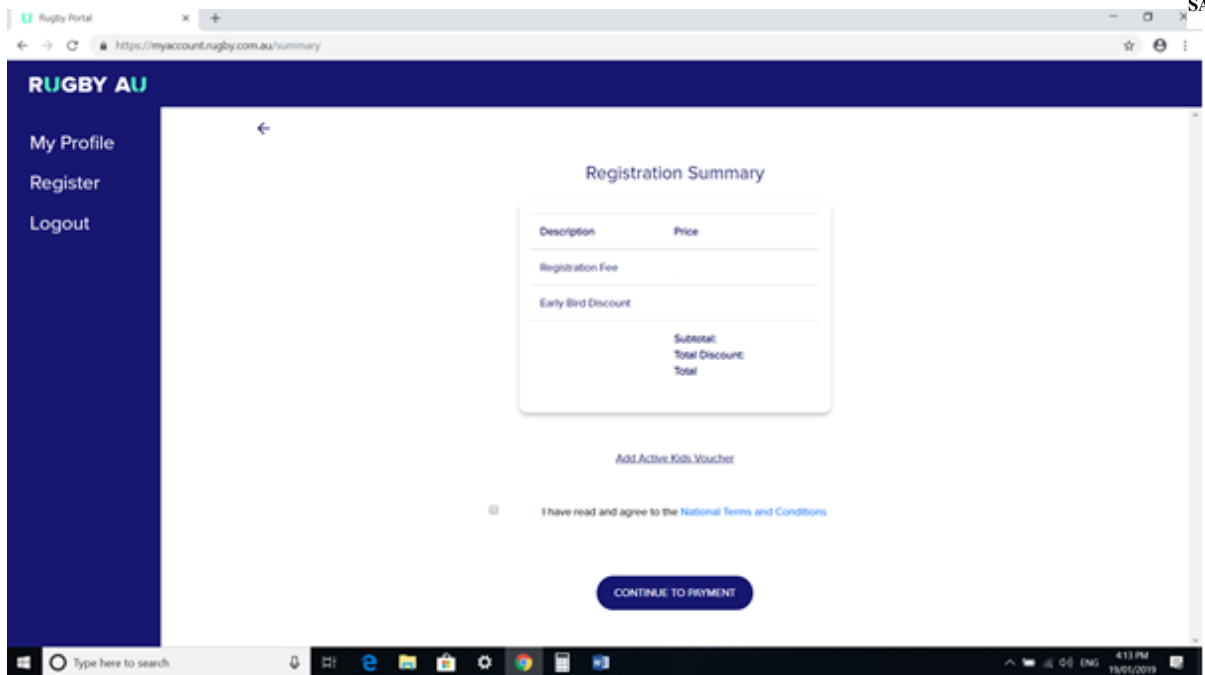
FYI – Developers Warning about Vouchers

It appears if the person registering a player with vouchers enters in the voucher number (which validates the voucher), then goes back and reviews/changes and goes forward again then the voucher is declared redeemed before payment is made. The same goes for validating the voucher, and then quits, or any possible combination of not completing it in one smooth flow. The developers are improving the code as a high priority but until then – be aware.

If any parent does do this, they need to email rugbyexplorer@rugby.com.au (or runningrugby@rugby.com.au – there are several email addresses on the web site and they all end up in the same basket) with the details including:

- parents full name
- child's full name
- Club
- child's DOB
- voucher number

And they will check re payment and take the necessary action.



RUGBY AU

My Profile
Register
Logout

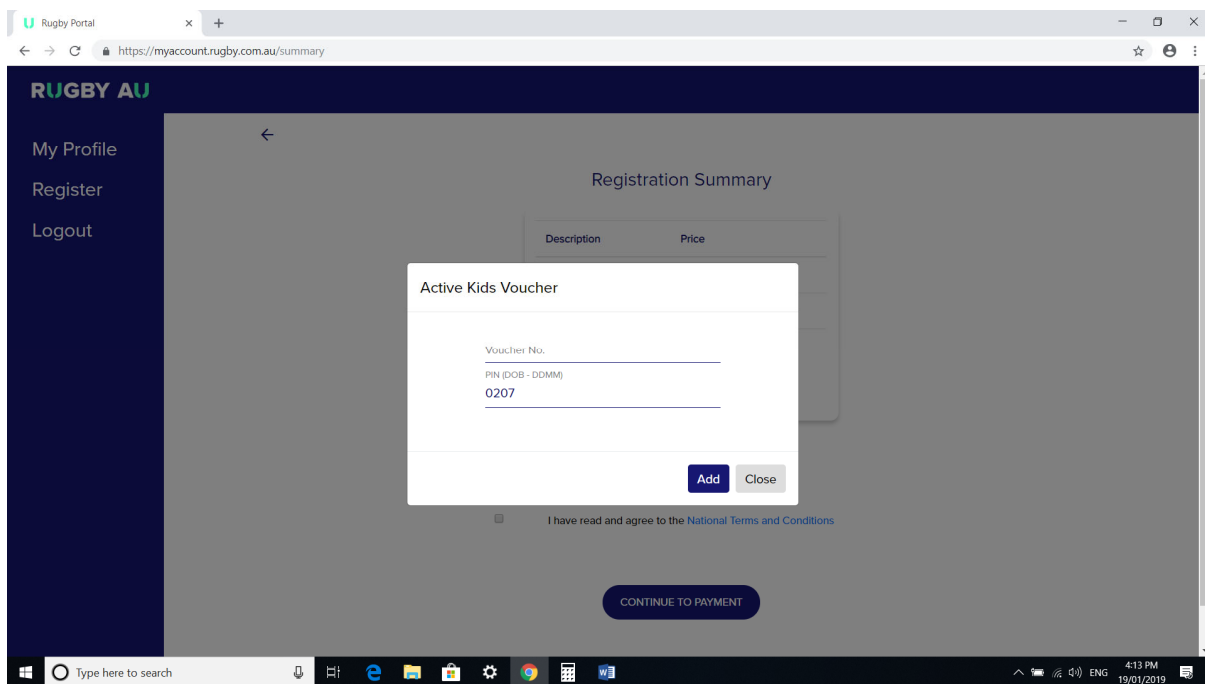
Registration Summary

Description	Price
Registration Fee	
Early Bird Discount	
Subtotal:	
Total Discount:	
Total	

[Add Active Kids Voucher](#)

I have read and agree to the [National Terms and Conditions](#)

CONTINUE TO PAYMENT



RUGBY AU

My Profile
Register
Logout

Registration Summary

Description	Price
Registration Fee	
Early Bird Discount	
Subtotal:	
Total Discount:	
Total	

Active Kids Voucher

Voucher No. _____

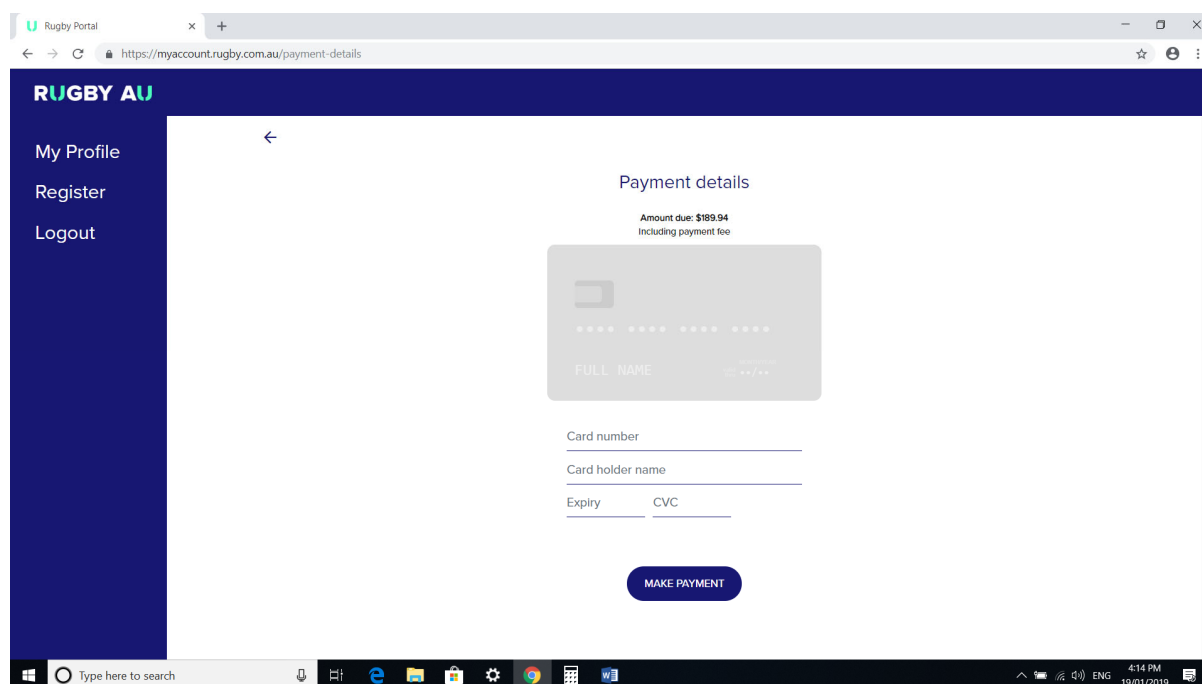
PIN (DOB - DDMM)
0207

Add **Close**

I have read and agree to the [National Terms and Conditions](#)

CONTINUE TO PAYMENT

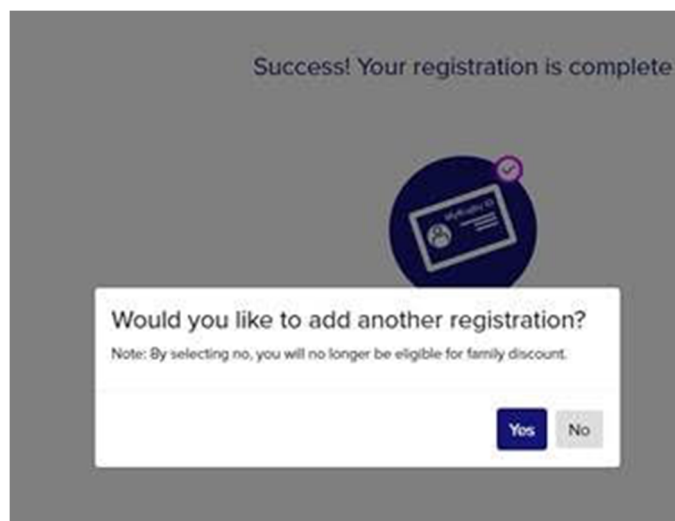
Screen 14 – Payment Details



The screenshot shows a web browser window with the URL <https://myaccount.rugby.com.au/payment-details>. The page title is "RUGBY AU" and the main heading is "Payment details". The amount due is \$189.94, including a payment fee. A card icon is shown with a "FULL NAME" field. Below the card icon are input fields for "Card number", "Card holder name", "Expiry", and "CVC". A "MAKE PAYMENT" button is located at the bottom of the form. The left sidebar contains links for "My Profile", "Register", and "Logout". The Windows taskbar at the bottom shows the time as 4:14 PM on 19/01/2019.

Screen 15 – Multiple Registrations

Registering multiple children from one family, to receive the discount please ensure that you process all registrations at the same time.



The screenshot shows a success message: "Success! Your registration is complete". Below the message is a question: "Would you like to add another registration?". A note states: "Note: By selecting no, you will no longer be eligible for family discount." There are "Yes" and "No" buttons at the bottom of the form. A circular icon with a checkmark and a card image is positioned above the question.

Rugby Xplorer FAQ and Help Menus can be found at:

<http://www.rugbyau.com/participate/rugby-administration/club-administration/resource-library>

For all user login hiccups – contact on runningrugby@rugby.com.au or 02 8005 5600. Mon-Fri 9am-9pm and Sat 9am-3pm