

# Blending Hopscotch

## A Fun Phonics Sound Blending Activity

### Objective:

To help early readers practice blending phonemes to form words using an engaging, movement-based game.

### Materials Needed:

- Large flashcards with blends (e.g., **bl, cl, dr, fl, gl, pl, sl, br, cr, fr, gr, pr, tr, sc, sk, sm, sn, sp, st, sw, tw**)
- Large chalk or tape (if indoors) to create a hopscotch grid
- **Word-ending cards** (e.g., **-og, -at, -ip, -un, -ed, -est, -ick, -ell, -ock**)
- Small beanbag or marker

### How to Play:

1. **Set Up the Hopscotch Grid:** Write different blends in each square of the hopscotch board.
2. **Prepare Word-Endings:** Place the word-ending cards in a small container.
3. **Start the Game:** A student tosses the beanbag onto a blend square.
4. **Blend the Word:** The student then picks a word-ending card and blends it with the blend they landed on (e.g., if they land on "fl" and pick "-ag," they say "**flag**").
5. **Say It Aloud:** The student says the full word and uses it in a sentence for comprehension practice.
6. **Hop & Repeat:** The next player continues, aiming to form as many real words as possible.

#### NOTE

The letter flashcards for the activity are on sale upon request. If this resource is downloaded, you receive all the flashcards at a extreme discount price.

**Request for a Discount Today**

# Blending Hopscotch

## A Fun Phonics Sound Blending Activity

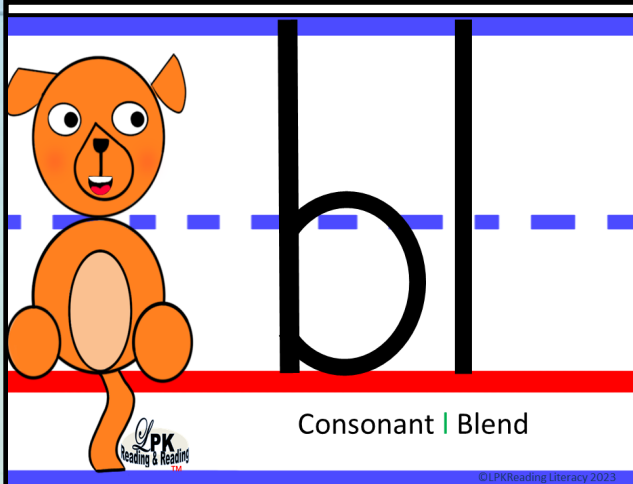
### Blends for the Activity Session:

- L-Blends: bl, cl, fl, gl, pl, sl
- R-Blends: br, cr, dr, fr, gr, pr, tr
- S-Blends: sc, sk, sm, sn, sp, st, sw
- Tw-Blends: tw, qu

### Adaptations for Students with Reading Delays:

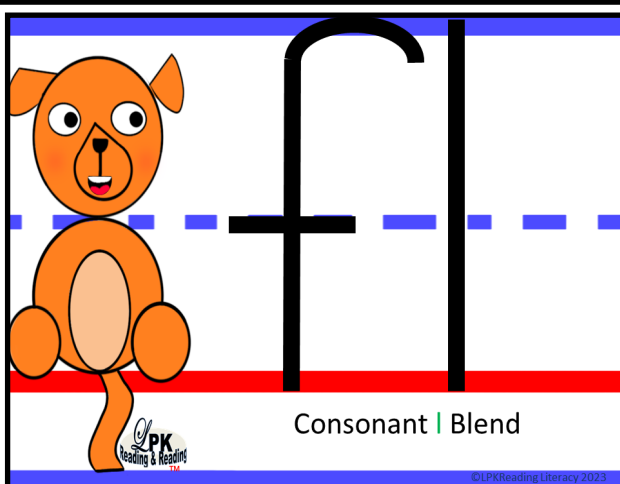
- Allow students to clap out each phoneme before blending.
- Use picture-word cards to provide visual reinforcement.
- Pair struggling students with a peer for guidance.
- Provide tactile letter tiles for kinesthetic learners to build the word before saying it aloud.

This activity combines movement and phonics practice, making sound blending fun and interactive! Would you like a printable version of the blending chart for additional practice?



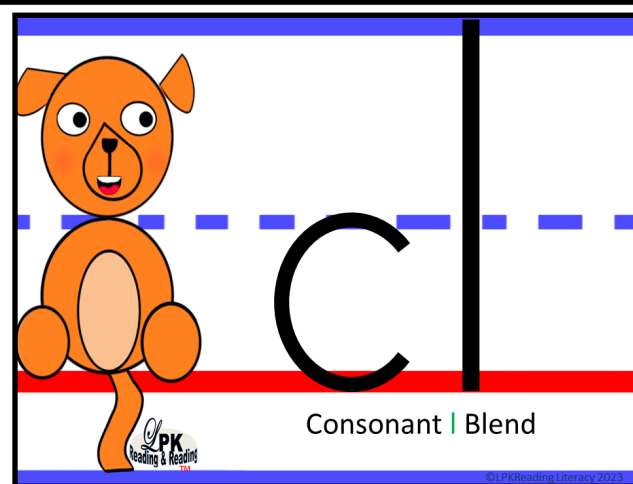
Consonant | Blend

©LPKReading Literacy 2023



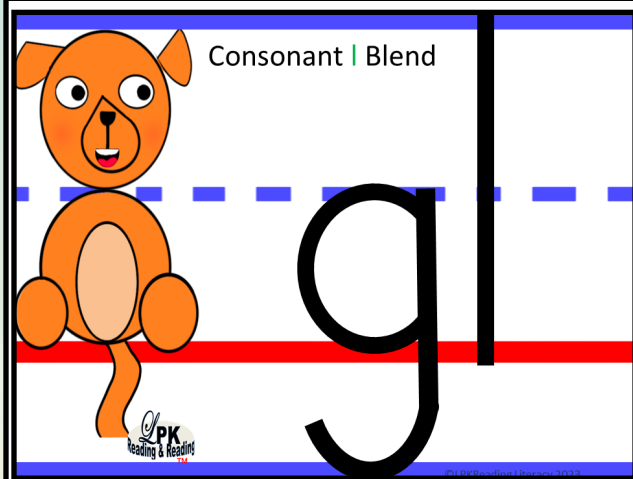
Consonant | Blend

©LPKReading Literacy 2023



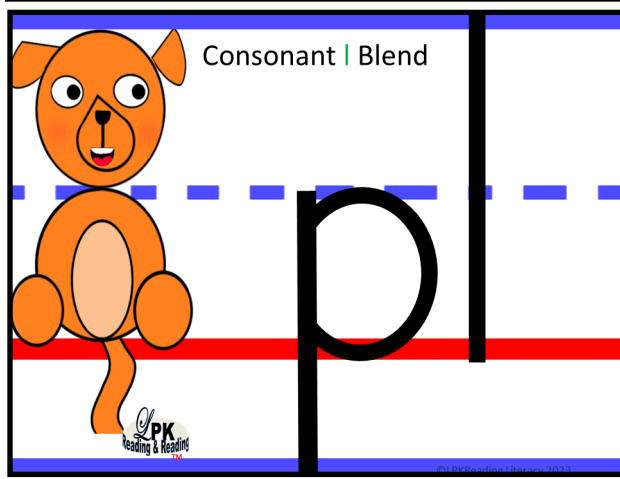
Consonant | Blend

©LPKReading Literacy 2023



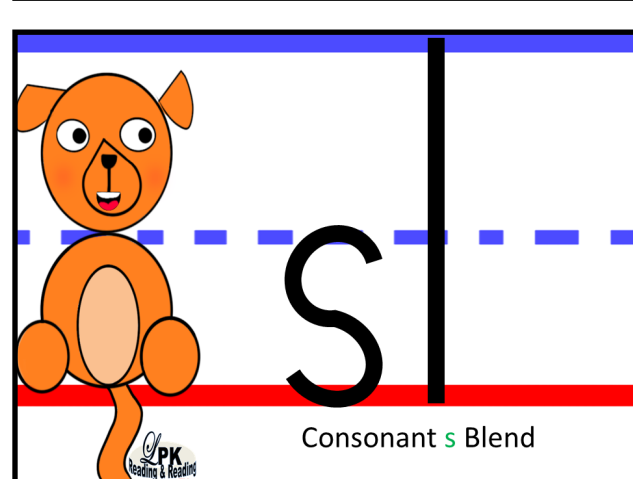
Consonant | Blend

©LPKReading Literacy 2023



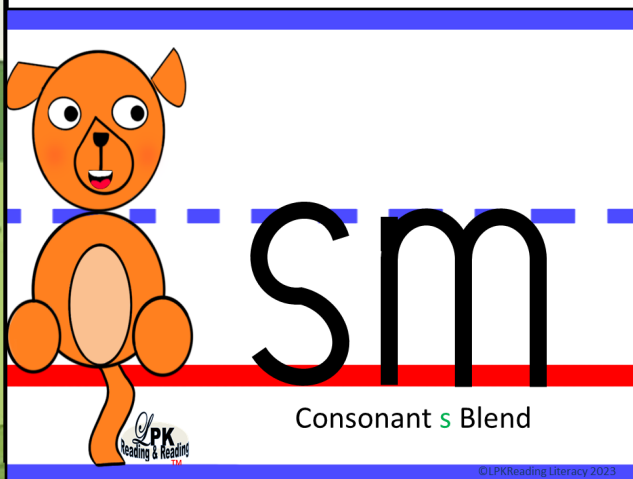
Consonant | Blend

©LPKReading Literacy 2023



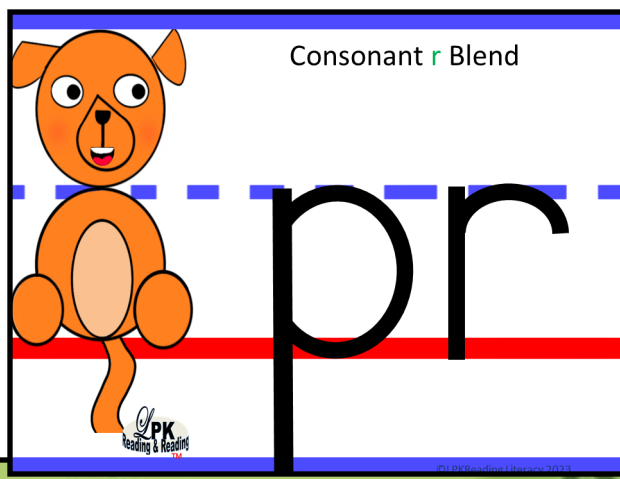
Consonant s Blend

©LPKReading Literacy 2023



Consonant s Blend

©LPKReading Literacy 2023



Consonant r Blend

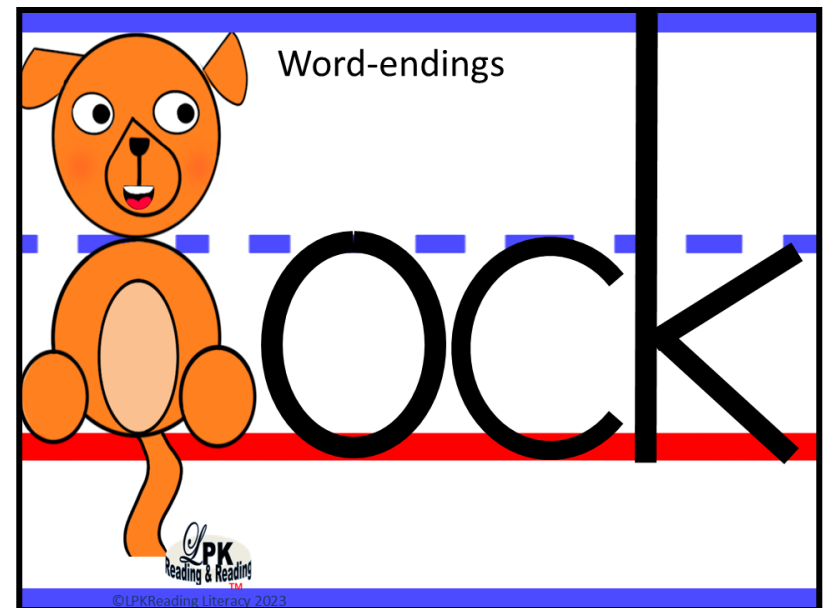

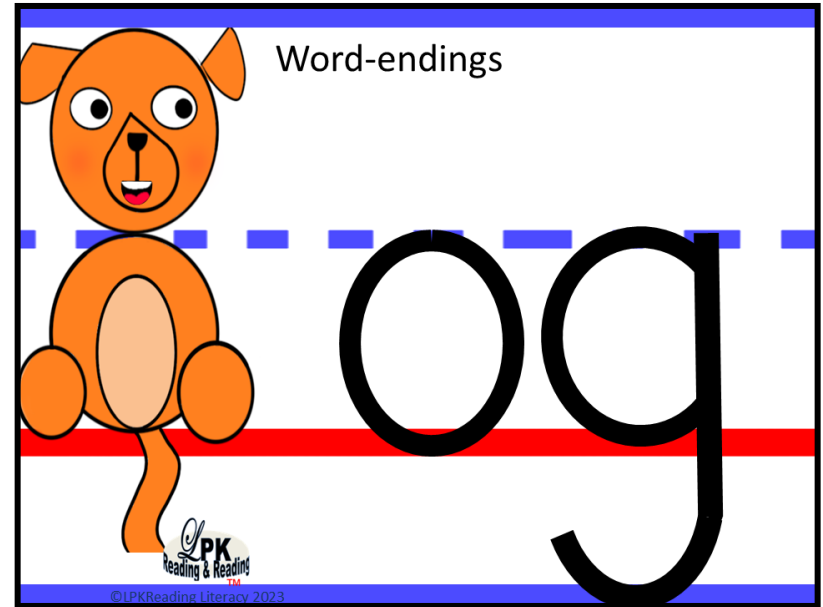
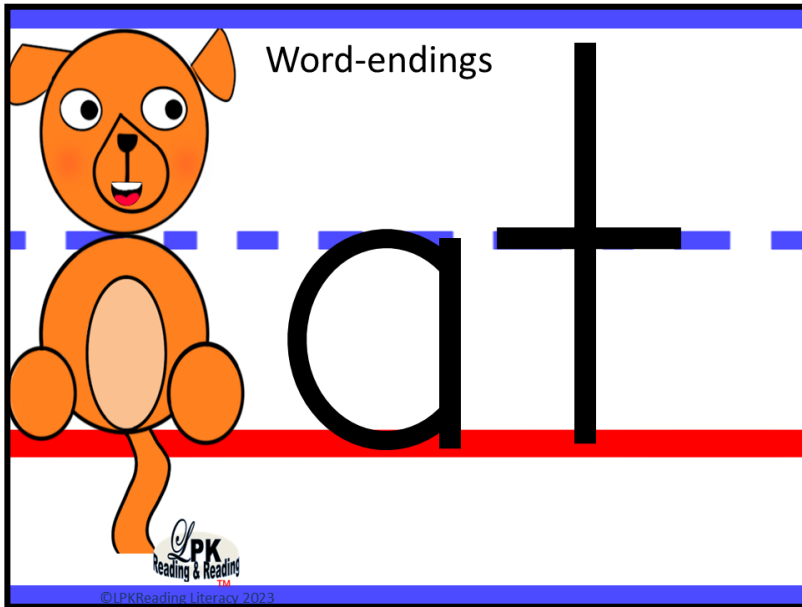
©LPKReading Literacy 2023

# Letter Flashcards

These are a sample of the flashcards available on request.

# Word-ending Cards

More flashcards can be available on request.



# Word-ending Cards

More flashcards can be available on request.

