IMMO BLOCK I

Plug-and-Play Immobilizer Block for Drive-Block-Equipped 1995-1998 Porsche 993's

(US/Canada/Saudi)

INSTRUCTION MANUAL

Designed and Engineered by PCAR Products

INSTALLATION

These instructions apply to installation in North American/Saudi market 993's only. For installation in rest-of-world (RoW) 933's see: www.ezimmoblock/downloads.

Procedure:

- Make sure Ignition is OFF and key is OUT.
- Using trim tools remove fuel gauge from dash (Figure 1). Make sure tool is under the rubber gasket. Work carefully around the perimeter, gently backing the gauge out a little at a time.
- Locate the gong relay behind the fuel gauge and remove it by pulling it straight up (Figure 2).

REMEMBER

With the Gong relay out, audible warnings for lights on, key in, and seatbelts will be lost.

Your IMMO BLOCK runs off the provided 9V battery. If it shipped separately, install it now (see "Battery Installation").

- With the battery installed, align IMMO BLOCK as shown in Figure 3 and plug it into gong relay socket, making sure it's fully seated.
- Reinstall fuel gauge.

Installation complete!

Figure 1 Use plastic pry tools to loosen gauge.



Figure 2 Gong Relay is behind fuel gauge



Figure 3 IMMO BLOCK installed

OPERATION

- Wait at least 3 minutes after re-installing the fuel gauge for IMMO BLOCK to initialize.
- Unlock car with the FOB.

IMMO BLOCK is operational.

From now on the vehicle can be started any time - no more double FOB presses, no more lock cycling. IMMO BLOCK works in the background and requires no further action by you. If you remove/reinstall IMMO BLOCK, or the car battery is disconnected/reconnected, simply unlock the car again with the FOB and IMMO BLOCK will resume operation.

IMPORTANT

THE IMMOBILIZER IS DEFEATED WHEN THE VEHICLE IS UNLOCKED. ALWAYS LOCK YOUR VEHICLE FOR FULL ANTI-THEFT PROTECTION.

BATTERY INSTALLATION

IMMO BLOCK will run for approximately 2 years on a standard alkaline 9v battery. Replace battery when voltage goes below 6.5V or IMMO BLOCK stops working:

- Turn Ignition OFF and remove key.
- Unplug IMMO BLOCK from the gong relay socket.
- Turn unit over and note how the notch in the case engages the terminal (Figure 4).
- Gently push the case to the left to disengage the notch from the terminal and simultaneously pull the electronics body out (Figure 5).
- Alternatively, wedge a plastic pry tool between the case and terminal and work it back and forth to push the electronics body out (Figure 6).
- Release battery by pushing rear tab outward and rotating battery up and out (Figure 7). Avoid contacting exposed pins.
- Install a fresh 9-volt battery observing proper polarity, then slide case back on.
- Wait 3 minutes, then re-install IMMO BLOCK per INSTALLATION procedure.

The IMMO BLOCK case shields and protects sensitive circuitry.
<u>DO NOT OPERATE IMMO BLOCK WITH CASE REMOVED.</u>



Figure 4 Notch engages terminal



Figure 5 Push case to left. Pull electronics out.

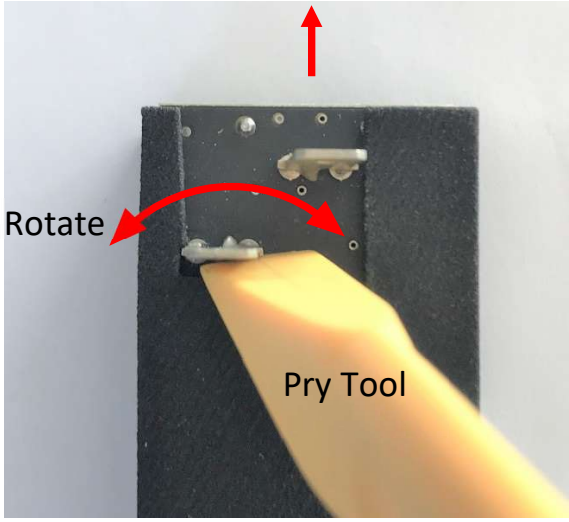

Figure 6 Alternate removal method



Fig 7 Remove battery

FAQs

Q: Which 993's does IMMO BLOCK work in?

A: IMMO BLOCK works in all North American-market Porsche 993's made between 1995 and 1998 - Coupes, Cabs, Targas and Turbos, narrow body and wide body. If you have a wireless key FOB and an original equipment Immobilizer, IMMO BLOCK will work for you.

Q. What about 993's built for other markets (RoW vehicles)

A. IMMO BLOCK also works in RoW 993's (except UK-market 993's). RoW 993's don't have gong relays, so IMMO BLOCK needs to be wired to RoW cars. Installation instructions for RoW vehicles can be found on the web site: www.ezimmoblock/downloads.

Q. My computer (ECU) has performance tuning modifications. Will IMMO BLOCK work for me?

A. Yes. IMMO BLOCK only requires that the car have an original equipment immobilizer.

Q. Will I still need my key FOB after installing IMMO BLOCK?

A. You won't need the FOB to start the car, but you still need it to lock and unlock the doors. Locking/unlocking is a separate function controlled by the Alarm Control Unit, not the immobilizer.

Q: Are there any unwanted side effects to using IMMO BLOCK?

A: Other than loss of the door chime, there are no known side effects to using IMMO BLOCK. IMMO BLOCK simply eliminates nuisance locking/unlocking. In all other ways your 993 will behave normally.

Q: Will IMMO BLOCK interfere with my OBD II diagnostic scanner?
A: No. Any scanner that worked before IMMO BLOCK was installed will still work.

Q: Can I still program FOBs with IMMO BLOCK installed?
A: Yes. The FOB programming/Emergency start procedure described in your Owner's Manual will work with IMMO BLOCK installed.

Q: Can someone start my car by just plugging in an IMMO BLOCK?
A: No. IMMO BLOCK has to be activated with your FOB before it will work.

Q: How long will the IMMO BLOCK battery last?
A: A standard 9V alkaline battery will last approximately 2 years. A 9v lithium will last about 3 years. Actual battery life will depend on manufacturer, battery age, temperature, etc.

Q: What happens if the IMMO BLOCK battery dies?
A: When the IMMO BLOCK battery reaches end of life (~6.5v), the immobilizer simply reverts to behaving like it did before IMMO BLOCK was installed. Change the IMMO BLOCK battery to resume blocking behavior.

Q: After I replaced the IMMO BLOCK battery it stopped working. Is this normal?
A: Yes. After changing the battery, you need to reactivate IMMO BLOCK by unlocking the door with the FOB one time.

Q: I disconnected my car battery and after reconnecting it, IMMO BLOCK stopped working. Is this normal?
A. Yes. After any interruption of battery power, you need to reactivate IMMO BLOCK by unlocking the door with the FOB.

Q: Is there a way to power IMMO BLOCK off the car battery instead of the 9v battery?
A. Yes. Instructions on how to do this are available here: ww.ezimmoblock.com/battery-eliminator.

PCAR Products
Ph: 860-271-1826
support@EZIMMOBLOCK.com

Copyright 2023 PCAR Products