

# FABRIC MASK USAGE



**ALWAYS WASH YOUR MASK BETWEEN USES. REUSING ANY MASK INCREASES YOUR RISK OF INFECTION.**

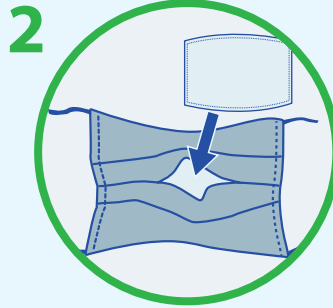


**DO NOT TOUCH OR LOWER YOUR MASK WHEN WEARING IT. IT INCREASES YOUR CHANCE OF INFECTION AND MAKES THE MASK USELESS!**

## PUTTING ON THE MASK



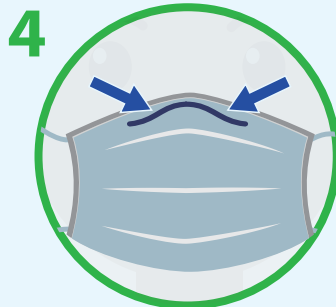
**1 WASH YOUR HANDS**




**2 IF YOUR MASKS HAS AN INNER FILTER POCKET, INSERT MATERIAL**



**3 PUT ON YOUR MASK MAKING SURE IT COVERS YOUR NOSE AND MOUTH**




**4 IF YOUR MASK HAS A WIRE, MOULD IT TO YOUR NOSE. TRY TO GET AS TIGHT AS FIT AS POSSIBLE**



**5 WASH YOUR HANDS**

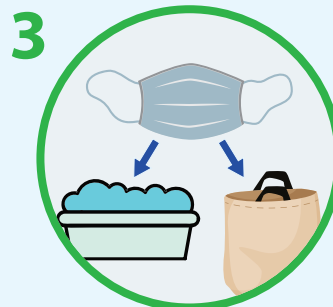
## REMOVING THE MASK




**1 WASH YOUR HANDS**



**2 REMOVE MASK BY TOUCHING ONLY THE ELASTICS OR TIES**



**3 THIS MASK IS NOW CONTAMINATED. TREAT IT LIKE IT IS CORONAVIRUS. REMOVE FILTER MATERIAL AND PLACE DIRECTLY IN WASH OR IN A BAG TO BE WASHED**



**4 WASH HANDS AND STERILIZE ANYTHING YOUR MASK TOUCHED.**