

\$297 million

FINANCING VOLUME*

20

of FINANCING TRANSACTIONS

\$1,600 million

M&A VOLUME*

16


of M&A TRANSACTIONS

Selected Financing Transactions

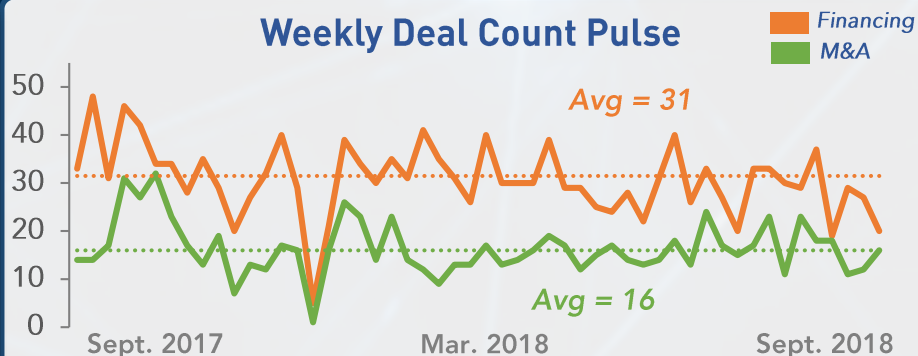
(\$ in mm)

Company	Amount
OakNorth	\$100
monese	60
kira	50
SYNAPSEFI	17
crosslend	16
YOCO	16
Shine	9
JAJA	9
alaiacapital	6

Financing Activity




Weekly Deal Count Pulse



Deal Volume and Count



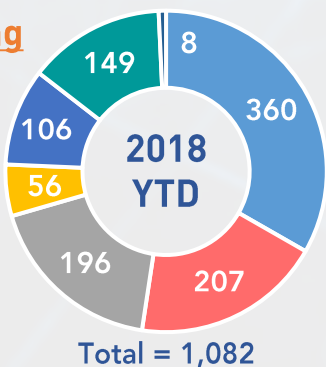
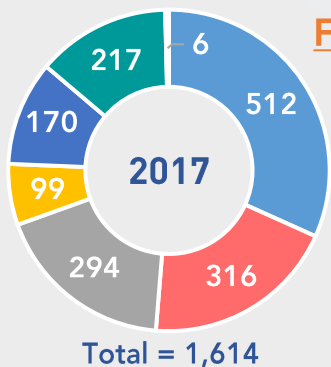
M&A Activity



Selected M&A Transactions

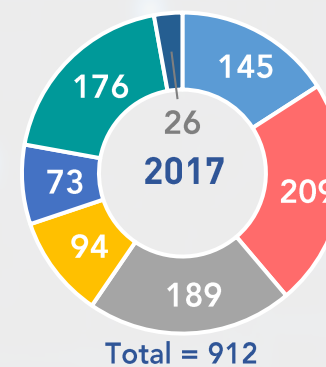
(\$ in mm)

Target	Acquirer	Amount
INTRA LINKS	SS&C	\$1,500
APTTUS	THOMA BRAVO	na
paze	Contis	na
ETS	Elavon	na
DCR	coupa	na



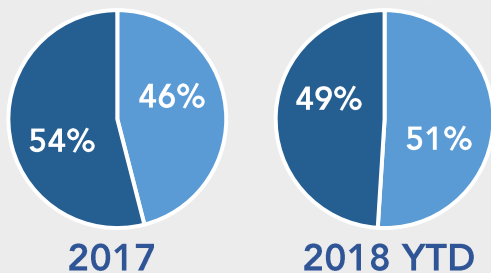
Number of Deals by Sector

- Lending / Banking Tech
- Payments / Cards / Loyalty
- Cap. Markets / WealthTech
- Financial HCIT
- InsurTech
- Fin. Management Solutions
- Financial BPO

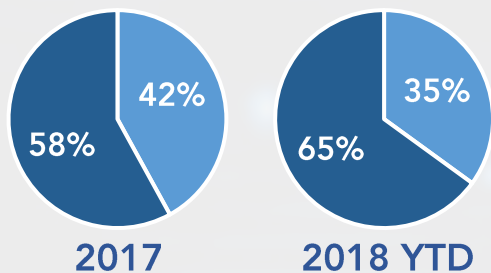


Financing

of Transactions



\$ Volume

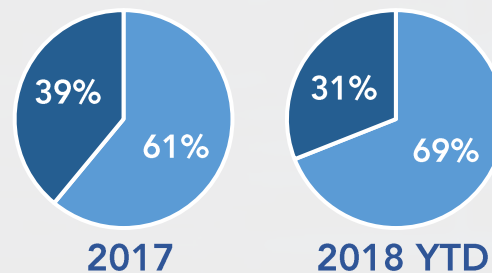


Domestic ^
International

^ Domestic includes Canada

Domestic vs. International Deal Activity

of Transactions



\$ Volume

