



**MONKEY KING DIAMOND TOOLS**

# Concrete Grinding, Polishing & Floor Preparation Tools

Application-first diamond tooling systems for contractors and distributors: coating removal, grinding, transition, polishing, profiling and machine fitment support.

[www.monkeykingdiamond.com](http://www.monkeykingdiamond.com)

Shanghai Suxian Industry & Trade Co., Ltd. | Shanghai, China



## COMPANY POSITIONING

# Application-first tooling for professional floor work



**Monkey King Diamond Tools supplies diamond tooling systems for concrete floor preparation, coating removal, grinding, transition, polishing and surface profiling.**

The focus is practical machine fit, jobsite workflow and buyer decision logic. We help contractors and distributors narrow down the tooling sequence instead of asking them to guess from a long SKU list.

**MACHINE COMPATIBILITY**

Lavina, HTC, Husqvarna Redi Lock, Scanmaskin, SASE, EDCO, Terrco, Diamatic / Blastrac, ASL / Xingyi, WerkMaster, Klindex and more.

**CUSTOMIZATION**

Segment shape, grit, bond, plate, holder and machine fitment can be adjusted for grinder systems and jobsite conditions.

**GLOBAL B2B SUPPORT**

English catalog support, product matching, quotation assistance and after-sales communication for distributors and contractors.



PRODUCT SYSTEM MAP

# Choose by job stage, not only SKU

This brochure helps buyers send the right machine, floor condition and target-result information.

01

## Coating Removal

PCD tools remove epoxy, glue, mastic, paint and heavy coatings before re-coating or grinding.

02

## Metal Grinding

Metal bond tools open the slab, level the surface and control scratches after removal.

03

## Hybrid Transition

Hybrid, ceramic and copper steps reduce metal scratch carry-over before resin.

04

## Resin Polishing

Resin systems build clarity and gloss for polished concrete, terrazzo and stone floors.

### WHAT BUYERS SHOULD SEND

Machine brand/model, floor condition or concrete hardness, current job stage, coating type/thickness and target result.

### WHAT MONKEY KING SUPPORTS

Common products are available, and segment shape, grit, bond, plate and machine fitment can be customized.



## FROM PREP TO FINISH

# Recommended workflow logic

A quote should connect the grinder, floor condition and target result into one practical tooling sequence.

## STEP 1

## Inspect

Machine brand/model, plate photo, rotation direction and job target.

## STEP 2

## Remove

PCD for epoxy, glue, mastic, paint and thick coatings.

## STEP 3

## Grind

Metal bond tools in 16/30/60/120 grit, with bond selected by concrete hardness.

## STEP 4

## Refine

Hybrid or ceramic step to reduce visible metal scratches.

## STEP 5

## Finish

Resin sequence for clarity, gloss and final surface result.

### QUOTE LOGIC


Send your machine model, concrete hardness or floor condition, current job stage and target result. We will recommend a focused tooling setup.



PRODUCT FAMILY 01

# PCD & Coating Removal

PCD tools for epoxy, glue, mastic, paint and thick coating removal before re-coating or grinding.



- Common structures include PCD + stabilizer bar, PCD + segment, 1/4 PCD, full PCD and left/right direction options.
- Machine fitments can support Lavina, HTC, Husqvarna, Scanmaskin, EDCO, Terrco, Diamatic / Blastrac and more.

## ORDERING NOTE

Machine model, coating type, coating thickness and rotation direction should be confirmed before ordering.



## PRODUCT FAMILY 02

# Metal Bond Grinding

Metal bond tools for slab opening, surface leveling, scratch control and follow-up grinding after coating removal.



- Common segment shapes include arrow, round, bar, Z-style, single segment and double segment.
- Typical grit range: 6 / 16 / 30 / 60 / 120 grit.
- As a general rule, soft bond is used for hard concrete, while hard bond is used for soft concrete.

**ORDERING NOTE**


As a general rule, soft bond is used for hard concrete, while hard bond is used for soft concrete. Segment shape, grit, bond and fitment can be customized.



## PRODUCT FAMILY 03

# Hybrid & Resin Polishing

Hybrid tools bridge metal grinding into resin polishing. Resin systems build final refinement, clarity and gloss.



- Hybrid, ceramic and copper steps help reduce metal scratch carry-over before resin polishing.
- Resin sequences may include 50 / 100 / 200 / 400 / 800 / 1500 / 3000 grit, depending on the floor and target result.
- Concrete hardness, scratch pattern and operator method affect the final result.

**ORDERING NOTE**

Do not treat one pad as a universal shortcut. Match the transition and resin system to the floor and scratch pattern.



## PRODUCT FAMILY 04

# Machine Compatibility & Adapters

Adapters, plates and holders help customers run suitable tools across different grinder systems.



- Conversion plates, magnetic plates, hook-and-loop holders, resin pad holders and machine-fitment adapters are available.
- The key question is whether the buyer's grinder can run the recommended tooling setup safely and correctly.
- Send machine brand, model and plate photo before ordering adapters.

**ORDERING NOTE**

Send machine brand, model and plate photo before ordering adapters.



# Floor Grinders / Machines

Floor grinders and handheld tools for concrete surface preparation, stone grinding, polishing and edge work.



### 250mm Concrete Edge Grinder

Edge grinding and surface preparation.



MK-760 Remote Control Planetary Grinder	
Voltage	180V 50Hz
Working Width	760mm x 760mm
Motor Power	1500W
Grinding Motor Speed	0-1500 rpm
Grinding Disc Speed	0-900 rpm
Grinding Disc	400mm x 4.5mm
Series Motor	1000W x 2, 2800/1500
Machine Working Speed	0-3400rpm (Adjustable)
Machine Weight	54kg
Standard Accessories	<ul style="list-style-type: none"> <li>Brush set 2 pc.</li> <li>Waterproof dust cover 1 pc.</li> <li>Grinding brush 12 pcs.</li> <li>Push set 1000 2 pcs.</li> <li>Adjusting wrench 2 pcs.</li> </ul>

### Remote Control Planetary Concrete Grinder

Large floor grinding and polishing work.



### Remote Control Planetary Grinder - 15kW / 760mm

Planetary grinding and polishing workflow.



### Machines and Power Tools Range

Representative equipment and handheld support tools.

#### SELECTION NOTE

Confirm power, working width, plate type and job target before choosing machine-supported tooling.



# Adapters and Plates

Conversion plates, magnetic plates and hook-and-loop holders for expanding tool compatibility across grinder systems.



**HTC to Lavina / EDCO Adapter Plate**

Cross-system conversion plate.



**280mm HTC EZ Change Velcro Plate**

Resin pad holder conversion.



**HTC to Trapezoid Magnetic Adapter**

Magnetic adapter for metal tools.



**Klindex Fan-Shaped Shoe Adapter Plate**

Arc-back tool holder plate.



**Husqvarna Resin Pad Backer Holder**

Hook-and-loop resin pad support.



**Lavina 25-S/7 to SASE Adapter Plate**

Lavina to SASE quick-change setup.

## SELECTION NOTE

Send machine brand, model and plate photo before ordering adapters.



# PCD & Coating Removal Tools

PCD scrapers and coating-removal diamonds for epoxy, glue, mastic, paint, adhesive and thick coating removal.



**Lavina PCD Coating Removal Tool**

Lavina fitment for coating removal.



**WerkMaster 1/4 PCD Removal Tool**

WerkMaster fitment for coating removal.



**SASE PCD Grinding Tool**

SASE quick-change coating removal.



**Klindex Quick Lock PCD Scraper**

Klindex quick-lock diamond scraper.



**STI PrepMaster PCD Removal Tool**

Prep/Master left/right PCD option.



**ASL IronHorse PCD Glue Scraper**

ASL / IronHorse soft glue and mastic removal.

## SELECTION NOTE

Machine model, coating type, coating thickness and rotation direction should be confirmed before ordering.



# Metal Bond Grinding Tools

Metal-bond diamonds for slab opening, surface leveling, scratch control and coating-removal follow-up grinding.



**2-Segment Redi Lock Grinding Tool**

Husqvarna Redi Lock metal bond.



**HTC EZ Change 3 Round Button Shoe**

Round button HTC grinding shoe.



**QC Grinding Shoe Puck for Lavina / EDCO**

Lavina / EDCO grinding puck.



**EDCO Single Bar Metal Bond Tool**

Single bar EDCO metal bond.



**HTC 2 Arrow Quick-Change Metal Disc**

Arrow segment HTC grinding disc.



**SASE Z Double Segment Trapezoid Shoes**

SASE trapezoid metal bond.

## SELECTION NOTE


Custom segment shape, grit, bond and machine fitment are available for grinder and floor conditions.



# Hybrid Pads & Transition Tools


Ceramic, copper and hybrid transition tools for bridging metal grinding into resin polishing.

9 inch



**9 Inch Ceramic Transition Wheel**


Scratch refinement between metal and resin.



**5 Inch Ceramic Transitional Pad**


Edge transition for hand grinders.

7 inch




**7 Inch Ceramic Transitional Pad**

Edge grinder transition work.



**3 Inch Hybrid Pad for Concrete**

Hybrid scratch refinement pad.



**3 Inch Copper-Bond Transition Pad**

Copper-bond transition step.



**WerkMaster Ceramic Transitional Pad**

WerkMaster quick-change transition.

## SELECTION NOTE

Transition results depend on concrete hardness, scratch pattern and operator method.



# Resin & High-Speed Polishing Pads

Resin polishing pads and large-format pads for clarity, gloss and final finish development.



**HTC Resin Bond Polishing Pad**

HTC quick-change concrete polishing.




**Cassani Resin Diamond Polishing Pad**

Hook-and-loop resin polishing pad.



**Dry Pad for Concrete Polishing**

Concrete floor finishing pad.



**17 Inch Resin-Bond Wet Polishing Pad**

Large-format wet polishing pad.



**WerkMaster Resin Polishing Pad**

WerkMaster 50-3000 grit range.



**HTC Quick-Change Resin Pads**

HTC quick-change concrete polishing.


**SELECTION NOTE**

Choose resin steps as a finishing system, not as single isolated pads.




# Bush Hammer Tools and Rollers

Bush hammer rollers and plates for anti-slip texturing, aggregate exposure, coating prep and profiling.



**45-Pin Bush Hammer Roller with Support**

Surface preparation and anti-slip texture.



**4 Inch 45-Tooth Bush Hammer Roller**

Husqvarna grinder texturing.



**Terrco Concrete Bush Hammer Roller**

Terrco litchi finish prep.



**Syntec Fast-Change Bush Hammer Roller**

Syntec surface texturing.



**3-Roller Bush Hammer Plate**

Floor grinder surface profiling.



**STI-Style Bush Hammer Roller**

Concrete surface texturing.

## SELECTION NOTE

Plate, roller style and machine system can be customized for texturing and profiling work.



# Cup Wheels & Jobsite Accessories

Including power tools, handheld polishing, dust-control shrouds and backer pads.



**Handheld Power Tools Range**

Handheld and machine support tools.



**7 Inch PCD Cup Wheel**

PCD cup wheel for coating removal.



**5 Inch Ceramic Cup Wheel**

Transitional edge and corner grinding.



**Jobsite Accessories**

Screws, holders and support items.



**Dust Control and Shrouds**

Dust shroud and extraction support.



**Wet Stone Polisher Grinder Kit**

Wet polishing kit with diamond pads.

## SELECTION NOTE

Choose edge grinding, handheld polishing and dust-control items by jobsite task.



TRUST SUPPORT

# Factory & Production Capability

Selected production, packing and ready-to-ship photos from the factory side.



### Production Area

Equipment, tooling work and factory-side preparation.



### Batch Metal Tools

Consistent segment layout for repeated orders.



### Packed Cartons

Carton packing for export handling.



### Pallet Packing

Bulk order packaging before dispatch.



### Ready-to-Ship Stock

Factory stock and shipment preparation.

### WHY THIS MATTERS

For B2B buyers, factory photos help confirm supply capability, repeat-order support, packing process and practical export readiness.



**FIELD PROOF**

# Jobsite Feedback & Floor Results

Selected construction and floor-result photos showing real grinding and polishing applications.



### Polishing Result

Floor reflection after grinding and polishing workflow.




### Finished Floor Area

Clean floor result after jobsite preparation.




### Aggregate Exposure

Surface refinement and aggregate visibility.



### Grinding Stage

On-site grinding and floor preparation.



### Dust-Control Work

Practical grinder use on a real floor.

### BUYER TAKEAWAY

Jobsite feedback photos help buyers connect tooling choices with real floor conditions, scratch refinement and final-result expectations.



## PURCHASING SUPPORT

# Recommended tooling setups

These are starting points. The final setup should be checked against machine model, floor condition and target result.

## Coating Removal Setup

PCD → Metal 16/30 → Hybrid

For epoxy, glue, mastic, paint and heavy coating removal before grinding or re-coating.

## Concrete Prep Setup

Metal 30/60 → Hybrid → Resin

For slab opening, scratch control and preparation for a clearer finish.

## Polishing Setup

Hybrid → Resin 200/400/800/1500/3000

For final refinement, clarity and gloss on concrete, terrazzo or stone floors.

## Anti-slip / Profiling Setup

Bush Hammer → Metal cleanup

For anti-slip texture, aggregate exposure and coating preparation.

### HOW TO GET A RECOMMENDATION

Send your machine model, floor condition and target result. We will recommend a focused tooling setup.



SEND YOUR MACHINE AND FLOOR INFO

# Need a concrete grinding tool setup?

Tell us your machine setup, floor condition and target result. We will help narrow down the right tooling sequence.



## MONKEY KING DIAMOND TOOLS

### Website

[www.monkeykingdiamond.com](http://www.monkeykingdiamond.com)



Scan to browse products

### Direct Support

WhatsApp +86 152 0179 8136



Scan for WhatsApp

**Email: [sales@monkeykingdiamond.com](mailto:sales@monkeykingdiamond.com)**

Company: Shanghai Suxian Industry & Trade Co., Ltd.

Location: Shanghai, China

### TO RECOMMEND THE RIGHT TOOLS, PLEASE SEND

Machine brand and model, floor condition, current job stage, target result, and coating details when ordering PCD tools.