



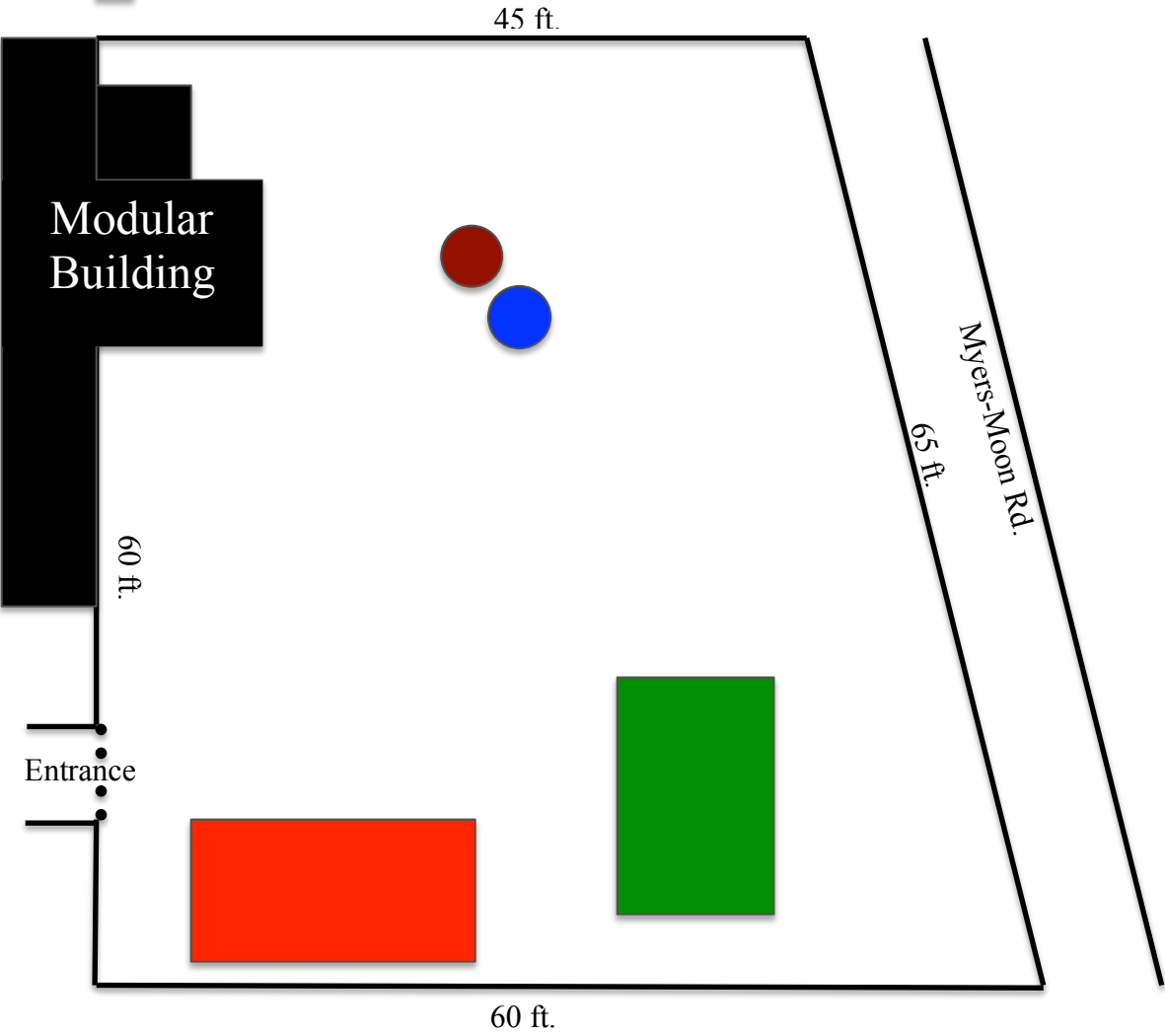
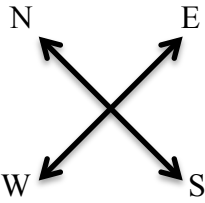


Perennial Area Map

- Key**
-  = Blueberry
 -  = Blackberry
 -  = Strawberry
 -  = Asparagus



Student Involvement Ideas Discussed

Students are a school's most valuable resource. Hopefully, by involving students in the development of the perennial space we can generate pride, further in-class learning experiences, and encourage individual growth. All students involved in the development of the perennial space should receive recognition either by name or by class.

Carpentry – Scott Neil

- Pergola: Students design and build structure to grow vines, such as grapes and passionflowers, to create a shady space for people to relax and enjoy.
- Raised Bed Boxes: Students design and build raised bed boxes for crop production.
- Mobile Sign Frame: Working with the Art class, students design and build a frame to hold a mobile double-sided sign.

Art – Renee Vandevander

- Sign Design Contest: Students participate in a contest to design a sign for the school garden. Students vote for their peers. The winning design gets painted by Art students and used for the school garden.

Agriculture/ Landscaping – Stephen Heavner

- Supervised Agricultural Experience (SAE): One or more interested students may select a proficiency award to pursue, using the perennial area to design and maintain. Proficiency award area descriptions are on page 6.