




CRITICAL THINKING UNLOCKED

BRIEF GUIDE



Your uncle believes the government is poisoning our water to keep us obedient.

Your friend just shared a post claiming 5G technology is damaging our brains.

Do you hit 'share' or 'stop and check'?

In this crazy world of information overload, it's more important than ever to develop critical thinking skills. Youth workers and young people both need the ability to analyse information objectively, question assumptions, and make well-reasoned judgments. Without these skills, it's easy to fall victim to biases, logical fallacies, fake news, disinformation campaigns, and conspiracy theories.

In this guide, we'll dive into the art of critical thinking and equip you with the tools to navigate the minefield of misinformation out there. Get ready to:

- Spot biases and fallacies that can distort your thinking
- Master the rules of civil conversation and respectful debate
- Become a fake news detective and separate fact from fiction
- Get ahead of the game with "prebunking" tactics against future misinformation
- Unravel the tangled web of conspiracy theories with logic and evidence.

By the end of this guide, you'll be a critical thinking ninja, ready to take on the world with your razor-sharp analytical skills and open-minded curiosity. Let's get started on this journey of intellectual empowerment!

WHAT IS CRITICAL THINKING AND **HOW TO USE IT**



"Critical thinking is that mode of thinking - about any subject, content, or problem - in which the thinker improves the quality of his or her thinking by skillfully analysing, assessing, and reconstructing it." - Linda Elder, *The Miniature Guide to Critical Thinking Concepts and Tools*.

This is just one of several definitions. After getting that out of the way, you might be asking yourself how to engage in critical thinking. Well, a super handy framework was cooked up by the brilliant minds of Richard Paul and Linda Elder, two critical thinking rockstars. It's like a recipe for becoming a master of clear, logical thinking.

First up, we've got the **Elements of Thought**. These are like the essential ingredients you need to whip up some solid reasoning. We're talking purpose, questions, info, interpretations, concepts, and assumptions. Analysing each of these elements is key to making sure your thinking game is on point.

EXAMPLE:

Critical Thinking for a Viral Meme

ELEMENT OF THOUGHT	QUESTION TO ASK	EXAMPLE APPLIED TO A MEME
1. Purpose	Why was this meme created?	The creator's goal is probably to make a political opponent look bad and get you to share it without checking.
2. Question	What is the core claim being made?	The meme claims "Politician X voted to take away funding for all local parks."
3. Information	What facts, data, or sources back this up?	There is a blurry screenshot of a news headline, but no link or date. Red flag!
4. Inferences/ Conclusions	What am I supposed to conclude from this?	I'm supposed to conclude that Politician X hates parks and is bad for the community.





ELEMENT OF THOUGHT	QUESTION TO ASK	EXAMPLE APPLIED TO A MEME
5. Concepts	What key ideas are being used?	The key concept is "funding" and the value of "local parks." Is the meme defining "funding" accurately?
6. Assumptions	What is the meme assuming I already believe?	It assumes I believe the source is trustworthy, and that the screenshot is not taken out of context.
7. Implications/Consequences	What happens if I believe this and share it?	I might spread false information, damage a politician's reputation unfairly, and become less trusted by my friends.
8. Point of View	Who is making this claim and what is their perspective?	It was posted by an anonymous account or a known partisan group (e.g., 'Anti-X Fan Club'). This suggests bias.

Next, we've got the **Universal Intellectual Standards**. Think of these as the quality control checklist for your reasoning. Clarity, accuracy, precision, relevance - if your thinking doesn't measure up to these standards, it's time for a rethink! Following these guidelines will level up your reasoning abilities, guaranteed.

EXAMPLE:

Critical Thinking for Buying a New Phone

Use the **Universal Intellectual Standards** to cut through the marketing hype and get the facts before you spend your cash.

INTELLECTUAL STANDARD	QUESTION TO ASK YOURSELF	EXAMPLE APPLIED TO BUYING A NEW PHONE
1. Clarity 	Is the feature clearly defined? Is the tech language just confusing jargon?	A review says the phone has a "Revolutionary 50x Digital Zoom." Ask: What is the clear difference between "digital zoom" (which is often just stretching an image) and optical zoom (real lens movement)? Demand clear, non-marketing explanations.
2. Accuracy 	Is the claim supported by independent tests? Is the data true?	The brand claims the battery life is "Up to 36 hours of video playback." Ask: Is that a consistently accurate number in real-world use (with apps, browsing, and calls)? Check independent tech reviews for non-sponsored battery tests.
3. Relevance 	Does this feature matter to me? Is it relevant to how I use my phone?	The phone has an expensive gaming mode that prioritises screen refresh rate. Ask: If I only use my phone for social media and music, is this relevant to my needs, or am I paying extra for a feature I won't use? Focus on your personal relevance.
4. Logic 	Do the features make sense together? Is the conclusion logical?	The phone has the best processor but the smallest cooling system. Ask: Is it logical that this powerful phone won't overheat or slow down (throttle) under heavy use? The claims might be true individually, but they don't logically lead to a great user experience.

Finally, there are the **Intellectual Traits**. These are like the secret spices that'll take your critical thinking from good to mind-blowingly awesome. We're talking humility (staying humble), courage (daring to question), integrity (keeping it real), perseverance (never giving up) and more. Having these traits will turn you into an unstoppable force of logic and open-mindedness.

EXAMPLE:

Critical Thinking for Social Media Criticism 

When someone disagrees with you or criticises a post online, use the Intellectual Traits to manage your reaction and respond productively.

INTELLECTUAL TRAIT	WHAT IT MEANS	EXAMPLE APPLIED TO SOCIAL MEDIA
1. Intellectual Humility 🙏	Knowing you don't know everything, and you might be wrong.	Action: Instead of instantly deleting their comment or hitting back, tell yourself: "My perspective isn't the only one. Maybe they see something I missed."
2. Intellectual Integrity ⚖️	Holding yourself to the same high standards you expect from others.	Action: If you call someone else out for posting a fake stat, you must be sure the stats you used in your own post are solid. "I must practice what I preach."
3. Intellectual Empathy 😊	Being able to genuinely understand another person's point of view, even if you disagree.	Action: The person criticizing you might be reacting based on a totally different life experience. Ask: "Why might they think that? How would I feel if I were in their shoes?"

INTELLECTUAL TRAIT	WHAT IT MEANS	EXAMPLE APPLIED TO SOCIAL MEDIA
4. Confidence in Reason 🤝	Believing that good evidence and sound logic will ultimately lead to the best conclusion.	Action: Don't rely on shouting or personal attacks. Trust that clear facts and strong arguments are more powerful than anger. "Let the evidence speak for itself."
5. Intellectual Autonomy ✨	Thinking for yourself, not just following the crowd or authority.	Action: If your whole friend group is arguing one side, but the facts point to another, you must be willing to stand alone. "I will follow the logic, not the likes."

There are plenty of tools to master your critical thinking and argumentation skills. Be sure to try out **Solution Fluency** for problem solving and a **Checklist for Reasoning**.

Resources:
criticalthinking.org
[Solution Fluency](#)
[A Checklist for Reasoning](#)

CHECK YOUR BIASES AND FALLACIES



We've got to talk about two major pitfalls that can seriously mess up your thinking game: biases and fallacies.

Biases are like those sneaky little mindbugs that infiltrate your brain without you even realising it. They're the result of your mind trying to make sense of this crazy, complex world by taking shortcuts. But those shortcuts can lead you down some twisted paths if you're not careful!

You've probably heard of some, like when you only notice stuff that backs up what you already think (that's confirmation bias), or when you think someone's awesome in every way just because they're good at one thing (halo effect). Then there's belief bias, where you're all about what you believe instead of the facts, and availability bias, where the first thing that pops into your head makes you think it's super common.

Now, fallacies are those face-palm moments in arguments when the logic train just jumps off the tracks. You've seen them in action when people in power or those trying to shake things up throw out wild promises based on dodgy logic. They might attack someone personally instead of their ideas (ad hominem), blame something as the cause of all problems without proof (false cause), predict one small step will lead to a disaster (slippery slope), or totally twist someone's words (strawman). They also love to pick only the sweet cherries that support their case (cherry-picking), shout about some big-shot's opinion like it's the ultimate truth (appeals to authority), play with your feelings (appeals to emotion), or just throw back another diss when they get called out (answering criticism with criticism).

Resources:

yourbias.is

yourlogicalfallacyis.com

logicallyfallacious.com



LEVEL UP

YOUR CHAT!

In discussions, we don't always have to agree, but it's important that we treat each other with respect and act in good faith. Think of online and offline disagreements not as battles to be won, but as **co-operative investigations** to find the truth. The real win is when both people leave smarter—even if they still disagree.

CHALLENGE



Change your motivation for debating:

Old Goal: To get the last word, shut down the opponent, and feel superior. (Outcome: anger, frustration, echo chambers).

👉 **New Goal (The Challenge):** To leave the conversation knowing more than you did when it started, and to have genuinely challenged your own beliefs. (Outcome: learning, intellectual growth, mutual respect).

Here are seven rules to keep the conversation civil and productive.

- 1.** Try to reach a shared understanding rather than ‘win the argument’.
- 2.** Clarify with others to make sure I genuinely understand their perspective.
- 3.** Endeavour to avoid committing logical fallacies in support of my claims.
- 4.** Attempt to account for my own biases and try to be intellectually humble.
- 5.** Try to be reasonable, rational, and create coherent arguments.
- 6.** Refrain from personal attacks, sarcasm, and mean-spiritedness.
- 7.** Use the [‘Principle of Charity’](#) to see the merits of others’ points of view in the best light.
- 8.** Remain genuinely receptive to changing my mind if presented with compelling arguments or evidence.

Resource:

[Rules of Civil Conversation](#)

WATCH OUT FOR FAKE NEWS AND DISINFORMATION



The internet is a wild, wild place these days. Fake news, clickbait garbage, and straight-up lies are lurking around every digital corner. It's a full-on disinformation jungle out there! But don't worry, here are some tips on how to spot that bogus content:

- **Consider the source** - Click away from the story to investigate the site, its mission and contact info.
- **Read beyond** - Headlines can be outrageous in effort to gain clicks. What's the whole story?
- **Check the author** - Do a quick search on the author. Are they credible? Are they real?
- **Supporting sources** - Click on those links. Determine if the info given supports the story.
- **Check the date** - Reposting old stories doesn't mean they are relevant to current events.
- **Is it a joke?** - If it is too outlandish, it could be a satire. Research the site and author to be sure.
- **Check your biases** - Consider if your own beliefs could affect your judgement.
- **Ask the experts** - Consult a fact-checking website.

Resources:

[Spotting Fake News](#)

[Think Before You Share](#)


[5WH Questions](#)

[Debunking Handbook](#)



PREBUNK

MISINFORMATION



Instead of just cleaning up the mess after fake news has done its thing (that's debunking), some smart folks are playing it like chess and stopping the nonsense before it blows up – this is "prebunking." It's all about this cool concept called inoculation theory, which is kinda like giving your brain a vaccine against bogus info. Just like a little bit of a germ can get your body ready to fight off the real deal, getting a taste of weak arguments can train your brain to spot and resist the tricky stuff later on.

Another effective prebunking strategy is the **truth sandwich**, a simple framework that centers the facts while minimizing the exposure to the falsehood itself. It works in three steps: first, you state the **truth** clearly and concisely; second, you identify the **lie or misinformation** (often with a brief warning about the tactic used) without giving it undue focus; and third, you reiterate the **truth** again as a firm conclusion. This method works by ensuring the audience's last and most prominent takeaway is the accurate information, essentially wrapping the small, necessary exposure to the lie with facts to prevent its spread.

Some smart brains at the Cambridge Social Decision-Making Lab have been cooking up free online games to help train people's minds in the ways of prebunking. In these gameplay sessions, you get to learn about all the shady manipulation techniques bad actors often use to distort the truth. Research shows this gameplay method can actually work way better for learning than just sitting through some lecture. By actively engaging with the material in a fun way, it's like a workout for strengthening your critical thinking skills.

The goal of the *Bad News* game is to expose the tactics and manipulation techniques that are used to mislead people and build up a following. *Bad News* works as a psychological “vaccine” against disinformation: playing it builds cognitive resistance against common forms of manipulation that you may encounter online. The *Cranky Uncle* game uses cartoons and critical thinking to fight misinformation. The game was developed by Monash University scientist John Cook, who also summarised the five most common methods of climate science deniers - the FLICC model. In English, the letters stand for Fake experts, Logical fallacies, Impossible expectations, Cherry-picking and Conspiracy theories.

Resources:

[Inoculation Theory](#)

[Truth Sandwich](#)

[Bad News Game](#)

[Cranky Uncle Game](#)

[FLICC Model](#)

WATCH OUT FOR

CONSPIRACY THEORIES



In a conspiracy theory, it is alleged that influential individuals are pursuing wealth and influence to the detriment of the general population. Furthermore, there are accusations that institutions such as the government, media, scientific community, and academic circles are involved in corruption, cannot be trusted, and are deliberately misleading the public. These claims are made despite a lack of substantial proof.

As with prebunking misinformation, gamification can help in prebunking conspiracy theories. [The Conspiracy Test](#) is a gamified interactive platform to help increase healthy scepticism for conspiracy theories. Users can select a theory they think might be true then set a baseline of scepticism and challenge themselves through a series of self-directed steps to increase their Critical Thinking Score. Initial results indicate a significant effect with participants increasing their average scepticism for conspiracy theories by 30%.

Knowledge of logical fallacies and mental biases, debunking and prebunking misinformation can help you recognise conspiracy theories and avoid their grip. However, it's more difficult to talk to a person believing the theory.



Here is some **advice for discussion with a proponent of a conspiracy theory:**

1. SHOW EMPATHY

Approaches should be empathic and seek to build understanding with the other party. Because the goal is to develop the conspiracy theorist's open-mindedness, communicators must lead by example.

2. AFFIRM CRITICAL THINKING

Conspiracy theorists perceive themselves as critical thinkers who are not fooled by an official account. This perception can be capitalised on by affirming the value of critical thinking but then redirect this approach towards a more critical analysis of the conspiracy theory.

3. AVOID RIDICULE

Aggressively deconstructing or ridiculing a conspiracy theory, or focusing on “winning” an argument, runs the risk of being automatically rejected.

4. REFER TO TRUSTED MESSENGERS

Counter-messages created by former members of an extremist community (“exiters”) are evaluated more positively and remembered longer than messages from other sources.

5. SAFETY/SELF-CARE:

When you're talking to someone deep into a conspiracy theory, remember your goal isn't an instant conversion—it's planting a small seed of doubt. Know when to step back and disengage. These conversations are mentally taxing, and it's essential to protect your own energy. If the discussion becomes hostile or repetitive, it's time to politely say, "Let's agree to disagree for now," and log off. Your well-being comes first.

Resources:

[Conspiracy Theory Handbook](#)

[The Conspiracy Test](#)

This material has been made by Udruga Prizma in the scope of Erasmus+ funded training course [Razor 2025: Promoting Critical Thinking through Youth Work](#). The author owns no copyright over the material and has used the mentioned free resources.

Funded by the European Union. Views and opinions expressed are however those of the author(s) only and do not necessarily reflect those of the European Union or the Agency for Mobility and EU Programmes. Neither the European Union nor the granting authority can be held responsible for them.

