


CUTTING EDGE

The official newsletter of



QUICK SNIPS



BOARD MEETING: MAY 4
GENERAL MEETING: MAY 12

INSIDE:

QUILTS IN THE GARDEN
RECAP

RETREAT

NEWEST OPPORTUNITY
QUILT

AND MORE ... KEEP READING!

President's Message

Why Quilting Still Matters Today

Creativity, Comfort, Tradition, and Connection

It's hard to believe how quickly this year is already passing. The days seem to move faster than we expect, weeks slip by and before we know it, another season is upon us. In a world that rarely slows down – where schedules are full and time feels fleeting – quilting remains something beautifully different. It asks us to pause. To notice. To create with intention. To connect not only with fabric and thread, but also with each other.

President's Message Continued

Quilting matters today because it gives us a place for creativity in a busy world. Many of us spend our days meeting responsibilities, solving problems, and taking care of others. Quilting offers a space that is entirely our own. Whether we are choosing fabrics, arranging blocks, or deciding on a quilting design, we are making creative choices that reflect who we are. No two quilts are ever the same, even when using the same pattern. That individuality is part of the magic. Our guild supports that creativity through workshops and visiting instructors who introduce new techniques, patterns, and perspectives, helping each of us continue to grow, no matter our experience level.

Beyond creativity, quilting also supports our mental well-being. The steady rhythm of stitching, the focus required for piecing, and even the quiet repetition of pressing seams can be deeply calming. Quilting gives our minds a rest from constant noise and distraction. Many quilters will say that time spent sewing is not just productive – it's restorative. Within our guild, friendship groups offer an added layer of support – smaller circles where conversation flows easily, encouragement is shared freely and laughter is often just as important as the stitching itself.

Quilting also keeps us connected to tradition. For generations, quilts have marked important moments in life: weddings, births, moves and memories of loved ones. When we quilt, we are continuing a practice that has been passed down through families and communities. We may use modern tools or new fabrics, but the heart of quilting remains the same: making something useful, meaningful, and lasting with our hands. Our community outreach projects carry that tradition forward in a powerful way, allowing us to create quilts that bring comfort to others, extending the care and intention behind our work beyond our own homes.

Just as important is the sense of connection quilting brings. Guilds like ours are more than places to share techniques or patterns – they are communities. We learn from one another, encourage each other and celebrate each other's work. Whether it's through a workshop, a friendship group, or a shared outreach project, these connections remind us that we are part of something larger than ourselves. In a world where people can sometimes feel disconnected, quilting quietly brings us together.

Perhaps that is why quilting continues to endure. It is not just

From the Editor

By Jamie Cargo, Newsletter Editor

This month's banner quilt is courtesy of Ruth Saucedo. She says, "This was the easiest hexagon quilt ever! No Y seams and put together in a jiffy!"

Want your work to be the featured banner quilt? Send it on over!

Jamie 

Send your newsletter items to:


ocqg.newsletter@gmail.com

by 10 p.m. the Sunday after the General Meeting
Early is always appreciated!

President's Message Continued

about fabric and thread. It is about expression, healing, memory and belonging. It reminds us that even as time seems to move faster each year, there is still value in slowing down to make something carefully, thoughtfully and with heart – and in sharing that experience with others who understand its meaning.

And maybe that's why we keep coming back to it, one stitch at a time.

Denise 

Retreat 2026

By Patti Pane and Jeanne Dnkle

You deserve a get away! Just a couple of months until we retreat away to Temecula.

Retreat INFORMATION:

– Rooms - \$775 Single and \$625 Double for 4 days and 3 nights, 10 meals, work space in two large work areas.

****Possible plans to have an extended stay **** Monday, July 6 to Sunday, July 12. We would like to have a minimum of 8-10 OCQG guests for this to happen. The extended stay rate would be double: \$1,550 Single and \$1,250 Double, 7 days and 6 nights, 19 meals.

We would be joined with another Guild on Thursday thru Sunday. The plan is to stay in our same room for the week, move into one workroom on Thursday-Sunday. This extended stay depends on the attendance of the guild scheduled after our stay – SO – DETAILS TO COME.

Let me know if you are interested to join me for a full week at Vina!

We are taking payment or deposits for the July Retreat. A deposit of \$100 for members or \$200 for non-members will hold a spot for you.

Save the Date

OCQG Retreat

JULY 6-9. 2026

Vina de Lestonnac Retreat Center



Cash, Checks and Charge will be accepted.

Also, the OCQG website has quick and easy QR codes set up for payment. Forms for Retreat are available to download from the OCQG website and copies will be available for you at OCQG General Meetings. Turn in your forms at the general meetings or mail to:

OCQG PO Box 4983
Orange, CA 92857

All information is on the form.
Balances will be due June 30.

** If you pay online, please note that Jeanne will still need a filled out form with your information.** You can drop off your "Form Only" to her at a general meeting or mail to:

Jeanne Dinkle – Retreat Info.
23316 Forest Canyon Drive
Diamond Bar, CA 91765

A few Single rooms will be offered and Double rooms are available. Think about your roommate arrangements. If you need a roommate, Jeanne will be able to help. Adequate social distant work space will be provided in two large work areas. OCQG will be the ONLY retreat guests at the center (Mon – Thurs) so we have no one to blame for our antics.

A suggested packing list and the Monday – Thursday itinerary will be sent to the those signed up to go in June.

Any questions, please feel free to contact me.

Looking forward to hanging out with our OCQG friends,
Patti Pane & Jeanne Dinkle
Retreat Chairpersons
Call/Text: 714-366-4415
Email: sew2bpane@gmail.com

Plan ahead

You'll want a lean clean sewing machine and well adjusted. New rotary blades.

Pre-cut projects. How many? – up to you. I like to bring a new project, a UFO, some hand work and then there's what I might find shopping. It's part of the fun to see what everyone is working on. This is a "Do as you please – at your own pace" Get Away!

- Cocktail BINGO night suggestion – "Thrift Store Prom Night" – suggested attire: THRIFT Store purchased Prom/Bridesmaid Dress, or wear the one you have in your closet.
- LCR game fabric themes: Cool Colors & Warm Colors – 3 fat quarters per game.
- And a 4 Bolt Race Night with a 2 fat-quarter "bet" per race. Red – Blue – 30's – Batiks
- Giant SaranWrap Ball of Treasures
- Make-It-Take-It



Quilts in the Garden 2026

By Patti Pane

Quilts in the Garden 2026 was quite a celebration of “Red, White and Bloom” and a wonderful celebration of the Semiquincentennial of America through the beautiful quilts of OCQG. Many thanks for making our OCQG event a good day to spend with family and friends.

Thank you to Cheri Hansen for gathering up 70 volunteers to tend to this OCQG event. They say, “Many hands make work light.”

Thanks to our Zone Hosts Vicki Slone, Felipe Palmer, Brandi Kelly-Contreras, Anita Adriano and Cheri Hansen and their volunteers. Each of you helped transform a

green park into a showcase for 130+ beautiful quilts, filling the park with beautiful color and design.

Thank you to Betsy Weisman for planning out a place for every quilt. There was also an awesome display of gorgeous quilts by our featured quilters, Linda Albany and Loretta Davis, so much inspiration under one canopy - and the chance to meet their family and friends.

Many thanks to Julie McCluney and the ladies who helped our guests all day long as they came through the front gate. And a nice welcome was OCQG’s first impression of the day by Jo Jay and Teresa Campbell.

Quilts in the Garden 2026

Thank you, Donna Hansen and Jeanne Dinkle, for putting together the Opportunity Baskets and including a few donated quilts, a couple non-sew baskets and a gift card with a value of \$420. They were all stunning.



Thank you, Carolyn Erratt for the Past Presidents Tote, made by you and filled with goodies from other OCQG Past Presidents. This has become an opportunity that is lots of fun and very popular with lots of fingers crossed for a lucky win. The Opportunity Baskets area was well displayed and we look forward to that chance to win! And by the end of the day, many won with great delight.



Thank you Pam Gayle for the Quilts for Sale area filled with great value beautiful quilts that went home with happy new owners.

“WooHoo” - thanks to Sherry Hoyt,



Quilts in the Garden 2026

who made sure there was lots of fun at the Left, Right, Center tables. Lots of shouts of, "Your other right!" could be heard and bags of scrappy quarters are now destined for future projects.

Thank you Brigette Brink for the Monster Garage Sale, strong and steady all day long. You are the Master of Trash to Treasures. Lots of great OCQG member donations were the root of Garage Sale success.

Our OCQG Opportunity Quilt, "Happy Birthday America," honored the 250th celebration of the USA. All year long opportunity tickets were sold as it visited many guilds and events and finally a winner was drawn by the end of the quilt show



Quilts in the Garden 2026

day. Great job!

A Special Thanks to Ernie Slone for capturing a photo of each quilt and then posting these photos as a [video](#) on YouTube. Ernie posted a video on his YouTube channel, along with the past years of "Quilts in the Garden." Please visit this site and enjoy the show at any time. A wonderful gift of memories!

Always a Big Thank You to Julie McCluney for having a vision for this

little park in the middle of Garden Grove. Such a nice place to show beautiful OCQG quilts to our OC community. Because of all the behind the scenes work you do, this became a wonderful quilt show. Thank you to the Kiwanis of Garden Grove for such a nice park and supporting our OCQG event year after year.

Thank You! Thank You! Thank You!
YOU ALL did an amazing job.



Quilts in the Garden 2026



Photos courtesy
Ernie Sloan and Patti Pane



Folk Angels Quilt
63" x 63"

Just in time for Christmas. \$5 buys you a chance to win this beautiful Folk Angel Quilt. Each of the 11 blocks was made by one of our own OCQG members: Becky Sproal, Betsy Weisman, Brigette Brink, Carol Harter, Cheri Hansen, Colleen Monahan, Jeanne Dinkle, Jill Ellert, Julie McCluney, Patti Pane and Vicki Slone. Tickets will be sold at each guild meeting from May to December 2026. A winner will be announced December 8, 2026, at our December guild meeting. Winner need not be present to win.

✦ This is YOUR year to finish more quilts! ✦
Do you have beautiful quilt tops waiting to be completed?
Let's bring them to life!

- Edge-to-edge longarm quilting
- ⚡ Fast turnaround times
- 📄 Reliable, high-quality results

batting is available for purchase
everything you need in one place!
Let's get them done and ready to enjoy! 💕

Faith Liu lhquilting@outlook.com 714-293-3337




Happy Birthday America!

Congratulations to our winners!

By Brigette Brink

A winner was picked for the "Happy 250 Years America" Opportunity Quilt at our Quilt in the Garden Show on Saturday, May 2. We have two extra prizes and two winners will be selected from the remaining tickets. The prizes are three custom bags and an American Flag table runner. For everyone who bought tickets to our Opportunity Quilt, you have a chance to win at our May 12 guild meeting. Winner must be an OCQG member and be present to win.



OC Fair 2026 July 17 – August 16

Submit Your Quilt and Sign Up

Your Adventure Awaits at the 2026 Orange County Fair! The deadline of May 15 is fast approaching to get your quilts entered! Please refer to the Fiber Arts Competition Guide for further deadlines at: ocfair.com

Saturday, August 1 is our date for the OCQG booth at the fair. We need two volunteers for several 2-1/2 hour shifts simply to engage with fairgoers and spread excitement about our fabulous hobby and guild. Each volunteer will receive one free admission ticket plus free parking in the staff parking area with shuttle included. Please contact me to add your name to the volunteer list and be ready for fun!

Laurel Himes
OCQG OC Fair Chairperson

Sun, Sand and Sea Turtles: Paper Piecing with Pam DiSalvo

By Vicki Slone, 2nd VP Workshops

Our April workshop brought both inspiration and accomplishment as we gathered for a special day-and-a-half class led by our very own Pam DiSalvo. We were incredibly fortunate to have extended time with Pam, whose patience, expertise and encouraging teaching style made this workshop a truly memorable experience for all who attended.

For many participants, this class was an opportunity to step outside their comfort zones. Several attendees — myself included —

admitted to feeling intimidated by foundation paper piecing. While admired for its precision and stunning results, the technique can seem daunting at first glance. Many of us had long dreamed of creating a Judy Niemeyer quilt but were unsure where to begin. The intricate designs, precise points and complex construction can appear overwhelming — but under Pam's guidance, those fears quickly began



to fade.

From the very beginning, Pam set us up for success. She walked us through the essential first steps of preparing and organizing both our foundation papers and fabrics. Her clear, methodical instruction helped demystify the process, and by the start of the second day, a noticeable shift had taken place — confidence had replaced hesitation and

everyone was making meaningful progress.

Pam shared invaluable techniques for achieving the crisp, precise points that are the hallmark of these quilts, as well as guiding us through the curved piecing required for the design. One of the most important lessons emphasized throughout the workshop was the value of organization. With so many individual pieces involved, having a clear system to identify and manage them proved to be a key factor in successful construction.

As the workshop progressed, it was exciting to see each participant's project come to life. Patti Pane



impressed us all by working on two projects — one of which she had begun with Pam during a class in Hawaii just weeks earlier — and





successfully piecing one top together during the workshop. Denise Rainier also made remarkable progress, completing a significant portion of her quilt. While the rest of us reached varying stages of completion, every participant left with their project well underway, fabrics cut and the skills needed to confidently continue.

The visual impact of the projects was nothing short of dazzling. About half of the class chose to work with their own carefully selected fabrics, while the others used beautifully curated batik kits assembled by Pam. Despite the pattern's name, "Sun, Sand and Sea Turtles," only a few quilters incorporated turtles into their designs. Others showcased stunning alternatives, including butterflies and floral motifs. Each



quilt reflected its maker's unique vision, and every one was truly beautiful.


Pam also added an extra touch of generosity and excitement by donating two Quiltworx patterns, which were won by Laurel Bernd and Jamie Cargo — lucky (and now very busy!) recipients. As always, our time together was made even sweeter with shared chocolate and snacks, plenty of laughter and the joy of connecting with fellow quilters. Workshops like this remind us that quilting is as much about community as it is about creativity — strengthening friendships, welcoming new members and sharing our love of the craft.

Looking ahead, our May workshop

will focus on supporting our Community Outreach efforts. These gatherings are always both fun and meaningful, offering a chance to give back while doing what we love.

Be sure to join us and lend a hand as Julie McCluney leads us in another rewarding philanthropic project.

We hope to see you there!



Happy
Birthday

Membership

By Ruth Saucedo, Membership Chair

The current membership is 100 members strong so let's continue to spread the word of how great it is to be a part of the OCQG Community. Let's keep growing as a community and let's welcome our newest member: Angela Yaryan!



Kathleen Quinn 5/19
 Loi Visconti 5/19
 Trish Duffeld 5/22
 Felicia Hamm 5/28
 Carrie Suggett 5/29
 Becky Sproal 5/31
 Michele Wulf 5/31

Opportunity Baskets

By Donna Hansen and Jeanne Dinkle

By the time you receive this, our quilt show, Red, White and Bloom, will be over and hopefully wildly successful thanks again to all of you. Your awesome donations make all of it possible and it's 100% profit that helps fund our speakers and workshops.

I've had such fun putting together baskets. It seems I have fabric in every room of my house! I love seeing quilts you've made with the baskets you've won. I just finished the baskets for the May meeting this morning. There are some cute ones!

We raised \$294 and our six lucky winners in April were Charlotte Stripland, Teresa Campbell, Laurel Bernd, Irene Reiner, Angela Yaryan and Coleen Monahan.



FOR SALE by RUTH SAUCEDO

714-749-4606



MARTELLI GRIPPER RINGS \$85

These hoops work great with your longarm sit down machine or with your domestic sewing machine.
Like new! Only used a handful of times.



WESTALEE/SEW STEADY TEMPLATES

HIGH SHANK RULER FOOT TEMPLATES
Create beautiful borders and fills!
Ruler Foot set **\$30 OBO**
Sampler Template, Border Sampler, Mini Fill
and Feather Sets **\$50 OBO**
Workbook (not pictured) **\$20 OBO**

FOR SALE

BERNINA 480

Purchased in 2021

The right machine for confident beginner/intermediate quilters wishing to increase their creativity through multiple decorative stitches. (9 mm stitchplate)



Gently Used

Just recently serviced.

Includes Travel Case
A \$450.00 value on its own!



Asking: \$1500 obo

Contact Jane Koeberle @ 714-390-7732 or
djk297@twc.com

Upcoming Programs

By Alan Calgaro, 1st VP Programs

Paper-piecing, huh? How many of you have tried it and said “No, never again,” or have never attempted it? I really hope that your mind was changed after seeing Pam DiSalvo’s presentation at our April meeting. She provided us with such a great variety of quilt designs from Quiltworx that were just stunning! As a quilter who has done limited paper-piecing, I was reminded of the wonderful designs and shapes that are possible when using the paper-piecing method. After work on Wednesday I pulled out the Quiltworx patterns I have and started thinking of a new project. Now to dig into the stash and choose some fabrics.

Speaking of paper-piecing shapes and designs, Pam also introduced us to Quiltster, a subscription service that is a division of Quiltworx. This amazing program allows you to design and colorize your own paper-piecing projects. There are numerous options that will keep you enthralled for hours. Once a design is created, you can buy the pattern and even the fabric necessary to complete YOUR project. How fun is that?!

In our upcoming May meeting, we will have “Demo Night”, AKA Technique Sharing Night. We will have four break-out areas where guild members will share their skills for a variety of learning opportunities. I will be demonstrating some new Quilt in a Day rulers that can make some cutting tasks much easier. These rulers will be offered to members at a discount during the meeting.



May

May 12, 2026 – Technique Sharing Night

At our regular meeting in May, we will have the opportunity to observe some of our own members as they demonstrate and explain techniques in quilting and sewing that will make our lives in our sewing rooms much easier. At least three or four stations will be set up in the room, and we will all have the opportunity to stop at each one to learn about the techniques that our friends will be teaching. This “Technique Sharing Night,” which we formerly referred to as a “Demo Night,” is always one of the highlights of our year. You are guaranteed to learn some new helpful hints on how to improve your own skills, create something new, or just make things easier. You won’t want to miss it!

Upcoming Programs Continued



June

June 9, 2026 – Arlene Arnold – “250 Years of Quilt History and the Women Who Made It”

Arlene Arnold is no stranger to Orange County Quilters Guild. She has visited us to give her informative and entertaining talks three times during the last 15 years, but this time it will be especially apropos. Arlene has a deep respect and understanding of antique quilts and what they represent. Her own collection is growing all the time, and this year, she is bringing a portion of that collection with her that will illustrate and enlighten us about the lives of our predecessors in quilting for the past 250 years. In honor of our nation’s Semi quincentennial birthday, Arlene has put together a program that includes one quilt for each decade since the founding of our nation. Yes, she really does have a quilt dated back to the American Revolution, and she will be sharing it with us, along with 24 other quilts whose history she will explain. What a fitting and timely tribute to help us celebrate our country’s birth, our craft and the growth of both throughout those 250 years!

Visit Arlene’s Facebook page: [Heritage Oaks Quilts](#)



July

July 2026

We take a break and do not meet during the month of July. For those who wish to attend, we do offer our annual Retreat at Vina de Lestonnac in Temecula this month.

Upcoming Programs Continued

August

August 11, 2026 – Kena Tangi Dorsey – “My Quilting Habit”

Kena is a self-taught quilter whose origins are on the East Coast. She was born in Pittsburg, Penn., but moved to Harlem, NYC, where she lived for about 18 years before moving to California. While in Harlem, she was much influenced by Harlem Renaissance artists and ultimately became intrigued with portrait quilts. Soon she began creating raw edge appliqué story and art quilts using images that reflect African American people. While living in Harlem, Kena had access to many African shops and boutiques along 125th Street, so she began infusing African wax prints, kente cloth and mud cloth textiles into her quilting projects, making wall hangings, table runners and quilted bags with them. You may have seen some of her work at Road2CA, as she has had a vendor booth and taught classes there for the past couple of years. If so, you may have noticed some of her projects featuring African Adinkra. Adinkra are symbols from Ghana that represent distinct concepts, proverbs, principles and expressions. They hold an important place in the artwork we see on so many beautiful fabrics and prints. Kena will share her own quilts and artwork with us as well as her knowledge about Adinkra and these exciting fabrics and will inspire us to try something new in our own quilting.

Visit Kena’s website at www.kenaquiltstudio.com.

September

September 8, 2026 – Dana E. Jones – “Pagtinabangay: The Quilts and Quiltmakers of Caohagan Island”

Dana E. Jones has traveled the world to explore different types of quilting and fiber arts. One such place is Caohagan Island. Through her lecture, you’ll be transported to this tiny island — just 13 acres — in the central Philippines as you enjoy images and stories of the colorful quilts and the more than 100 quiltmakers of Caohagan Island. You’ll see photos of more than 50 of these handmade, one-of-a-kind quilts plus be introduced to the unique techniques developed by these quiltmakers whose tools are simply fabric and scissors, needle and thread. Dana spent more than a month on the island, quilted with the residents, went fabric shopping with them on nearby Cebu Island, and snorkeled the reef that surrounds Caohagan. Those who view the quilts come away smiling, inspired by the creativity of these talented women and men.

Learn more about Dana Jones at www.danajonesquilts.com.

Upcoming Programs Continued

October

October 13, 2026 – Carl Brown – “Carl Brown Fiber Artist: Accidentally!!”

The title of Carl Brown’s presentation makes us wonder just how one accidentally becomes a fiber artist? If he didn’t set out to work in this field, what else has he done? The fact is that Carl spent more than 30 years as an oncology nurse, researcher, book author and health care executive. What then inspired him to become a fiber artist?

Although he has been sewing and quilting as a fiber artist for only six years, Carl is very successful in this field. His work has been juried into a number of prestigious shows in the USA as well as Salon Pour l’Amour du Fil, in Nantes, France. He was named “Emerging New Artist” at Interpretations 2023 at the Visions Museum of Textile Art in San Diego. His fiber art pieces have been exhibited at Road to California, where he was a semi-finalist the last two years, QuiltCon, Mancuso’s QuiltFest shows, and numerous American Quilt Society shows as well.

Find out more about Carl on his website at www.quiltcarl.com and be sure to come to our meeting to see his work and learn just how he accidentally came to be such a successful fiber artist.

November

November 10, 2026 – Hanne Lohde (a.k.a. Mama Lohde) – “Stitching from Childhood to the Present”

Mama Lohde is an accomplished sewist and stitcher of beautiful wool embroidered art quilts, both large and small. She formerly taught classes on wool applique and embroidery at both Quilt Passions in Mission Viejo and at Piecemakers in Costa Mesa, and recently taught at Road to California in May 2026. Her work is colorful, whimsical and inspiring. On her website www.mamalohde.com you can view examples of the type of work she does, but we are going to be treated to seeing some of it in person as Mama Lohde tells her own personal story from childhood to the present. She will share how stitching and embroidery bring her joy and how she has come to be a skilled and inspiring teacher of an art that we all hope to see preserved for many generations to come.

Upcoming Programs Continued

December

December 8, 2026 – Member Showcase

Although we do not have a visiting Guest Speaker at this meeting we will be treated to presentations by two or three of our own Members who will bring some of their own favorite quilts to share with us. They will tell us about themselves, how they got involved in quilting, what inspires them, what type of quilts they like to make, and so on. They may reveal some interesting surprises about themselves, too. By the way, the identities of these Members will remain a tantalizing secret until they are introduced, but you can be sure this will be a fun program, whoever they may turn out to be.

January 2027

January 12, 2027 – Lyn Brown – “Quilting ABC’s”

We are fortunate to have Lyn Brown returning to OCQG for our first meeting of the new year on January 12, 2027. This presentation and lecture were inspired by a particular quilt from Lyn’s antique quilt collection that she showed to us in 2024. It was a unique and eye-catching alphabet quilt which we all admired and wanted to know more about. Lyn took it a step further and built her presentation around that idea. Isn’t it nice to know the teacher?

Lyn’s website is www.lynbrown.com.



Upcoming Workshops

By Vicki Slone, 2nd VP Workshops

May 13, 2026 – Community Outreach



May

June 10, 2026 – Arlene Arnold – “Esther’s Stars”

Arlene’s love of antique quilts shines through as she brings a treasured 1800s design into the present with smart, simplified construction. Esther’s Stars (and Esther’s Constellation) offer dramatic visual impact with fewer seams and smoother assembly. Whether you choose a bold two-color palette or dive into your scrap stash, Arlene’s techniques, paired with a clever ruler, help you achieve crisp star points and precise 1" square-in-a-square blocks with ease.



June

Skill focus: precision piecing, efficient block construction, ruler techniques, and adapting historic designs for modern quilting.

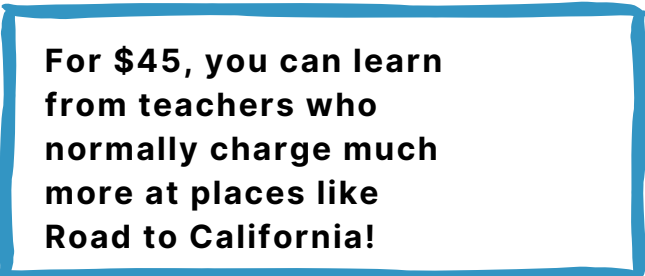
July 2026 – No Workshop



July



**Best Bang For
Your Buck!**



**For \$45, you can learn
from teachers who
normally charge much
more at places like
Road to California!**

Upcoming Workshops Continued

August 12, 2026 – Kena Tangi Dorsey – “African Adinkra Applique”

Rooted in history and storytelling, this workshop introduces the powerful symbolism of Adinkra - traditional West African symbols representing values, wisdom, and proverbs. After learning the meanings behind selected motifs, students will create a small wall hanging or table runner using vibrant African wax print fabrics and raw-edge appliqué techniques. This class offers both creative exploration and cultural connection, resulting in a deeply personal and meaningful piece.

Skill focus: raw-edge appliqué, working with bold prints, symbolic design, and storytelling through textiles



August

September 9, 2026 – Dana E. Jones – “Peace Cranes Over Hiroshima”

Inspired by Dana’s visit to the Hiroshima Peace Park, this emotionally resonant quilt transforms an origami crane motif into a stunning foundation paper-pieced design. Best suited for quilters with some paper-piecing experience, the workshop emphasizes thoughtful color and value placement to achieve a striking three-dimensional illusion. Participants will create a quilt that is not only visually compelling but rich with history, meaning, and hope.

Skill focus: advanced paper piecing, value control, dimensional illusion, and expressive storytelling through design



September

October 14, 2026 – Carl Brown – “Improv Toolbox”

Whether you are new to improvisational quilting or ready to deepen your practice, Carl’s Improv Toolbox offers a playful yet structured approach to modern improv. Students will experiment with lines, stripes, curves, checkerboards, and Log Cabin-inspired units, including skinny and complex variations. Carl then guides participants in assembling their elements on the design wall, sharing strategies for balance, movement, and cohesion.

Skill focus: improvisational piecing, design intuition, layout techniques, and confidence in creative decision-making



October

Upcoming Workshops Continued

November 11, 2026 – Hanne Lohde (a.k.a. Mama Lohde) – “Blooming Needle Keeper Book”

Whether you are new to embroidery or looking to expand your stitch library, this workshop is a colorful, skill-building experience you won't want to miss! This richly detailed workshop blends wool appliqué with an expansive exploration of embroidery stitches to create a beautiful and functional needle keeper book. Students will learn over 25 stitches, ranging from foundational to decorative, while building strong hand-stitching skills. The project is both practical and artful, offering plenty of opportunities to personalize and experiment with color, texture, and thread.

Skill focus: wool appliqué, embroidery technique mastery, stitch vocabulary expansion, and fine handwork skills

December 8, 2026 – Member Showcase – No Workshop

January 15 - 16, 2027 – Lyn Brown – “Alphabet Quilt”

Step into a world of vintage charm as Lyn shares her treasured Alphabet Quilt and guides students through stitching a selection of letter blocks. Each block highlights a different technique, allowing participants to sample piecing while learning clever construction tips that simplify even intricate designs. Whether you create a few favorite letters or feel inspired to stitch the entire alphabet, this workshop offers joyful learning and creative growth from start to finish.

Skill focus: piecing techniques, multi-block construction, creative flexibility, and confidence through playful exploration



November



December




January
2027

Rocky Mountain Quilt Museum

By Laurel Himes

My sister Cindy has donated over 50 quilts to the Rocky Mountain Quilt Museum in Golden, Colorado. At 76, she remains a prolific quilter and her love is Medallion Quilts. The museum will have an exhibit of her quilts April 20 to July 18.

For more, visit
www.rmQM.org/current-exhibitions.htm.



Quilts Around Town

Celebrate Quilting

May 8 and 9, 2026

Los Angeles County Quilters Guild puts on a tribute to the art, tradition and joy that quilting brings to us all.

laquilters.org.

The American Quilt: Cloth and Commerce

May 23, 2026 - August 30, 2026

From the Revolutionary Era to the present day, quilts have served as both cherished heirlooms and silent witnesses to the evolution of American industry, politics, and global trade. The American Quilt: Cloth and Commerce explores how the materials, dyes, and techniques used in quilting reflect centuries of economic shifts and technological innovation. Featuring over 40 quilts and coverlets from Bowers Museum's permanent collection, as well as loans from the family of famed quilter Jean Ray Laury and others, this exhibition traces the journey of fibers like cotton, silk, wool, rayon, and polyester through two and a half centuries of American quilting.

Bowers Museum

Quilts Around Town

Barn Quilt Painting Workshop with *Bohemian Folk Barn Quilts*



2100 N Bellflower Blvd, Long Beach
Mon & Tue May 25th & 26th, 10:30-4:30



Prices include everything needed to complete an exterior barn quilt on aluminum composite

*paint colors decided day of workshop, over 75 colors to choose from!

- 1x3 \$125
- 2x2 \$125
- 3x3 \$185
- 4x4 \$240

Lunch is included

contact Jennifer for registration/payment
call/text 816-510-4446
choose from our pattern library or submit your own design



Block Party: May 2026

By Jamie Cargo and Lois Visconti

House No. 3

Inspired by Laundry Basket Quilts

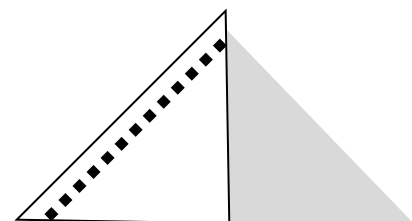
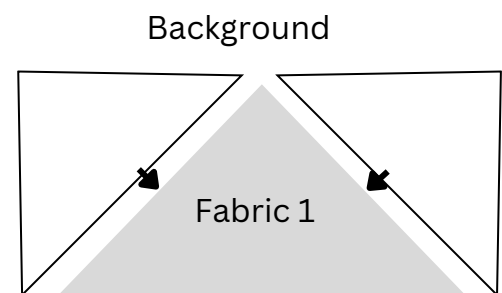
Fabric Requirements and Cutting Instructions

- Fabric 1 - 7 ¼" square
 - Cut on both diagonals to make 4 quarter square triangles (QST); you'll use one for this block and have three for future blocks (or use your leftovers from last month)
- Assorted Fabrics: cut 16 2" squares
- Background - 11 ½ x 17" rectangle
 - Cut one 4 ¼" square then subcut on the diagonal to create two half square triangles (HST)
 - Cut two 3 ½ x 10" rectangles
 - Cut two 2 x 12 ½" rectangles


Directions

All seams are 1/4" unless otherwise noted.

Step 1: Place a background HST piece on Fabric 1 QST so the bottom edges align then sew. Press. Repeat for the other background HST. Press. Trim to 4 x 6 1/2". This is your roof.

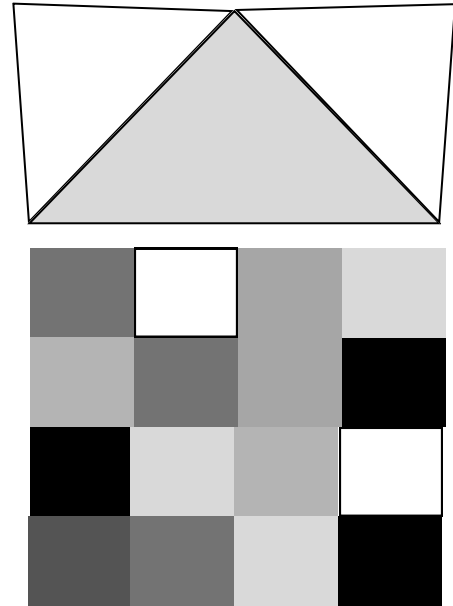


Step 2: Sew 2" squares into a square 4 across by 4 down.



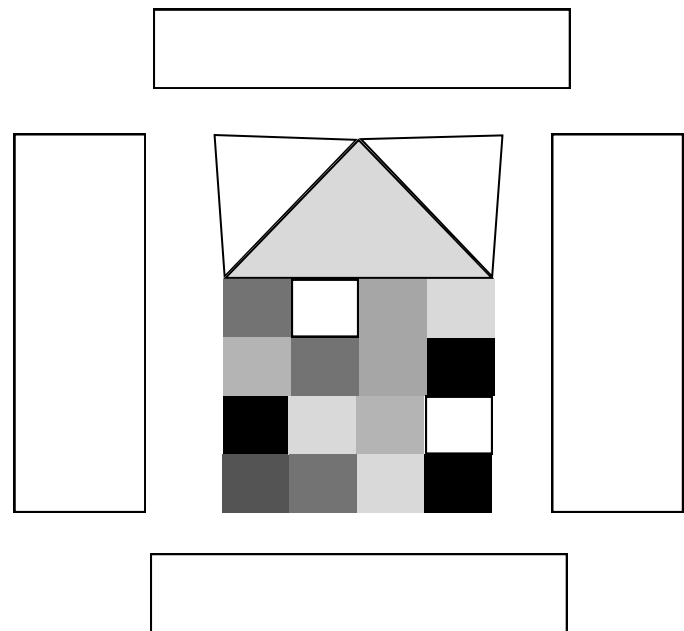
Block Party: May 2026

Step 3: Sew the roof to house. Trim to $6\frac{1}{2} \times 10$ ".



Step 4: Frame the house with the remaining background pieces. Sew one $3\frac{1}{2} \times 10$ " background piece to each side, then sew one $2 \times 12\frac{1}{2}$ " to the top and one to the bottom. Trim to $12\frac{1}{2}$ " square.

If you wish to customize some of your houses by making some of them taller, this house could easily be made taller by adding additional rows of 4 squares. If you choose to do this, you will need to add length to the 3" side pieces.



Show Lois and Jamie your house block and be entered for a chance to win 4 fat quarters!

Block Party: June 2026

By Jamie Cargo and Lois Visconti

House No. 4

Inspired by Laundry Basket Quilts

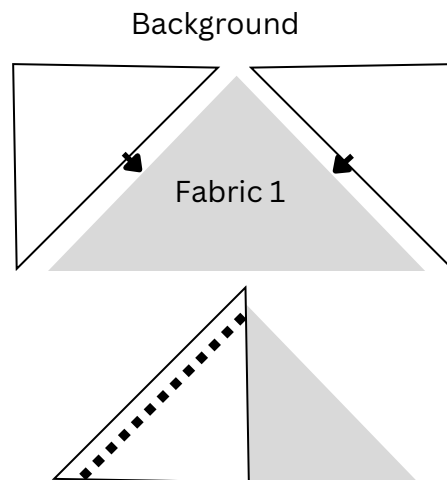
Fabric Requirements and Cutting Instructions

- Fabric 1 - 7 ¼" square
 - Cut on both diagonals to make 4 quarter square triangles (QST); you'll use one for this block and have three for future blocks (or use your leftovers from last month)
- Assorted Fabrics: 6 - 1 1/2 x 6 1/2" rectangles
- Background - 11 1/2 x 17" rectangle
 - Cut one 4 1/4" square then subcut on the diagonal to create two half square triangles (HST)
 - Cut two 3 ½ x 10" rectangles
 - Cut two 2 x 12 ½" rectangles


Directions

All seams are 1/4" unless otherwise noted.

Step 1: Place a background HST piece on Fabric 1 QST so the bottom edges align then sew. Press. Repeat for the other background HST. Press. Trim to 4 x 6 1/2". This is your roof.

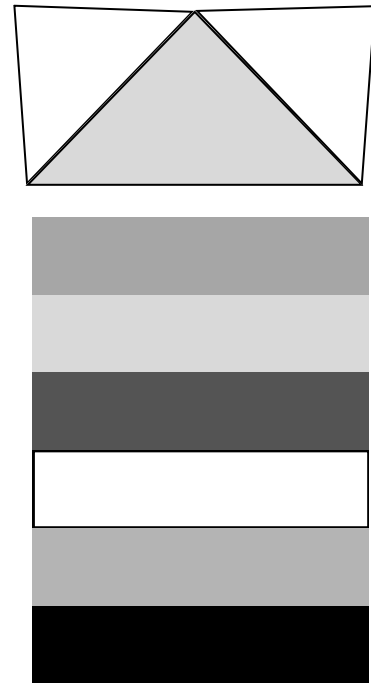


Step 2: Sew the six rectangles along the long edges to make a square that measures 6 ½ x 6 ½" (Scrap tip – if you have a collection of strips of various widths, you can use varying sized strips to make a 6 ½ x 6 ½" square for the main portion of your house.) This house also lends itself for easy size change by adding rows to your house. If you choose to do this, you will need to add length to the 3" side pieces.

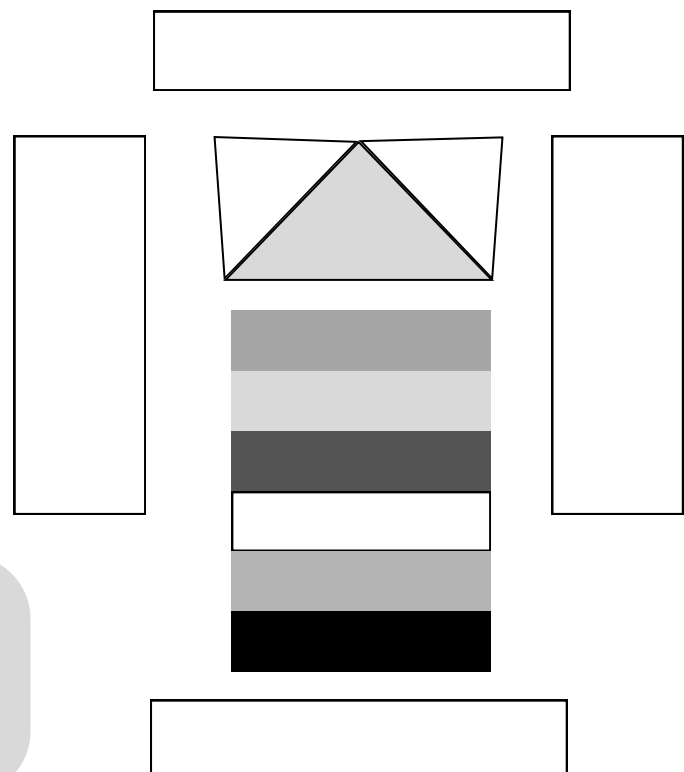


Block Party: June 2026

Step 3: Sew the roof to house. Trim to $6\frac{1}{2} \times 10$ ".



Step 4: Frame the house with the remaining background pieces. Sew one $3\frac{1}{2} \times 10$ " background piece to each side, then sew one $2 \times 12\frac{1}{2}$ " to the top and one to the bottom. Trim to $12\frac{1}{2}$ " square.



Show Lois and Jamie your house block and be entered for a chance to win 8 fat eighths!

Block Party: June 2026


By Jamie Cargo and Lois Visconti



2025-26 Board Meeting Schedule

Mark your calendars! Board meetings are open to all members and your voice is very welcome at our Board meetings. If you would like to join a meeting, please contact Denise at presidentocqg2026@gmail.com and she will send you the Zoom link. All meetings begin at 7 pm.

- 3/2/26
- 4/6/26
- 5/4/26
- 6/1/26
- 8/3/26
- July – no meeting
- 9/14/26 (a week later due to holiday)
- 10/5/26
- 11/2/26
- 12/7/26
- 1/4/27
- 2/1/27
- 3/1/27



Board Members

The Board Members of OCQG serve from March - March. Here are the current Board Members. Feel free to contact them if you have questions or ideas for the guild.

Executive Board Members

- President - Denise Rainier
- 1st VP, Programs - Alan Calgaro
- 2nd VP, Workshops - Vicki Slone
- Secretary - Pam Gayle
- Treasurer - Deb Wilson
- Ways & Means - Patti Pane

Standing Committee Board Members

- Past President - Sandy Milo
- Membership - Ruth Saucedo
- Parliamentarian - Vicky Walters
- Newsletter - Jamie Cargo / Cheri Hansen
- Community Outreach - Julie McCluney

If you aren't sure who to contact, you can always send a note to info@orangecountyquiltersguild.com and your inquiry will be directed to the appropriate person. Information about the guild, our meeting times, and locations are available on our website at orangecountyquiltersguild.com. If you're not a member, we warmly invite you to join us at our next meeting to discover fun and exciting quilting activities and make new crafting friends!

Hospitality ... Let There Be Snacks!

Quilting, looking at quilts, talking about quilts, chatting with quilty friends ... it's hard work, and hard work means ... snacks!

You are welcome to bring snacks at any time, but in particular, please bring snacks for hospitality at the general meeting according to the first letter of your last name in the month shown below. Don't forget to pick up your ticket for the door prize drawing when you drop off your snack!

JANUARY 2026 M - N - O - P	FEBRUARY 2026 POTLUCK!	March 2026 BIRTHDAY CAKES	April 2026 Q - R - S - T
MAY 2026 U - V - W - X - Y - Z	JUNE 2026 A - B - C	JULY 2026 NO MEETING	AUGUST 2026 D - E - F - G - H
SEPTEMBER 2026 I - J - K - L	OCTOBER 2026 M - N - O - P	NOVEMBER 2026 Q - R - S - T	DECEMBER 2026 U - V - W - X - Y - Z

You're Invited ...

by the Members of the Orange County Quilters Guild

If you're not a member of OCQG, but you've read this far in the newsletter and you're thinking ... "well, they look like a fun bunch of people!" ... we are! We would love to see you at our next meeting and get to know you and your quilts!

You are invited to join us
for our general meeting

7 p.m. Tuesday, May 12, 2026
Doors open at 6 p.m.

Hansen Elementary School
1300 S. Knott Ave.
Anaheim, CA 92806



Orange County Quilters Guild

OCQG Newsletter Advertisement Request

Contact Name: _____

Company: _____

Address: _____

Street Address

Apartment/Unit #

City

State

ZIP Code

Primary Phone: () _____ Cell Home Other Phone: () _____ Cell Home

Email: _____

Select Size and Frequency of Ad(**Circle payment** for your choice):

Size	One Time	3 Months	11 Months
<input type="checkbox"/> Business Card (2" x3.5")	\$5.00	\$12.00	\$40.00
<input type="checkbox"/> Quarter Page (3.5" x5")	\$10.00	\$25.00	\$75.00
<input type="checkbox"/> Half Page (7.5" x 5")	\$20.00	\$35.00	\$100.00
<input type="checkbox"/> Full Page (8" x 10")	\$30.00	\$50.00	\$175.00

Start Month for Ad _____ / _____
Month Year

You can submit information online and pay by credit card by going to <https://www.orangecountyquiltersguild.org/advertise-with-ocqg> or using the QR Code.

To pay by mail or in person, make your check payable to: Orange County Quilters Guild. Either bring form and payment to an OCQG meeting or mail to:

Newsletter
Orange County Quilters Guild
P.O. Box 4983
Orange, CA 92863-4983



If not submitted online, please submit your advertising "print ready" copy (300 dpi .jpg or .png file) via email to the following email address: ocqg_newsletter@gmail.com and mention that you mailed in this form and payment and/or turned it in in person. If you cannot submit an electronic file of your ad, please attach a copy to this form and either turn it in in person or mail via USPS.

If you have any questions, please contact Cheri Hansen (714-270-3036) or email ocqg_newsletter@gmail.com and hansen.cheri@gmail.com.

For OCQG Use Only:

TOTAL RCVD: \$ _____ CASH CHRG CHK# _____

DATE RCVD: _____ RCVD BY: _____