

Mono PERC 210mm 232 Cells

TH(360-380)PM6-39SB Full Black


360/365/370/375/380 WP



APPLICATIONS >>



On-grid residential
roof-tops



On-grid commercial/
industrial roof-tops



Better appearance

- Full-black tone makes the modules blend perfectly with the building roof, ideal for residential roofs and BIPVs
- Cleaner and more aesthetic than traditional modules and complements your home's architectural style
- The new layout design is uniform overall, and the vision is extremely beautiful




High customer value

- Lower LCOE (Levelized Cost Of Energy), reduced BOS (Balance Of System) cost, shorter payback time
- Lower guaranteed first year and annual degradation
- Designed for compatibility with existing mainstream system components
- Higher return on Investment



High energy yield

- Excellent IAM (Incident Angle Modifier) and low irradiation performance, validated by 3rd party certifications
- The unique design provides optimized energy production under inter-row shading conditions



High reliability

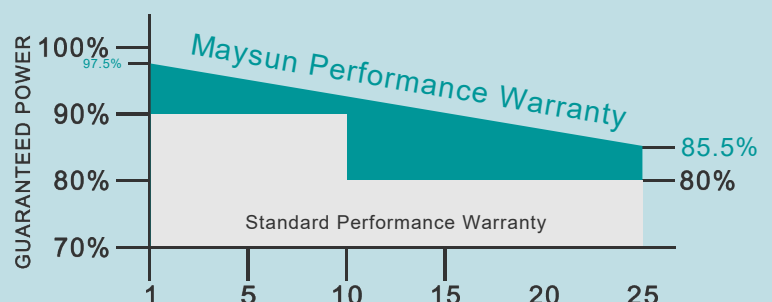
- Minimized micro-cracks with innovative non-destructive cutting technology
- Ensured PID resistance through cell process and module material control
- Resistant to harsh environments such as salt, ammonia, sand, high temperature and high humidity areas
- Mechanical performance up to 5400 Pa positive load and 2400 Pa negative load
- Class-C fire safety test passed

MAXIMUM EFFICIENCY

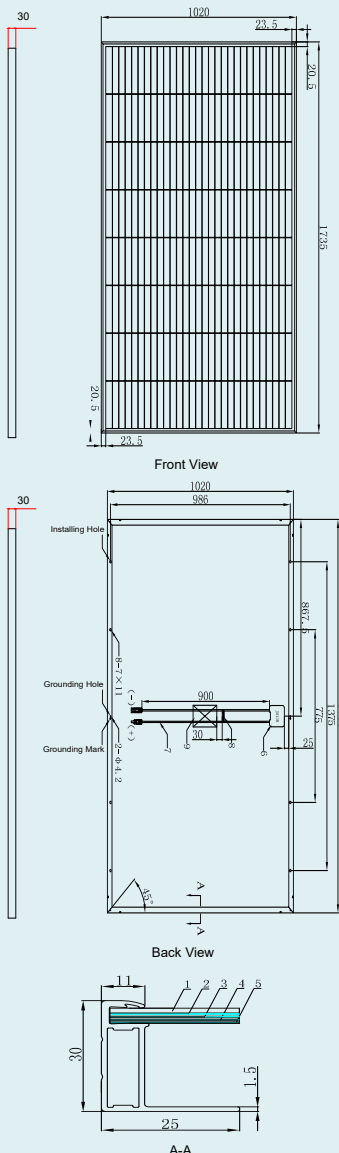
21.4%

POSITIVE POWER
TOLERANCE

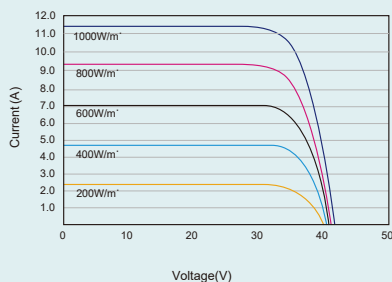
0 ~ +5W



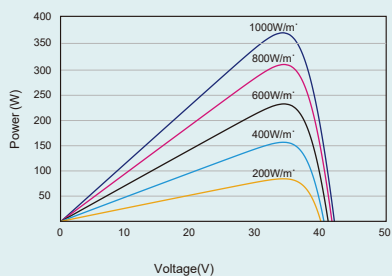
DIMENSIONS OF PV MODULE(mm)



I-V CURVES OF PV MODULE(360W)



P-V CURVES OF PV MODULE(360W)



ELECTRICAL DATA (STC)

Peak Power Watts-P _{MAX} (Wp)*	360	365	370	375	380
Power Tolerance-P _{MAX} (W)	0 ~ +5				
Maximum Power Voltage-V _{MPP} (V)	32.76	32.97	33.17	33.37	33.57
Maximum Power Current-I _{MPP} (A)	10.99	11.08	11.16	11.24	11.33
Open Circuit Voltage-V _{OC} (V)	38.55	38.75	38.95	39.15	39.35
Short Circuit Current-I _{SC} (A)	11.65	11.71	11.77	11.83	11.90
Module Efficiency η _m (%)	20.4	20.6	20.9	21.1	21.4

STC: Irradiance 1000W/m², Cell Temperature 25°C,
Air Mass AM1.5. *Measuring tolerance: ±3%.

ELECTRICAL DATA (NOCT)

Maximum Power-P _{MAX} (Wp)	272	275	280	285	290
Maximum Power Voltage-V _{MPP} (V)	30.7	30.9	31.08	31.3	31.48
Maximum Power Current-I _{MPP} (A)	8.84	8.92	8.98	8.99	9.07
Open Circuit Voltage-V _{OC} (V)	36.27	36.36	36.45	36.54	36.63
Short Circuit Current-I _{SC} (A)	9.38	9.43	9.47	9.52	9.56

NOCT: Irradiance at 800W/m², Ambient Temperature 20°C, Wind Speed 1m/s.

MECHANICAL DATA

Solar Cells	Monocrystalline
Cell Orientation	232 cells
Module Dimensions	1735×1020×30 mm (68.31×40.16×1.18 inches)
Weight	19.5 kg
Glass	3.2 mm (0.13 inches), High Transmission, AR Coated Heat Strengthened Glass
Encapsulant Material	EVA/POE
Backsheet	Black
Frame	30 mm(1.18 inches) Black, anodized aluminium alloy
J-Box	IP 68 rated (3 bypass diodes)
Cables	Photovoltaic Technology Cable 4.0mm² (0.006 inches²) Portrait: N 900mm/P 900mm(35.43/35.43 inches) Length can be customized
Connector	MC4 Compatible

*Please refer to regional datasheet for specified connector.

TEMPERATURE RATINGS

NOCT(Nominal Operating Cell Temperature)	43°C (±2°C)
Temperature Coefficient of P _{MAX}	- 0.34%/°C
Temperature Coefficient of V _{OC}	- 0.25%/°C
Temperature Coefficient of I _{SC}	0.04%/°C

MAXIMUM RATINGS

Operational Temperature	- 40 ~ +85°C
Maximum System Voltage	1500V DC (IEC)
	1000V DC (IEC)
Max Series Fuse Rating	20A

WARRANTY

15 year Product Workmanship Warranty
25 year Power Warranty
2.5% first year degradation
0.5% Annual Power Attenuation

*Please refer to product warranty for details.

PACKAGING CONFIGURATION

Modules per pallet: 37 pieces
Modules per 40' container: 1040 pieces



CAUTION: READ SAFETY AND INSTALLATION INSTRUCTIONS BEFORE USING THE PRODUCT.

© 2021 Maysun Solar Co., Ltd. All rights reserved. Specifications included in this datasheet are subject to change without notice.

Website: www.maysunsolar.com