


趣學校

開放式自學教育的學校！


STEAM程式教育

USE 3D/Python/雷切/電子電路



帶走一片雲




電池盒裝進電池




將LED燈裝進木板內（正中央有兩個洞）




LED長腳為正極



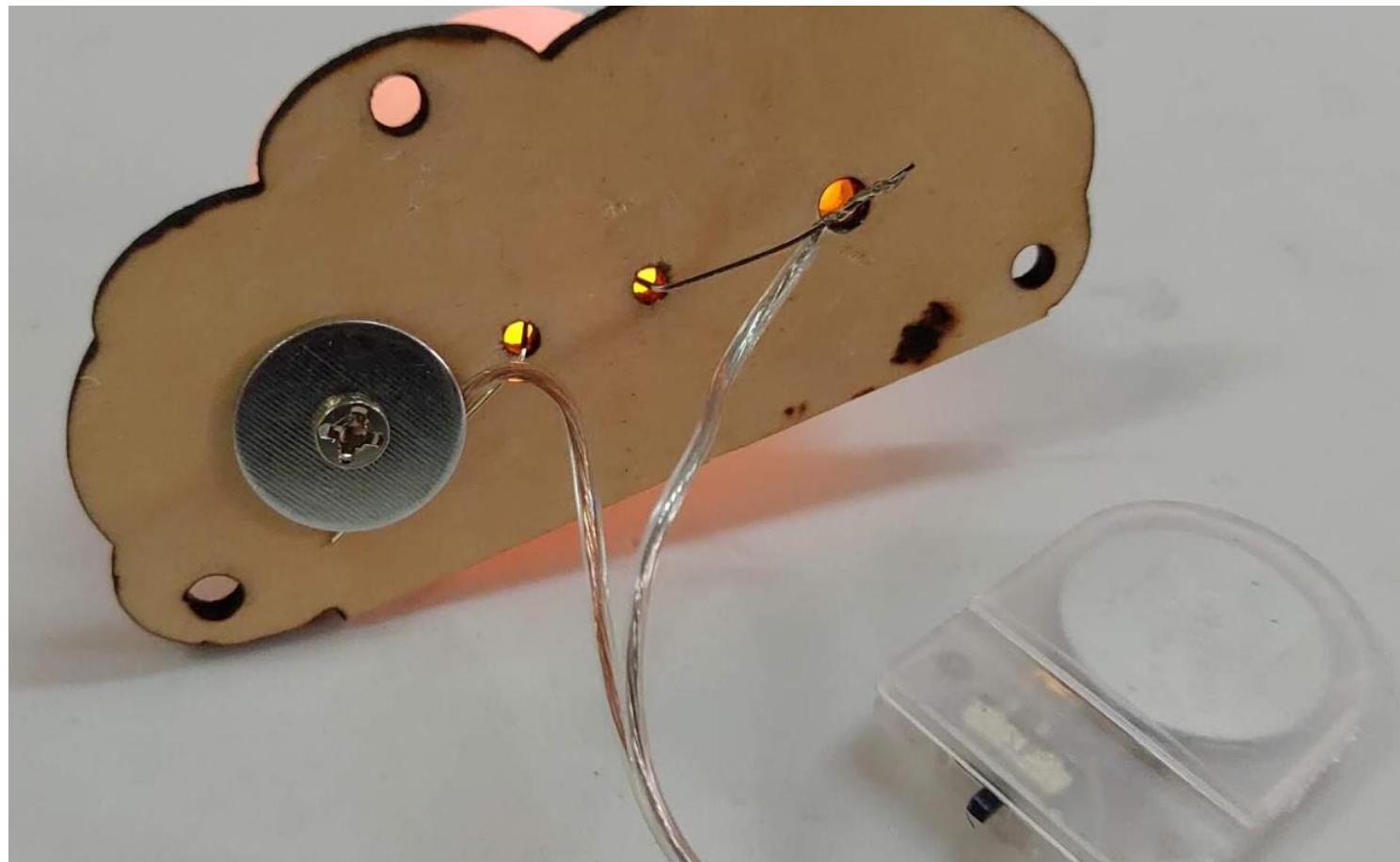
將電線撥線後，纏繞在LED上，電線呈現銅色的，代表是電源正極（接在LED長腳）




準備銀色螺絲跟華司




同時對準雲朵底部的孔位鎖緊（把電線夾緊）



接著，以黑色螺絲搭配白色尼龍隔離柱鎖起來



底部也用黑色螺絲鎖起，大功告成！



非常感謝