



■ Bangkok
178 Floor 2nd, Suan Siam Rd,
Bangkok, Thailand 10230
info@wulian.co.th
Tel: +6681-573-7003 :+6688-088-0787

SmartRoom®

New standards of Smart Home

SmartRoom advanced wireless technology is the globe most advanced wireless network technology featured with near communication, low bit rate and low energy consumption. It is mainly used in wireless connection of short distance. Derived from ZigBee technology, it is the new generation wireless communication technology standard invented and updated by ourselves.

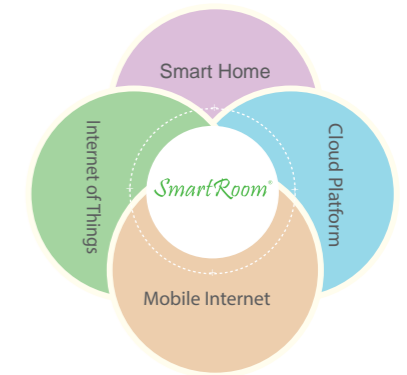
Today, internet of things develops rapidly. SmartRoom, as the advanced wireless technology, has greatly exemplified its great value. As the most used network application of margin of IoT, sensors and control unit constitute the most basic, core as well as wide unit of IoT. SmartRoom advanced wireless technology enable thousands of tiny sensor units communicate with each in harmony just with little energy consumption. This technology, as the manner of relay, communicate data from one network node to another node via wireless radio way. Therefore, its efficiency is very high. SmartRoom technology suit the demand and trend of the development of IoT due to the advantages of low energy consumption, anti-interference, high stability, easy to organize and apply as well as maintain, and available to deploy in large scale.

IoT and SmartRoom advanced wireless technology have its perfect combination in smart home, health and care, industry and agriculture detection, etc. Compared with other wireless technology, SmartRoom will have a wider application in IoT field by its superiority in investment, construction, maintenance, standard (international HA standard).




Originated from ZigBee, but more superior

SmartRoom advanced wireless technology, based on ZigBee technology, is a new generation of wireless telecommunication standard after optimization, which features short distance, low complexity, self organized, low consumption, high rate, low cost, etc.



Low Bit Rate, Low Energy Consumption

20-250kbps rate in working, provide 250kbps(2.4GHz), 40kbps(915MHz) and 20kbps(868MHz) initial data throughput rate respectively. Satisfy low bit rate data communication requirement.



Anti-interference, High Stability

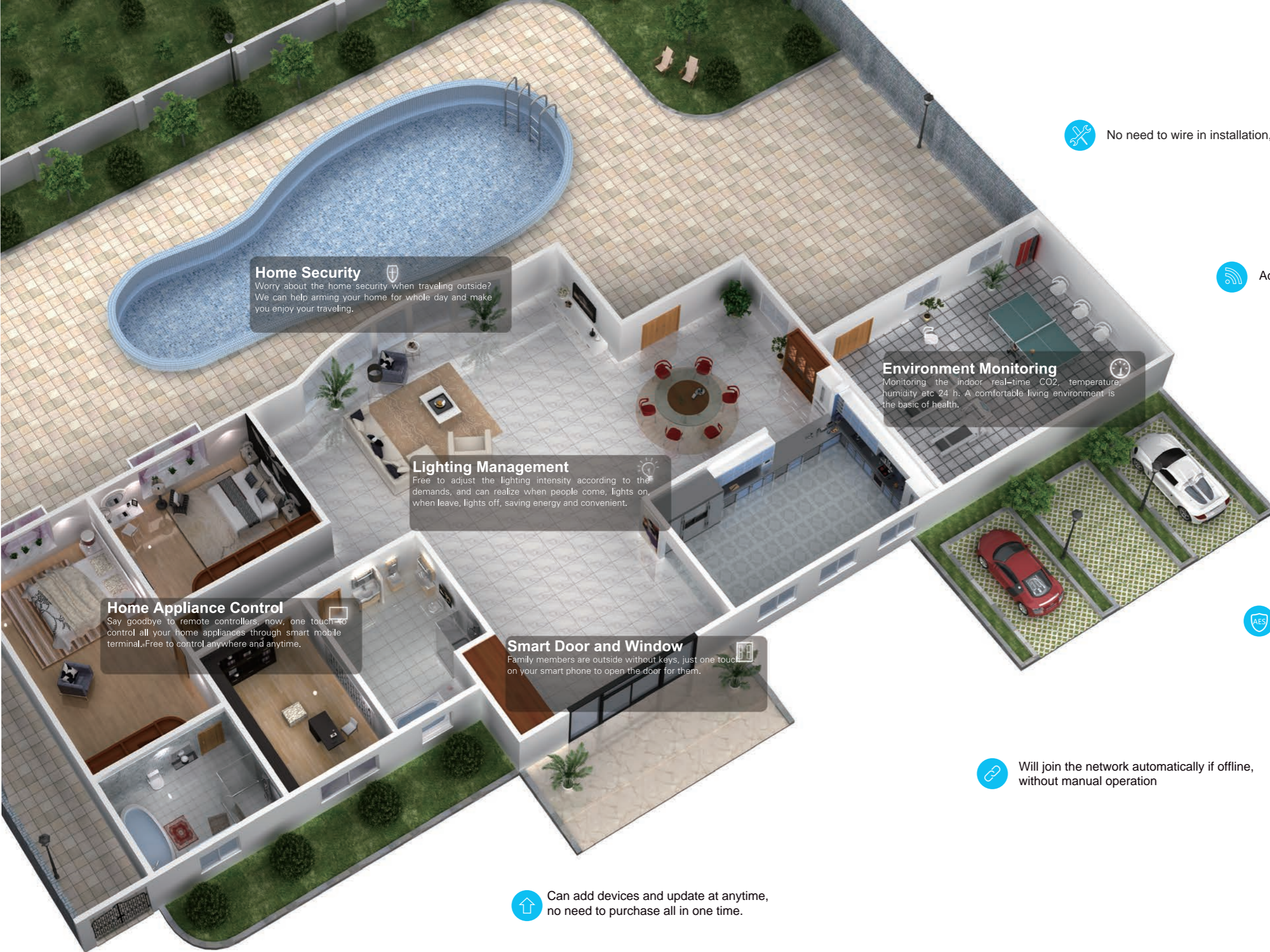
Adopt spread spectrum technology, can avoid interference. When system network is disturb of outside environment, the entire network can transfer to another working channel in dynamic way. Equipped with AES encryption technology, algorithm intensity is more than 10 times of that in present bank encryption technology. No precedent is found globally.




Easy to Organize, Easy to Use

No need to wire, save your time and trouble. Adopt wireless transmission and RFID technology. Support two-way communication. AA battery power supply, which is low carbon, green and environment friendly. Adopt AES encryption technology which is safe and secure. Join network automatically when power shut down. No manual operation, update in time. No limit of quality in one time purchase. Multi-platforms operation, stable and safe.






Home Security 
Worry about the home security when traveling outside?
We can help arming your home for whole day and make
you enjoy your traveling.


Lighting Management 
Free to adjust the lighting intensity according to the
demands, and can realize when people come, lights on,
when leave, lights off, saving energy and convenient.

Home Appliance Control 
Say goodbye to remote controllers, now, one touch to
control all your home appliances through smart mobile
terminal. Free to control anywhere and anytime.


Smart Door and Window 
Family members are outside without keys, just one touch
on your smart phone to open the door for them.


Environment Monitoring 
Monitoring the indoor real-time CO2, temperature,
humidity etc 24 h. A comfortable living environment is
the basic of health.


 No need to wire in installation, saving time and trouble

 Advanced wireless technology, leading wired and RF

Two-ways communication of data,
handle the real-time status

 AES encryption technology. reliable and safe.

 Will join the network automatically if offline,
without manual operation

 Can add devices and update at anytime,
no need to purchase all in one time.



2015 New edition comes shining through

Please scan the QR code to obtain APP download link

Attention: to realize practical control effect, software should work together with hardware.
If the hardware are not available, please enter the demonstration to experience the virtual smart home life.



Android



iOS


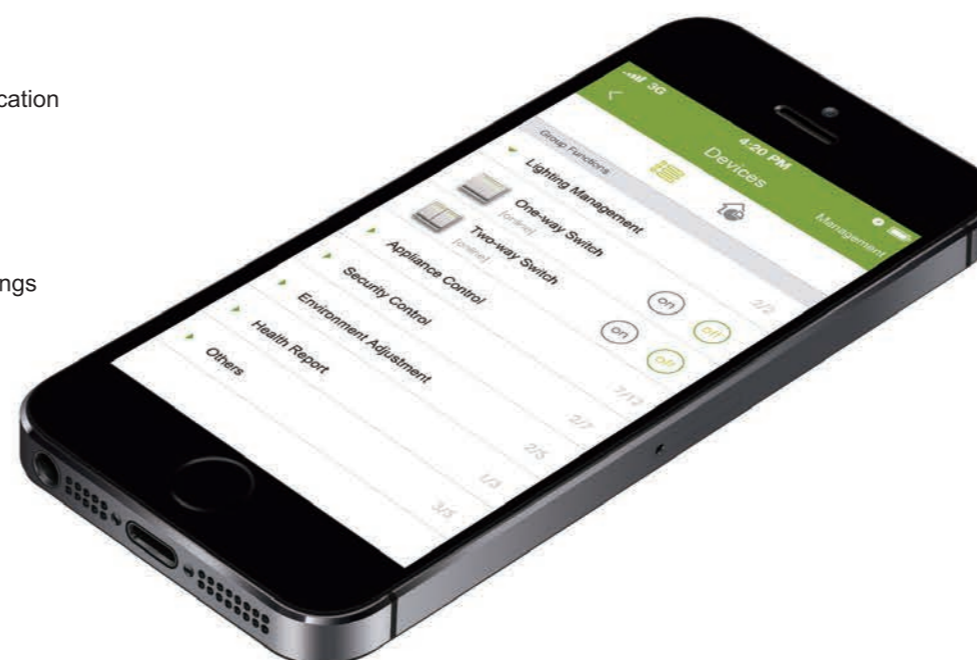


- Delicate Module Division
- Clear Function Application
- One Touch to Control All Things

New One Button Control


Fresh Operation Interface and Experience


Point and Slide, Pleasures Are All Contained






 Movie Mode

 Entertainment Mode


 Wake Up Mode

 Sleeping Mode

Scene Control

Users can customize the multiple scene modes. Just push the button, you can easily complete the one-time home of controlling multiple devices, breaking away from a troublesome switch control methods.





Linkage Control

Smart home devices can link with each other. You can choose the target devices to make joint performance according to your actual needs, building your own personalized smart home system.



Timing Control

You can set a variety of timing according to your daily life and working habits, satisfying the needs of various users for timing. The powerful function and easy operation will make your life much more regular.



No Need of Key, Just with Cellphone

Up against to the lock, open the door easily and fast

New NFC technology, make home life more comfortable



Near Field Communication

Make your home life more smarter and comfortable!

Smart Unlocking

Lighting Control

Scenes Change



Keep Innovation, Keep Expanding Market, Work Together to Open New Era of Smart Home Life and Bright Future

Nanjing IOT Sensor Technology Co.,Ltd. is the global leading supplier for IOT (Internet of Things) devices and solutions. Based on customers' demand, we keep continuous innovating, and thus we have become the leader in the industry of IOT sensor, controller, mobile IOT and cloud computing. With comprehensive advantages in the field of IOT sensing and control, Wulian has become the leader of IOT era. At present, our products and technologies have been widely used in many key-projects globally. We also became the prominent technological support for building Smart City in many areas around the world. Our vision is to enable everyone to truly sense the world, we developed various sensors to help people around the globe which will enable them to get information directly, freely and equally, eradicating biases of information transfer. In the respect for the increasingly serious climate changes and natural disasters, we design our technologies that are green and energy efficient, in hopes of helping the world stay green and our people stay healthy.



Smart Core.....	01-07
Wireless Lighting Control System.....	08-14
Wireless Home Appliance Control System.....	15-23
Wireless Home Security System.....	24-36
Wireless Monitoring System.....	37-38
Wireless Environmental Conditioning System.....	39-42
Wireless Home Care System.....	43-44
Others.....	45-50

Smart Core

The development and change of social economic structure, family population structure as well as information technology, make people have higher requirements of the home security, comfort, efficiency and transparency.

More and more families not only demand simple smart home products, but also call for easy, convenient and safe smart home systems in its function expansion and service. Obviously, our home life needs to be changed.

The smart home system takes wireless gateway as its core and makes sensors and controllers connect with each other, so as to build a complete IOT smart home system as well as accomplish control timely and remotely. With wireless repeater, the wireless network signal coverage area is expanded to guarantee the whole system works smoothly and steady.



Wulian

Gateway(LAN)_MDPB_G100

WL-ZGWMDPB-G100-01

Wireless Gateway is a communication device based on ZigBee HA protocol. It can connect the ZigBee wireless network to the Internet or LAN with the standard Ethernet interface. With Wulian Wireless Gateway, users can control any products based on ZigBee protocol easily via various mobile smart terminals, realizing the safe and reliable transmission of wireless data.



Wulian

Wireless Gateway(LAN, AP)_MDPB_G110

WL-ZGWMDPB-G110-01

WL Gateway is based on Zigbee/SmartRoom protocol and can connect Zigbee wireless network with LAN or Internet. This product is the core of smart home system. users can control any product easily which is based on Zigbee/SmartRoom protocol to realize smart control.



SmartRoom

Wireless Gateway(LAN)_MDPB_G100

SR-ZGWMDPB-G00-01

SmartRoom Wireless Gateway is based on SmartRoom communication protocol. The gateway enables users to easily control any products based on ZigBee/SmartRoom protocol via various mobile smart terminals, realizing the high-speed, safe and stable transmission of wireless data.

Wireless gateway is regarded as core of smart home system. By connecting sensors to controllers, it establishes a perfect IOT smart home system. Wireless repeater is used to enlarge coverage of wireless network and guarantee the system running stably and smoothly.

One key to control scenes, smart devices linking up mutually, wireless control at anytime and anywhere, smart devices are operated according to living habits, which could be easy, convenient, relaxed and safe. Our home life is changing.





Wireless Gateway(LAN)_MDPB_G100

WH-ZGWMDPB-G100-01

Wireless Gateway is a communication device based on ZigBee/SmartRoom protocol. The gateway enables users to easily control any products based on ZigBee/SmartRoom protocol via various mobile smart terminals, realizing the high-speed, safe and stable transmission of wireless data. Besides, it also supports the communication with Ethernet. The 3rd generation gateway supports WiFi.



Vertical Type Gateway(LAN, AP)_MDPB_G110

Vertical Type Gateway(LAN, AP, 3G)_MDPB_G111

WG-ZGWMDPB-G110-01/WG-ZGWMDPB-G111-01

Vertical Type Gateway is a communication device based on ZigBee/SmartRoom protocol. It provides standard Ethernet Port which can connect ZigBee wireless network with LAN or internet. Users can easily control any products which are based on ZigBee/SmartRoom protocol via various mobile smart terminals. What's more, it uses battery to supply the power, so it won't affect the smart home system even power off.



Wireless Gateway (LAN)_MDPW_G100

WG-ZGWMUPW-G100-01

Wireless Gateway is a communication device based on ZigBee/SmartRoom protocol. It provides standard Ethernet Port which can connect ZigBee wireless network with LAN or internet. With Wireless Gateway, users can easily control any products which are based on ZigBee/SmartRoom protocol via various mobile smart terminals to realize smart control.



Wireless Gateway (LAN)_MDPW_G100

SH-ZGWMUPW-G100-01

Wireless Gateway is a communication device based on ZigBee/SmartRoom protocol. The gateway enables users to easily control any products based on ZigBee/SmartRoom protocol via various mobile smart terminals, realizing the high-speed, safe and stable transmission of wireless data. Besides, it also supports the communication with Ethernet. The 3rd generation gateway supports WiFi.



SmartRoom® Wireless Repeater_MNPW_G11

SR-ZRPMNPW-G11-01

SmartRoom Wireless Repeater is a device which assists the gateway to expand the coverage area of network. It is based on SmartRoom protocol, and it can strengthen the wireless signal and expand the coverage area of network, realizing the smooth operation of home wireless network.

With its exquisite, humanized, and removable design, it is easy to use. It can be widely used in smart buildings, smart hospitals, smart hotels, smart breeding etc.



Wulian® WL USB Dongle 03(LAN)_MUPW_D100

WL-ZGWMUPW-D100-03

WL USB Dongle is a new device based on ZigBee/SmartRoom protocol. Communicate through this product, it can combine with other main devices with communication protocol to control the whole smart system and expand communication of ZigBee network.



Wireless Lighting Control System



Energy-saving Lighting

Create different lighting colors according to various requirements. Automatically adjust lighting intensity as per ambient lighting intensity. Moreover, it can realize the mode, when people come, lights turn on; when people leave, lights turn off. It is energy-saving and wonderful.



Wulian® Wireless Touch Dimmer Switch(One-way, L type)_GW_D2111

Wireless Touch Dimmer Switch is a new product based on ZigBee protocol. Users can control the switches remotely via various mobile smart terminals to adjust the lighting intensity at will, so users can enjoy the elegance and beauty of the lights.


Apart from smart home system, it can also be widely used in smart buildings, hospitals, hotels, breeding etc.



Wulian® Wireless Touch Switch Series(L type)

Wulian New Smart Touch Switch is a new product based on ZigBee protocol. Users can remotely control the switch via any mobile smart terminals without the traditional manual-touch operation. It is very convenient for users.

Apart from smart home system, it can also be widely used in smart buildings, hospitals, hotels, breeding etc.



SmartRoom® Wireless Smart Wall Switch Series(L type)


SmartRoom Wireless Smart Wall Switch Series are new products based on ZigBee/SmartRoom protocol. Users can remotely control the switch via any mobile smart terminals without the traditional manual-touch operation. It is very convenient for users.

Apart from smart home system, it can also be widely used in smart buildings, hospitals, hotels, breeding etc.



SmartRoom® Wireless Dimmer Switch Series(One-way, L type)

SmartRoom Wireless Smart Dimmer Switch supports ZigBee/SmartRoom protocol. Making linkages with binding switches can control smart devices freely, in which several switches control one device or one switch controls several devices. Various decorative switch panels are available to personalize smart home. Users can remotely control the devices via various mobile smart terminals, or by pressing the buttons directly.



Wireless Wall Switch Series

Smart Touch Switch is a new switch series product based on ZigBee/SmartRoom protocol. Users can control home lights through wireless controlling switch remotely or timely on mobile smart terminals. What's more, it's very convenient that the series of switch can be also used in smart building to control the lights by touching the button one time.



One-way Touch Dimmer Switch(One Live Line Type)

YJ-ZCSWLGW-D2111-01

One-way Touch Dimmer Switch(One Live Line Type) is a new product based on ZigBee/SmartRoom protocol. Users can dim the light brightness remotely and timely through mobile smart terminals. And it's also convenient to dim the brightness in room by linking with the brightness outside.



Wulian is ubiquitous and smart is followed



Wireless One Way Dimmer Switch (single live line)
WG-ZCSWLPT-D1111-01

Wireless One Way Dimmer Switch (single live line) is a new product based on the ZigBee/SmartRoom protocol, allowing user to remotely set light brightness in real-time or with a timer. When being linked with a light sensor, the device can adjust indoor brightness smartly.



Wulian® Wireless Smart Wall Switch(American standard One-way, L+N type)
WL-ZCSWNPW-S1314-01

Wireless Smart Wall Switch (American standard) is a new product based on ZigBee protocol. It is exquisite in design, convenient to install and easy to operate. It's very convenient for users to remotely control the switches via various mobile smart terminals or by controlling the switches on the wall.

Apart from smart home system, it can also be widely used in smart buildings, hospitals, hotels, breeding etc.



Wulian® WL Wireless Smart Wall Switch (8A)_ENPW_S082
WL-ZGCENPW-S082-01

WL Wireless Smart Wall Switch (8A)_ENPW_S082, is a new communication device based on ZigBee / SmartRoom protocol, users can control switch remotely by the mobile intelligent terminals, and also can time it to open or close, easy to use.



Wulian® Wireless Smart Dimmer Switch(Brazilian standard, One-way, L type)_PW_D1115

WL-ZCSWNPW-D1115-01

Wireless Smart Dimmer Switch(Brazilian Standard) is a new device based on ZigBee/SmartRoom wireless technology. Users can remotely control switches by any smart terminal mobile phones. We needn't touch any wall-switches to adjust the brightness of the lights, it's convenient. More over, the dimmer switch can make the whole house full of elegant and beautiful glory.

This product is widely used, except the common Smart Home System, also can be in Smart Building, Smart Hospital, Smart Hostel, as well as Smart Breeding etc.



Wulian® Wireless 10A Smart Switch(Brazilian standard, One-way, L+N type)_PW_S1315

Wireless 10A Smart Switch(Brazilian standard, Two-way, L+N type)_PW_S1315

WL-ZCSWNPW-S1325-01/-S1315-01

Based on ZigBee/SmartRoom protocol, Wireless Smart Switch (Brazilian Standard one/two way,L&N type) is brand-new designed in appearance which suits well the decoration style of Hardcover room, villas, hotels, business clubs, and so on. It can control the correspondent equipment not only through the key switch directly but also by the mobile intelligent terminals remotely.

It can perfectly blend with various kinds of decoration styles, whether Jane European fashion, noble beauty or modernism, to create an individualized smart space.




Wulian® Wireless Touch Binding Switch 02(Three-way, L+N)_GW_B Series

WL-ZCSWNGW-B2011-02/-B2021-02/-B2031-02

Wireless Smart Switch (Australian Standard one/two way/three way,L&N type), abandon the traditional mechanical switch design, uses a fashion and elegant design. It can linkage with binding switches so that we can implement multiple switches to control a equipment, or a switch to control multiple devices by wireless and freely. What's more, the users can directly touch panel switches, or control with all kinds of mobile smart terminal.

This product adopts the most advanced technology and the annual power consumption is almost negligible, actually realizing reasonable utilization, simple and convenient.



7W Warm Light Bulb_CNPG_B1100732

YJ-ZLACNPG-B1100732-01

Warm Light Bulb is a new lighting product based on ZigBee/SmartRoom protocol. Users can change the color of light at will on the mobile terminals. Just with simple setting, it can realize the switch of different models, for example turn down when you go to sleep, turn off when you leave, turn on when you back, alarm in red when emergency happen, bringing you a unusual experience.



7W Cold Light Bulb_CNPG_B1100722

YJ-ZLACNPG-B1100722-01

Cold Light Bulb is a new lighting product based on ZigBee/SmartRoom protocol. Users can change the color of light at will on the mobile terminals. Just with simple setting, it can realize the switch of different models, for example turns down when you go to sleep, turns off when you leave, turns on when you back, alarm in red when emergency happen, bringing you a unusual experience.



7W Colorful Light Bulb_CNPG_B1100713

YJ-ZLACNPG-B1100713-01

Colorful Light Bulb is a new lighting product based on the ZigBee / SmartRoom protocol. Users can change the light color freely by the mobile terminals .Through the simple settings to achieve different mode changing.For example, dimmer the lights automatically when you want to sleep, turn off automatically when leaving home, turn on when you are coming home, turn on the red warning lights when it happens a dangerous situation etc.. It creates a different experience effects for the users completely.



7W Warm&Cold Light Bulb_CNPG_B1100744

YJ-ZLACNPG-B1100744-01

Warm Light Bulb is a new lighting product based on ZigBee/SmartRoom protocol. Users can change the color of light at will on the mobile terminals. Just with simple setting, it can realize the switch of different models, for example turn down when you go to sleep, turn off when you leave, turn on when you back, alarm in red when emergency happen, bringing you a unusual experience.

Wireless Home Appliance Control



Electrical Appliance control


Various remote controllers for different appliances will quit from your life forever! Through appliance control system, you can use smart phones to control electrical appliances remotely, such as turning on/off, timing etc. You can also have a very clear understanding of the appliance working status and its energy consumption.



SmartRoom Wireless IR Transmitter(One-direction, Top)_WBPW_1201
SR-ZTPWBPW-I201-01

SmartRoom Wireless IR Transmitter is a new product based on ZigBee/SmartRoom protocol, which can link ZigBee/SmartRoom wireless signal with IR wireless signal. User can control TV, air-conditioner, motor curtain and other IR-control devices through mobile smart terminal.

The transmitter has wide application. In addition to smart home system, it can also be used in smart building, hospital, hotel, breeding, etc.



Transmitter(Full-direction)_CNPB_1120

SH-ZTPCNPB-I020-01

Wireless IR Transmitter(Full-direction)_CNPB_1120, with IR and ZigBee/SmartRoom transceiver module inside, can replace remote controllers to control various types of infrared appliances (such as air conditioner, TV, automatic curtains etc.), realizing remote control of home appliance.

This product is easy to use, can replace various remote controllers, and it is widely used in smart home, smart hospitals, smart building, smart breeding etc.



wireless IR transmitter (single emitter,
wall mounted)_WBPB_E111

WG-ZTPWBPB-E111-01

wireless IR transmitter (single emitter, wall mounted) is a new product based on the ZigBee/SmartRoom protocol. It can control all electrical appliances with remote controller by converting ZigBee/SmartRoom signal to IR signal. After simple setting, it enables user to control TV, air-conditioner and other home appliances by smart phone.



Wireless IR Transmitter(Full-direction)_CNPB_I220

YJ-ZTPCNPB-I220-01

Wireless IR Transmitter(Full-direction)_CNPB_I220, with IR and ZigBee/SmartRoom transceiver module inside, can replace remote controllers to control various types of infrared appliances (such as air conditioner, TV, automatic curtains etc.), realizing remote control of home appliance.

This product is easy to use, can replace various remote controllers, and it is widely used in smart home, smart hospitals, smart building, smart breeding etc.



Wireless IR Transmitter(One-direction, Side)_WBPW_E211

WH-ZTPWBPW-E211-01

Wireless IR Transmitter is a new product based on ZigBee/SmartRoom protocol, which can link ZigBee/SmartRoom wireless signal with IR wireless signal. User can control TV, air-conditioner, motor curtain and other IR-control devices through mobile smart terminal.

The transmitter has wide application. In addition to smart home system, it can also be used in smart building, hospital, hotel, breeding, etc.



SmartRoom® Wireless Smart Wall Socket_PW_W3110

SR-ZSKWNPW-W3110-01

SmartRoom Wireless Wall Socket is a new product based on ZigBee/SmartRoom protocol, suiting to national unified standard. It has delicate design, 2 in 1, by merging two-phase and three-phase socket with one socket. It is beautiful and gracious. It can be opened or shut through mobile smart terminal in preset time or real time. So, it will save the energy and bring more convenience and green to your life.





Wall Switch WNPC_W3110

YJ-ZSKWNPC-W3110-01

wall switch is a new product based on SmartRoom protocol., users can use it control home appliances on/off easily on any smart terminal. It adopts national uniform standards, so it's very convenient for you to replace traditional one with 云家 wall switch.



Wireless Wall Socket_PT_W3110

WG-ZSKWNPT-W3110-01

Wireless Wall Socket is a new product based on ZigBee/SmartRoom protocol. Users can remotely supply or cut off the power through various mobile smart terminals. In addition, it also support timing control. It is energy-saving and prevent the line aging caused by long opening of electrical appliances.



Wall Socket_PS_W3110

SH-ZSKWNPS-W3110-01

Wireless Wall Socket is a new communication device based on SmartRoom protocol. Users can turn the appliances on/off in real time or realize timing control to supply power or cut off power of home appliances by smart mobile terminals. The socket adopts the national unified standard and users just replace the original socket directly, so it brings users great convenience.



SmartRoom® Wireless Removable Socket(Metering type)_PW_M3111
Wireless Removable Socket_PW_M3110

SR-ZSKMNPW-M3111-01/SR-ZSKMNPW-M3110-01

SmartRoom Wireless Removable Socket is a new product based on ZigBee/SmartRoom protocol. User can monitor the electricity working condition of load device via mobile smart terminal. It can help user to regulate energy consumption. The measuring version of the socket can monitor the present power, current and electric quantity in real time, so that user can manage electricity consumption plan easily and reduce energy waste. The socket has wide application with the features of easy to install, portable as well as plug and play. It is an effective assistant to home, factory, construction site, warehouse, office, hotel, and restaurant, etc.



Wulian® Wireless Smart Wall Socket(American standard)_PW_W3140

WL-ZSKWNPW-W3140-01

Wireless Smart Wall Socket (American Standard) is base on ZigBee/SmartRoom technology and development of a new product. It can support mobile intelligent terminal equipment and wireless network. Manual or remote control and fully meet IEEE802.15.4 ZigBee/SmartRoom HA protocol standard , It's applicable to any ZigBee/SmartRoom HA protocol in the network.

It can also be widely used in monitoring system smart hospital smart hotel , as well as in smart building and smart breeding etc.



Wulian® Wall Socket_PS_W3160-01

WL-ZSKWNPW-W3160-01

Wireless Wall Socket is a new communication device based on SmartRoom protocol. Users can turn the appliances on/off in real time or realize timing control to supply power or cut off power of home appliances by smart mobile terminals. The socket adopts the national unified standard and users just replace the original socket directly, so it brings users great

Smart home treats residence as platform, as well as architecture, network communication, home appliances, facility automation, integrating system, structure, service, management as an efficient, comfortable, safe, convenient, environmental living condition.

On the basis of home automation and intellectualization, smart home is realized by visualizing people's needs via Internet. Smart home can be regarded as a process or a system that makes full use of computer technology, Internet communication technology, structured cabling technology, wireless technology to integrate various subsystems related to home life. Compared with common household items, smart home transfers the static structure into smart devices which provides a full range of information exchange and helps family keep information exchange with outside. Smart home emphasizes on people's subjective initiative and the coordination between people and living conditions, so that people can control their living environment at will.



Everything linked in Wulian!



Wulian® Wireless Removable Socket(British standard, Metering type)_PW_M3161
WL-ZSKMNPW-M3161-01

Wireless Smart Socket (British Standard, Removable Type), is a new type of high-tech product based on ZigBee/SmartRoom technology communication. Unlike the ordinary socket, this product can not only spy on the equipment those who linked with it ,but also can wirelessly connected our smart phone ,tablet ,etc. It will transfer the data to the mobile intelligent terminal , helping user judge the power consumption changes. Plug and play for portable vision.

It's the ideal intelligent product which can be widely used in smart home , smart factory , modern warehouse , smart office, smart hotel and so on.



Wulian® Wireless Removable Socket(European standard, Metering type)_PW_M3131
WL-ZSKMNPW-M3131-01

Wireless Smart Socket (European Standard, Removable Type) based on ZigBee/SmartRoom technology could give you home safety with it special function of cutting off the electric once the load current is too high. You could control the devices remotely and wirelessly even you are far away from your home, besides remote control, it could also detect the load current and power.

Apart from smart home , it can be also widely used in smart building, smart hospital, smart hotel and smart breeding.



Wulian® Wireless Smart Wall Socket (Brazilian Standard)
WL-ZSKWNPW-W3150-01

Wireless Smart Wall Socket (Brazilian Standard) is a new product based on ZigBee/SmartRoom protocol. Compared with the traditional wall socket, have greater capacity, more fashionable and beautiful appearance, no matter what kind of decoration style, this product can be the perfect harmony.

It can also be widely used in monitoring system smart hospital smart hotel , as well as in smart building and smart breeding etc.



Wulian® Wireless Removable Socket(Brazilian standard, Metering type)_PW_M3151
WL-ZSKMNPW-M3151-01

Wireless Smart Socket (Brazilian Standard, Removable Type) is a new product based on ZigBee/SmartRoom protocol. Users could realize remote control by any mobile terminals. This product compliant with IEEE802.15.4 ZigBee/SmartRoom HA standard protocol and could be used in any network conformed to ZigBee/SmartRoom HA protocol. Beside smart home, this product could also be used in smart building, smart hospital, smart hotel and smart breeding.



Wulian® Wireless Smart Wall Socket(Australian standard)_PW_W3120
WL-ZSKWNPW-W3120-01

Adopting the national standard, Wireless Smart Wall Socket (Australian Standard) is delicately designed in appearance, and can realize the seamless docking with all sorts of lamps and lanterns of home appliance. When electricity is not needed, it can cut off the power through the button on the socket or mobile phones, tablets and other wireless terminals, putting an end to electric shock, which is safe and energy-saving.

The same as the normal switch, this product is easy to install, and can also be widely used in the home, factory, warehouse, office, hotel and so on.



Wulian® Wireless Removable Socket_PW_M3110

WL-ZSKMNPW-M3110-01

Wireless Smart Socket (Australian Standard, Removable Type) is a new type of high-tech product based on ZigBee/SmartRoom technology communication, which can provide the effect of wireless intelligent control.

Especially under particular circumstance and for special populations, it will get you the irreplaceable effect that ordinary socket can't give you.

By applying power and connecting devices, more and more users will obtain the convenience and enjoyment that smart home automation brings.



Wulian® Wireless Touch Curtain Controller_WNGW_C111211

WL-ZCCWNGW-C111211-01

Wulian New Generation Wireless Curtain Controller is a new product based on ZigBee protocol. It can open or close the curtain remotely via mobile terminals or locally via button press.

The product is extensively used in smart home, smart hotels, smart hospitals, smart breeding etc.



Wulian® WL Knob Curtain Controller(Two-way)_WNPW_C121329

WL-ZCCWNPW-C121329-01

WL Knob Curtain Controller(Two-way) is a communication device based on ZigBee/SmartRoom protocol. With its users can control the curtain to different degrees. In addition to traditional local operation way, users can also control it via mobile smart terminals remotely and wirelessly. More ever, it can control the curtain according to the change of environment sensed by relevant sensors.




SmartRoom® Wireless Curtain Controller_WNGT_C111111

SR-ZCCWNPW-C111111-01/ZCCWNGW-C111111-01

SmartRoom Wireless Curtain Controller is a new product based on ZigBee/SmartRoom protocol, which mainly used for the open and close of the curtain. In addition to the traditional key operation, the curtain can also be controlled on mobile smart terminal remotely, helping you get rid of the trouble of manual on-site operation.

The controller has wide application. In addition to smart home system, it can also be used in smart building, hospital, hotel, breeding etc.



Curtain Controller_WNPG_C111111

WG-ZCCWNPT-C111111-01

Curtain Controller is a new communication device based on SmartRoom protocol. Except traditional local operation, users can also remotely turn the curtain on/off via various mobile smart terminals. What's more, it can not only control the curtain, but also can be widely used to control the devices that are controlled by motor like electric window operator, lifter, etc.



SmartRoom® Wireless Automatic Curtain 02_ENPW_M142011

SR-ZCCENPW-M142011-02

SmartRoom Wireless Automatic Curtain is a new product based on ZigBee/SmartRoom protocol, which mainly used for the open and close of the curtain. After joining the network successfully, user can control the curtain remotely via the software on mobile smart terminal.

The controller has wide application. In addition to smart home system, it can also be used in smart hospital, hotel, building, etc.



Wulian® Wireless Electronic Door Operator 02_DN_W WL-NOEDW-H-01

Wireless Smart Blind allows 0-105 degrees blade angle adjustments. Best ventilation is achieved when the blade is at 90 degrees. It will provide adequate room privacy at 15-25 degrees. It will prevent penetration of rain when the blind is completely closed.

The most outstanding feature for wireless motor blind is wireless linkage function. Blind is able to link all smart home devices and brings you extraordinary convenience and miracle.



Wulian® Wireless Parking Lock_GW_P WL-NOEGW-P-01

Wireless Parking Lock is based on Zigbee Wireless Technology , used for locking the dedicated parking spaces and sloving problem of parking spaces occupied. User can use phone, tablet PC to realize remote control as follows: lock or unlock the Wireless Spring Lock, record vehicles berthing time, centralize management of the parking space monitoring. All data can be stored in the database.

For its convenient operation, safe and reliable performance, it is widely used in smart home, smart community, smart hospital ,smart parking system etc.



Wireless Temperature Controller _WNPW_T WH-ZTCWNPW-T-01

Wireless IR Temperature Controller is a new product based on ZigBee/SmartRoom protocol. User can remotely monitor and control temperature in specific region via mobile smart terminal.

The controller has wide application. In addition to smart home system, it can also be used in smart building, hotel, etc.

Wulian Home, different home



Wireless Home Security System



Automatic Door and Window Lock

It's possible to open and close door/window anywhere and anytime without keys! When family members forget to bring keys, you just need to click smart phones to open it for them. When there is illegal behaviors, door and window can close and lock automatically to protect your home property.



Wulian Wireless Password&Card Lock 02_MT_B110
WL-ZLSDBMT-B110-01/WL-ZLSDBMT-B110-02

Wulian Password & Card Lock supports ZigBee technology. Based on users' need, it can be installed in different environments. The safety level of the lock is high, and sophisticated internal design can guarantee users' property well. Users can check the status of the lock via smart terminal to know whether the lock is open or closed.

The product is widely used in smart home, smart hotels and smart buildings etc.



Wulian Wireless Door/Window Magnetic Detector_DBPW_MT
WL-ZSPDBPW-MT-01

Wireless Door/Window Magnetic Detector, adopts latest energy-saving technology, can work over half a year.

When door or window is opened illegally, normal magnetic field is disturbed and alarm signal will be sent and related alarm equipments will be triggered.



SmartRoom Wireless Door/Window Magnetic Detector_DBPW_MT
SR-ZSPDBPW-MT-01

SmartRoom Wireless Door Magnetic Detector established new security protection for smart home system. No matter where you are, you don't have to be bothered with unexpected visitors. The main body and magnetic part are installed respectively at two sides of the door or window and it will send alarm signals when the door or window is opened illegally.



Wireless Door/Window Magnetic Detector_DBPW_MT

WH-ZSPDBPW-MT-01

Wireless Door/Window Magnetic Detector, with delicate design, wireless transmission and easy installation, will send out alarm signal and trigger related alarm equipments to protect your home when door or window is opened illegally.

The product is widely used in residence, villa, school, hospital, hotel, bank, commercial center, warehouse, factory and etc.



Wireless Door/Window Magnetic Detector_DBPW_MT

YJ-ZSPDBPW-MT-01

Wireless Door/Window Magnetic Detector with delicate design, installs at two crack sides of door or window and easy to be hid. Adopting advanced ZigBee technology, even slightly changes of magnetic field can be detected and accurate self judgment can be made. When door or window is opened illegally, normal magnetic field is disturbed and alarm signal will be sent and related alarm equipments will be triggered.



Wireless Door/Window Magnetic Detector_DBPW_MT

SH-ZSPDBPW-MT-01

Wireless Door/window Magnetic Detector is a ZigBee-based product which is used for preventing illegal break-in. It consists of main body and magnetic body. These two parts can be installed on two sides of door/window. When door/window is opened illegally, the sensor inserted in the product will send alarms immediately. Users can receive these alarms via mobile terminal and thus take actions in time to prevent loss and damage.



Embedded Magnetic Door Sensor

WG-ZSPEBPW-MT-01

Embedded Magnetic Door Sensor is a new communication device based on Zigbee/SmartRoom protocol, it is a professional product used to prevent the door and window been opened illegally. The main body and magnetic part are installed respectively at two sides of the door or window. When door or window is opened illegally, it will send an alarm signal to the mobile smart terminals and users can deal with the problems at the first time to effectively prevent the property damage.



SmartRoom® Wireless PIR Motion Detector_WBPW_PI11

SR-ZSPWBPW-PI11-01

SmartRoom Wireless PIR Motion Detector is a new product based on ZigBee/SmartRoom standard design. Within effective detection area, when someone breaks in illegally, human body can be detected and detector can send out wireless alarm signal to the host to realize detection task.

It is used extremely widely, in addition to smart home system, it is also widely used in monitor system, smart hospital, hotel, building and breeding etc.



Multi-function Anti-interference Motion Detector_CNPW_PI23WM2THAL

WH-ZSPCNPW-PI23WM2THAL-01

Multi-function anti-interference Motion Detector_CNPW_PI23WM2THAL, based on advanced SmartRoom technology, monitors relevant regional all the time. When someone trespassing, he will be detected and the alarm device will be triggered in the first time, improving home safety to the maximum extent.

Besides smart home, this product is also widely used in smart monitoring system, smart hospital, smart hotel, smart breeding etc.



Multi-Function Body Detector_CBPW_PI13THAL

YJ-ZSPCBPW-PI13THAL-01

SmartRoom Wireless PIR Motion Detector is a new product based on ZigBee/SmartRoom standard design. Within effective detection area, when someone breaks in illegally, human body can be detected and detector can send out wireless alarm signal to the host to realize detection task.

It is used extremely widely, in addition to smart home system, it is also widely used in monitor system, smart hospital, hotel, building and breeding etc.



Curtain Detector_CNPW_CU11

WG-ZSPCNPW-CU11-01

Curtain Detector is communication device based on ZigBee/SmartRoom protocol. The device can detect body movement via infrared ray and also tell the direction of movement. When being installed on the door, it will turn on or turn off other linked devices (such as lights) according to whether people come back to home or leave home.

Besides in smart home system, the device can be also used in smart hotel system and smart meeting room system.



Curtain Detector

SH-ZSPCNPW-CU11-01

Curtain Detector is based on ZigBee/SmartRoom wireless technology, which can not only detect body IR, but the direction of access. It can be installed on the door and link related devices like lights to turn on or off by judging the entry and exit of family members. Besides the smart home, the detector can be also used in smart hotel and smart meeting room etc.



Wireless Sound and Light Alarm_CNPW_AL

WH-ZSPCNPW-AL-01

Wireless Sound and Light Alarm, based on advanced ZigBee technology, can co-work with IR motion detector, inflammable gas detector, smoke (fire) detector and other security devices. When abnormal situation be detected, it can send information to the smart mobile terminal and give audible and visual alarm signals in the meantime, decreasing the loss of personal property.





Wulian® Wireless Emergency Button_PBWP_IB

WG-ZOEWPBW-D-01/WG-ZSPBPBW-IB-01

Wireless Wireless Hang Emergency Button, based on ZigBee/SmartRoom, it needs no wiring and is convenient to use. It has the function of sending alarm signal to the mobile terminals when something emergent happens.

This product is small and exquisite in appearance and is portable. When something emergent happens the families will get the alarm signals from mobile and take measures to settle it in time.



Wireless Doorbell_CNPW_B

YJ-ZOECNPW-B-01

Wireless Doorbell /Wireless Doorbell Button is based on SmartRoom technology. Only to press the doorbell button when the guest come to visit, the message could be received in the mobile terminals even the host is far away from home. Beyond that, the image of the guest will be detected by the cloud camera, ensuring every visitor will not be missed.

This product is widely used. Besides smart home system, it can also be applied in smart building, smart hotel, smart hospital etc.



Wulian® WL Doorbell Button_WBPW_D

WL-ZOEWPBW-D-01/WL-ZSPBPBW-IB-02

WL Doorbell Button is a communication device based on ZigBee/SmartRoom protocol. Once the doorbell button is pressed, hosts will receive the message via mobile smart terminals at any place, ensuring not to miss the visitors.

This product is widely used, not only in smart home, but also in smart hotels, smart hospitals to act as calling system.

Wulian, beyonds your imagination!



SmartRoom® Wireless Flammable Gas Detector_CNPW_CG

SR-ZSPCNPW-CG-01

Smart Room Wireless Flammable Gas Detector is a new kind of product based on the ZigBee protocol. It is often used in wireless alarm device system with high sensitivity and stability. It can not only detect indoor flammable gas concentration, but also send data to the smart mobile terminals at the same time. It is ceiling mounted, so it can save space and merge perfectly with original decoration style.

Smart Room Wireless Flammable Gas Detector could combine with wireless alarm device to automatically send trigger signals to start the alarm. Apart from smart home, it is widely used in smart hospitals, smart hotels, smart buildings etc.



Wulian® Wireless Automated Manipulator_OBPW_MA

WL-ZSPOBPW-MA-01

Wireless Automated Manipulator is used to realize auto off of flammable gas caused by gas leakage, safeguarding your life and property. This product implements the highly automated and intelligent, without artificial operation. When the inflammable gas concentration exceeds the safe value, it will automatically close the valve to prevent a worse situation.

Besides smart home, it is also used in smart chemical engineering, smart field, smart filling station etc.



Wireless Smoke(Fire) Detector_CNPW_SK

WH-ZSPCNPW-SK-01

Wireless Smoke (Fire) Detector is based on ZigBee/SmartRoom wireless technology, mainly used to detect the indoor/outdoor smoke concentration and send alarm signals to the smart mobile terminals via ZigBee network., at the same time connecting related equipment , open the smart valve,door>window and fan for preventing further danger.

Thanks to its excellent performance and high reliability, this product can be applied in smart home, smart hospital, smart breeding and smart building etc.



Wireless Smoke(Fire)Detector

SH-ZSPCBPW-SK-01

Wireless Smoke(Fire)Detector is based on ZigBee/SmartRoom wireless technology, mainly used to detect the smoke concentration in air, and at the same time send alarm signals to the smart mobile terminals when it reaches the security concentration.Further more, it can connect the related devices, open the smart valve, door, window and fan for preventing further danger.

SmartRoom®

Wireless Flood Detector_MBPW_FD

SR-ZSSMBPW-FD-01

SmartRoom Wireless Flood Detector uses the liquid conductive principle to detect whether there is water with electrodes, and then transfers this situation into a dry contact with a sensor and output it. When the probe detects wetted height about 1 mm, this device will send alarm messages.

With its low cost, excellent performance, high reliability, easy installation, this product is widely used in smart home, smart hospitals, smart breeding, smart buildings etc.



Wireless Monitoring System

Even working outside, through mobile terminals, the user could care about family members and know their living conditions, especially for kids and the old.

If there are thieves in house, our video monitoring system will start record and image capture which could be sent to user's mobile terminals. Users can shout to thieves for deterrence through phone instantly, users could also send video resources to help track down the criminal after calling the police.



Wulian® Wireless Pinhole Camera_CD_IV2 WL-NAVCD-IV2-01

In order to satisfy people's pursuit of high quality life, Wulian IOT Sensor Technology provide wireless pinhole camera to ensure your home care and safety.

This product not only possess all functions of traditional IP camera but also boasts its unique pinhole design and high concealment which is hard to be found by saboteurs.



HD Camera (720P)_ WG-ZAVMDPW-C32112-01

HD Camera not only has all the functions of traditional camera, but also can be added into smart home software, wherever and whenever you are, you can check your home and the picture is more clear.

Wireless Environmental Conditio



Environmental Defence

Our service purpose is Low carbon and comfortable, healthy, environmental-protection of green living. With air quality detector, temperature and humidity detector, water logging detector, noise detector, light sensor and other detectors, users can know the real-time environment quality in the house, so as to improve the quality of life .If the temperature is too high, air conditioning will begin to work automatically to adjust the temperature till the human body comfortable state; If the dust is too much, the humidifier will turn on automatically, to make the air quality become pure and fresh.



SmartRoom Wireless Carbon Dioxide Monitor_CNPW_DM
SR-ZSSCNPW-DM-01

SmartRoom Wireless Air Quality Detector is based on ZigBee wireless technology. It is used to detect temperature, humidity and the concentration of some certain gas such as CO2 and other harmful gas to remind users to adjust the air quality. It can also link with other smart devices to make joint performance, such as open/close windows, doors, or turn on/off air conditioning, humidifier to create a nice living environment.

This product is widely used in smart home, smart hospitals, smart breeding, smart buildings etc.



Wireless Carbon Dioxide Monitor_CNPW_DM

WH-ZSSCNPW-DM-01

Wireless Air Quality Detector is based on ZigBee wireless technology. It is used to detect temperature, humidity and the concentration of some certain gas such as CO2 and other harmful gas to remind users to adjust the air quality. It can also link with other smart devices to make joint performance, such as open/close windows, doors, or turn on/off air conditioning, humidifier to create a nice living environment.

This product is widely used in smart home, smart hospitals, smart breeding, smart buildings etc.



Wireless Air Quality Detector_CNPW_DM

SH-ZSSCNPW-DM-01

Wireless Air Quality Detector is based on SmartRoom protocol. It is used to detect the concentration of CO2 in the air, and send the data to the cloud server. It will also send a message to the smart mobile terminals to remind the users the air quality. What's more, it can also link with other smart devices to open/close windows & doors or turn air conditioner, humidifier on/off to create a comfortable living environment.



Wireless PM2.5 Monitor_CNPW_DT

WH-ZSSCNPW-DT-01

Wireless PM2.5 Detector (Ceiling Mounted) is based on ZigBee/SmartRoom wireless technology. It is used to detect dust concentration. It can detect dust concentration in the air, and monitor the air quality. Moreover, it can distinguish the particle concentration of various dusts.

This product is widely used in smart home, smart hospitals, smart breeding, smart buildings etc.



Wireless Temperature & Humidity Monitor_WBPW_TH

WH-ZSSWBPW-TH-01

Wireless Temperature & Humidity Sensor based on ZigBee/SmartRoom protocol, is mainly used to detect the indoor or outdoor temperature and humidity, and send measured data to control center automatically.

It is ceiling mounted and thus it can save space and merge perfectly with surroundings. It can be widely applied in residence, office, hospital (e.g. baby hatches), agriculture (e.g. vegetable/-fruits greenhouse), botanical garden etc.



Temperature & Humidity Sensor_WBPB_TH

WG-ZSSWBPB-TH-01

Temperature & Humidity Sensor is mainly used for detecting indoor/outdoor temperature and humidity, and then transmitting detected data to control center via ZigBee/SmartRoom protocol. By its uniqueness, the device can be widely used in house, meeting room, hospital (nursery room), garden, and agriculture field.

Bring the right of smart to every family



SmartRoom®

Wireless Light Monitor_WBPW_AL

SR-ZSSWBPW-AL-01

SmartRoom Wireless Light Sensor is based on SmartRoom wireless technology. It is mainly used to detect ambient light level through mobile smart terminals. It can also link with related smart devices (such as automatic curtain controller) to bring convenient and comfortable life.



Wireless People Counter_WBPW_C

WH-ZOEWPBW-C-01

Wireless People Counter is based on Zigbee/SmartRoom wireless technology. This product is used to record the number of people in be effective range and to transmit the data to the mobile terminals. Collecting and analyzing the data by software, people flow count could be generated in need based on any period. Moreover, the data can not only be changed by hour, by day and by week, but also be exported directly to generate report. This product can be widely applied in market, exhibition ,bus station ,library , cinema , hospital and railway station ect.

Wireless Home Care System

Real time recording your health,just like installed clock for your exercise program .even you far away from your family ,also can saw the healthy situation of them,let you at ease .

Wireless transmission,Cloud storage ,Tracing historical source ,with mobile phone, computer seamless docking.Have a special meaning for people's health check-up,infant growth monitoring and family health records.



Wulian is beside you



Wireless Cloud Body Weight Meter_MBGW_W

YJ-ZHLMBGW-W-01

Wireless Cloud Body Weight Meter based on ZigBee/SmartRoom Technology ,supports WIFI and provides cloud service to realize its function of weighing, recording, reminding, and tracking. In certain situations, Wireless Cloud Body Weight Meter can make special difference that the ordinary weight meter cannot achieve.

Wireless Cloud Body Weight Meter with cloud storage function,- can be used in any household environment.According to simple setting and application,user can feel the happy and convenient brought by the cloud storage .

Besides smart home system, it can also be applied to smart hospital, smart hotel, smart gym, smart camp etc. Besides, it plays an important role in health surveillance, infant growth, family health recording etc.



Wulian® Wireless Door/Window Magnetic Detector_DBPW_MT

WL-ZHLMBPW-H-01

Wireless Full Automation Blood Pressure Monitor use the arm cylinder design,Automatic measurement,Wireless transmission,- Cloud storage ,Tracing historical source ,with mobile phone, computer seamless docking.Have a special meaning for people's health check-up,infant growth monitoring and family health records.

Smart Pressure measurement , cloud storage,Record can cover all the life ,Infinite times measurement and record for many people,Convenient enterprise ,hospital and other industries use it .Blood pressure value and pulse display at the same time,Blood pressure reminders,Comparison function in the morning and evening,pulse reminders ,Arrhythmia prompt,Mobile and tablet display ,record ,analyze ,attached display ,confirmed the blood pressure, blood pressure management.

Others



Intelligent sensor

Our sensors can also be applied to the intelligent building, intelligent hotel, smart shopping malls and other fields. Such as hotel and office building in the parking lot with parking sensor, the introduction of intelligent parking guidance system in real time, it can maximize the effective resources play a parking lot, and can reduce the cost of personnel. Wireless People counter can effectively analyze people flow, including time and space, to make reasonable decision, an operator for the allocation of resources, enhance competitiveness.



Wireless Translator_MDPB_RS1

WG-ZWWMDPB-RS1-01

Wireless Translator, as the bridge between wired smart home devices and wireless ones, is used to convert the wired signal to ZigBee wireless signal. It can be used on most wired signal devices in the market.



Wulian Wireless District Access Control System_GN_A
WL-ZMCGN-A-01

Garage is equipped with a reader for barrier opening in traditional residential. The driver has to stop the car, opening the window to get his card read, only through this way can he pass the barrier no matter how terrible the weather is, such as the rain, snow lightning and storms. Nowadays, car owners have higher requirements on comfort, efficiency and safety, but the traditional way of access control system fails to meet their taste very well.

Absorbed in the latest network technology, IOT is the first one to release IOT garage access system WL-PLC-A in the world, this system is not only suitable for different kinds of residential districts, but also ideal for villa and parking appointment. Compared with traditional system, the new one gets fully promoted in safety, convenience, order, and controllability. In the long term of global development, this system is going to be a future trend obviously.



Wireless Music Box

WG-ZAVWNPB-M-01

Wireless Music Box is a new type of background music system based on ZigBee/SmartRoom protocol. It can play online music via smart phone, and remotely control local music play. The product is small-sized for hidden installation, and easy to be integrated with existing music system.



Wireless Parking Sensor_CNPB_U

WG-ZAECNPB-U-01

Wireless Parking Sensor uses the Internet of Things, used for exploiting the limited parking resources best and drastically reducing labor cost .

Through Wireless Parking Sensor, real-time parking information system can be quickly set up , as well as the intelligent parking guidance system and the city free parking push system etc. Large-scale intellectualized and upgrade could be easily fulfilled in newly-built parking lot and existing paring station since our product is wireless and need no cabling.



Wireless Scene Switch(Six-way)_PBPW_S4160

SR-ZRCPBPW-S4160-01

SmartRoom Wireless Scene Switch series are new types of products based on ZigBee/SmartRoom technology, which makes you enter different scene modes by "one key access". Every scene button can be customized according to your needs and button function can be easily changed anytime by attached label.

By special performance, this series of products can be used widely in systems such as smart home. Smart hotel, smart building etc.



4-key Scene Switch _MBPW_S4240

YJ-ZRCMBPW-S4240-01

4-key Scene Switch is a communication device based on Zigbee/SmartRoom protocol. This product can be placed on the sofa or bed, users do not need to approach the switch, or take out cell phone, just with a slight press on the scene key, it can make life more convenient.



Scene Switch_PBPT_S4160

WG-ZRCPBPT-S4160-01

Scene Switch is a new communication device based on Zigbee/SmartRoom protocol. It can be placed in sofa or bedside. You can change the scene you want only with a click without moving to the switches or using your phone which makes your life more convenient.

Wireless Keyboard Remote Controller_PBPB_K4340

WH-ZRCPBPB-K4340-01

Wireless Remote Controller is based on ZigBee wireless technology and enables users to switch 1-4 different scenes modes just by one button operation. The controller can trigger all devices on in related scene as well as bind with one device, working as the device's single controller. For example, it can link with smart door lock and open door just with a simple press. The product is featured with cute appearance and easy operation as well as portable convenience. Therefore, it can bring you much convenience and swiftness for your life.

The controller can be widely used in smart home, hotel, building and other areas.



Wireless Water Valve Controller_GBPG_W

WL-ZGPGBPG-W-01

Wireless Water Valve Controller is a wireless transmission technology based on ZigBee/SmartRoom research and development of new products. mainly used for intelligent irrigation systems through smart phone terminals can be set according to the different requirements of crops on irrigated different irrigation strategies, personalized irrigation.

It can be widely smart home ,it is also used in smart chemical engineer-ing smart field ,smart filling station etc.

Wulian is ubiquitous and smart is followed



Smart Gardening

Smart irrigation timing can be quantitative flowers all irrigation time can be set time. It Can be combined with soil moisture sensors light sensors for automatic irrigation. No longer worry about can't take care of plants when you go out, give your gardening life easier and happier



Wulian® Wireless DVR Monitor System_MD_V8/_MD_V4 WL-NAVMD-V8-01/-V4-01

Wireless Smart Home DVR System boasts all functions of traditional IP camera, and it is upgraded with smart home and cloud technique.

Though traditional DVR and camera is capable of satisfying the needs of modern family in some extent, they are far from peopel's requirements on smart home. In order to satisfy the people's expectation, Wulian IOT Sensor Technology firstly launched Wireless Smart Home DVR System based on Internet of Things technology.

Having this product, you could experience the visible smart home with three-dimensional and holographic DVR system.

Wulian® Wired iPad Wall Base_ENMW_I WL-LOEENMW-I-01

iPad Wall Base inlay wall base, make the iPad a wall touch-control screen, used to control the intelligent home, such as adjusting lights, indoor environment, but also can be used to watch movies, listen to music, and the built-in charging port without removing iPad can charge.

It can be widely applied to smart home ,smart hotel smart building etc thanks to its unique professional performance.

SmartRoom® iPad Wall Base_WNPW_I SR-ZOEWNPW-I-01/02

SmartRoom iPad Base, makes the iPad wall touch-control screen, which is used to control the smart furniture, such as regulating lighting, indoor environment. Also can be used to watch movies, listen to music, and the built-in charging port without removing iPad can charge.

It can be widely applied to smart home ,smart hotel smart building etc thanks to its unique professional performance.

SmartRoom® S cene Switch Base_MW_S SR-NOEMW-S-01

SmartRoom Scene Switch Base, lets switch placed, move around, whether you're on the couch watching a movie, or is lying on the bed reading a book, do not need to go to the wall switch or take out your cell phone, reached out and gently press, you switch scenarios established by makes life easy.

It can be widely applied to smart home ,smart hotel smart building etc thanks to its unique professional performance.