

# Bluegrass Rolls

Adapted for the Ukulele by Dennis Fisher

Ukulele Tuning: GCEG

### Forward Roll

Musical notation for Forward Roll. The staff shows a sequence of notes: 0, 0, 0, 0, 0, 0. A common time signature 'C' is placed at the beginning of the staff.

### Backward Roll

Musical notation for Backward Roll. The staff shows a sequence of notes: 0, 0, 0, 0, 0, 0.

### Forward-Reverse Roll

Musical notation for Forward-Reverse Roll. The staff shows a sequence of notes: 0, 0, 0, 0, 0, 0.

### Alternating Thumb

Musical notation for Alternating Thumb. The staff shows a sequence of notes: 0, 0, 0, 0, 0, 0.

### Foggy Mountain

Musical notation for Foggy Mountain. The staff shows a sequence of notes: 0, 0, 0, 0, 0, 0.

### Tag Roll

Musical notation for Tag Roll. The staff shows a sequence of notes: 0, 0, 0, 0, 0, 0.

### Pinch

Musical notation for Pinch. The staff shows a sequence of notes: 0, 0, 0, 0, 0, 0.

### Vamping

Musical notation for Vamping. The staff shows a sequence of notes: 0, 0, 0, 0, 0, 0.

### Hammer-on

Musical notation for Hammer-on. The staff shows a sequence of notes: 0, 2, 0, 0, 0, 0. An 'H' is placed above the first measure. A slur is under the notes 0 and 2.

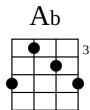
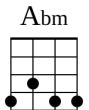

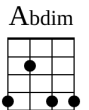
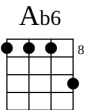
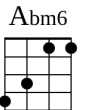
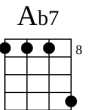
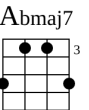
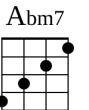
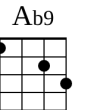
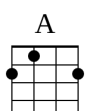
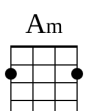
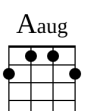
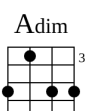
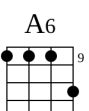
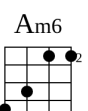
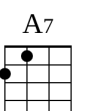
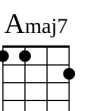
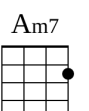
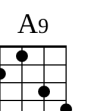
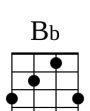


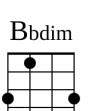
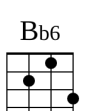
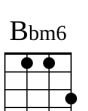
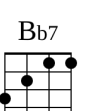
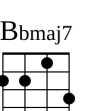
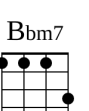
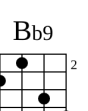
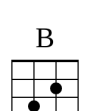
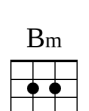
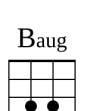
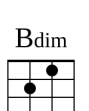
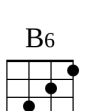

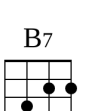
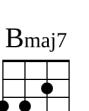
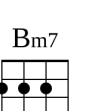
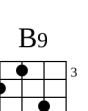
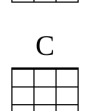
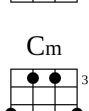

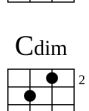
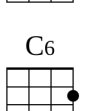
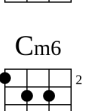
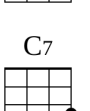
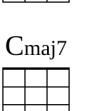
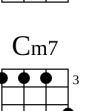
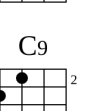
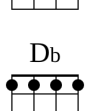



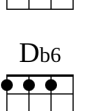

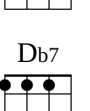
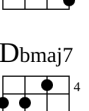
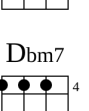
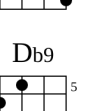
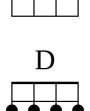
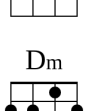

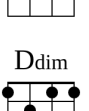
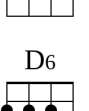
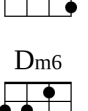
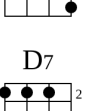
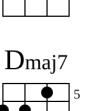
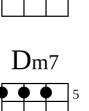
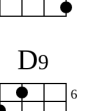
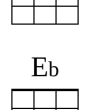
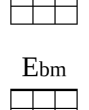
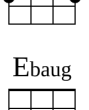
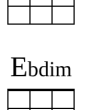
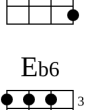
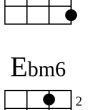
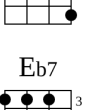
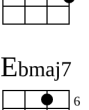
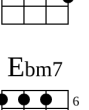
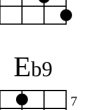
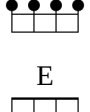
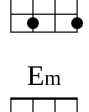
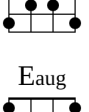
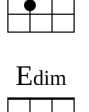
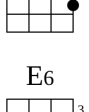
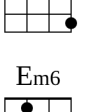
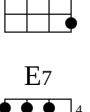
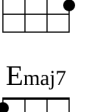
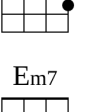
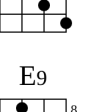
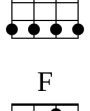
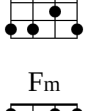
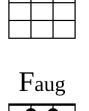
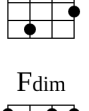
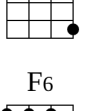
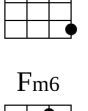
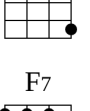
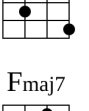
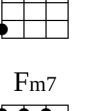
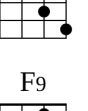
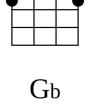
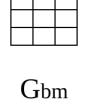

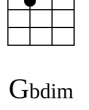
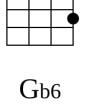
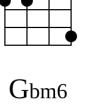
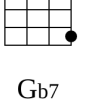
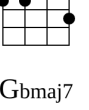
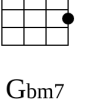
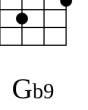
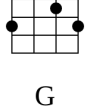
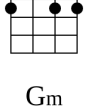
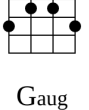
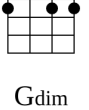
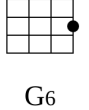
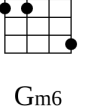
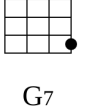
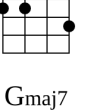
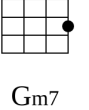
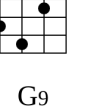
### Pull-off

Musical notation for Pull-off. The staff shows a sequence of notes: 2, 0, 0, 0, 0, 0. A 'P' is placed above the first measure. A slur is under the notes 2 and 0.

### Slide

Musical notation for Slide. The staff shows a sequence of notes: 2, 3, 0, 0. A 'sl.' is placed above the first measure. A slur is under the notes 2 and 3.

# Ukulele Chord Chart (Slack Key GCEG) v1.0

Copyright © 2013 Jon Thysell. Some rights reserved.

Visit me online at <http://jonthysell.com> or email me at [thysell@gmail.com](mailto:thysell@gmail.com).

This work is licensed under a [Creative Commons Attribution 3.0 Unported License](https://creativecommons.org/licenses/by/3.0/).

# Maple Leaf Rag

Adapted for Ukulele by Dennis Fisher

Ukulele Tuning: gCEG

Written by Scott Joplin

C C#dim G7 C C#dim G7

Ukulele tablature for measures 1-4. Measure 1: C chord (0-0-0-0). Measure 2: C#dim chord (0-0-1-0). Measure 3: G7 chord (0-4-2-2). Measure 4: C chord (0-0-0-0). Measure 5: C#dim chord (0-0-1-0). Measure 6: G7 chord (0-4-2-2). Measure 7: C chord (0-0-0-0). Measure 8: C#dim chord (0-0-1-0). Measure 9: G7 chord (0-4-2-2). Measure 10: C chord (0-0-0-0).

A $\flat$ 7 G7 A $\flat$ 7 G7 Cm

Ukulele tablature for measures 11-14. Measure 11: A $\flat$ 7 chord (1-0-0-0). Measure 12: G7 chord (1-0-0-0). Measure 13: A $\flat$ 7 chord (1-0-0-0). Measure 14: G7 chord (1-0-0-0). Measure 15: Cm chord (5-3-0-3). Measure 16: Cm chord (0-11-0-0). Measure 17: Cm chord (0-11-12-15). Measure 18: Cm chord (0-17-0-0).

Cdim C Fm C G7 C

Ukulele tablature for measures 19-22. Measure 19: Cdim chord (17-17-17-17). Measure 20: C chord (17-14-14-14). Measure 21: Fm chord (16-15-15-14). Measure 22: C chord (10-8-10-9). Measure 23: G7 chord (9-7-5-3). Measure 24: C chord (0-4-3-0).

Cdim C Fm C G7 C

Ukulele tablature for measures 25-28. Measure 25: Cdim chord (5-5-5-5). Measure 26: C chord (5-2-2-2). Measure 27: Fm chord (4-3-4-3). Measure 28: C chord (1-0-1-0). Measure 29: Fm chord (0-2-3-0). Measure 30: C chord (2-4-0-2). Measure 31: G7 chord (4-0-2-0). Measure 32: C chord (0-0-0-0).

G7 C

Ukulele tablature for measures 33-36. Measure 33: G7 chord (12-10-11-10). Measure 34: C chord (0-9-10-10). Measure 35: G7 chord (11-10-11-10). Measure 36: C chord (4-3-5-3). Measure 37: G7 chord (2-4-3-4). Measure 38: C chord (5-3-2-2). Measure 39: G7 chord (4-3-4-3). Measure 40: C chord (4-3-4-3).

G7 C

Ukulele tablature for measures 41-44. Measure 41: G7 chord (1-4-1-2). Measure 42: C chord (4-1-2-2). Measure 43: G7 chord (2-1-2-1). Measure 44: C chord (4-3-5-3). Measure 45: G7 chord (4-3-4-3). Measure 46: C chord (5-3-2-2). Measure 47: G7 chord (4-3-4-3). Measure 48: C chord (4-3-4-3).

G7 C B7 B $\flat$ 7

Ukulele tablature for measures 49-52. Measure 49: G7 chord (12-10-11-10). Measure 50: C chord (0-9-10-10). Measure 51: G7 chord (11-10-11-10). Measure 52: C chord (4-3-5-3). Measure 53: G7 chord (2-4-3-4). Measure 54: C chord (5-5-4-3). Measure 55: B7 chord (4-3-2-2). Measure 56: B $\flat$ 7 chord (4-3-1-0).

A7    Dm    D7    G7    C

The image shows a guitar tablature for a sequence of chords: A7, Dm, D7, G7, and C. The tablature is written on a six-line staff. Above the staff, the chord names are written above their respective measures. The tablature includes fingerings (numbers 1-5) and bar lines. Below the staff, there are some graphical elements representing fretted notes and bar lines.

Measure 1 (A7): 1-0, 2-0, 6-5, 6-4

Measure 2 (Dm): 5-5, 7-5, 7-5, 5-5

Measure 3 (D7): 9-6, 8-8, 9-7, 7-5

Measure 4 (G7): 5-3, 0-4, 0-0

Measure 5 (C): 0-0, 0-0

# The Entertainer

Adapted for Ukulele by Dennis Fisher

Ukulele Tuning: gCEG

F B $\flat$  F C F

The first line of tablature consists of five measures. The first measure is a repeat sign. The second measure has notes 1, 0, 1, 0 on the top string and 2, 0, 2, 0 on the bottom string. The third measure has notes 1, 2, 0, 1, 3, 4 on the top string and 2, 3, 2, 3, 4 on the bottom string. The fourth measure has notes 2, 1, 0, 2, 0, 0 on the top string and 0, 0, 0, 0 on the bottom string. The fifth measure has notes 1, 0, 1 on the top string and 2, 0, 1 on the bottom string.

B $\flat$  G7 C

The second line of tablature consists of four measures. The first measure has notes 1, 0, 1, 0 on the top string and 2, 0, 2, 0 on the bottom string. The second measure has notes 1, 2, 0, 1, 3, 4 on the top string and 2, 3, 2, 3, 4 on the bottom string. The third measure has notes 2, 1, 2, 0, 1 on the top string and 4, 2 on the bottom string. The fourth measure has notes 0 on the top string and 0, 0, 0, 1 on the bottom string.

F B $\flat$  F C F

The third line of tablature consists of five measures. The first measure has notes 1, 0, 1, 0 on the top string and 2, 0, 2, 0 on the bottom string. The second measure has notes 1, 2, 0, 1, 3, 4 on the top string and 2, 3, 2, 3, 4 on the bottom string. The third measure has notes 2, 1, 0, 2, 0, 0 on the top string and 0, 0, 0, 0 on the bottom string. The fourth measure has notes 1, 0, 1, 1, 0, 1 on the top string and 0 on the bottom string. The fifth measure has notes 0, 1 on the top string and 0, 1 on the bottom string.

F7 Dm A $^+$  F C F

The fourth line of tablature consists of six measures. The first measure has notes 2, 1, 0, 2, 0, 0 on the top string and 0, 3, 1, 0, 1 on the bottom string. The second measure has notes 2, 1, 0, 2, 1, 0, 1 on the top string and 2, 0 on the bottom string. The third measure has notes 2, 1, 0, 2, 0, 0 on the top string and 0, 0, 1, 0 on the bottom string. The fourth measure has notes 1, 0, 2, 1 on the top string and 0, 1 on the bottom string. The fifth measure has notes 1, 0, 1 on the top string and 0, 1 on the bottom string. The sixth measure has notes 0, 1 on the top string and 0, 1 on the bottom string.

F B $\flat$  F

The fifth line of tablature consists of three measures. The first measure has notes 5, 7, 5, 5, 6, 7 on the top string and 0, 0 on the bottom string. The second measure has notes 5, 7, 5, 2, 1, 0 on the top string and 0, 0 on the bottom string. The third measure has notes 0, 1, 0, 2, 0, 0 on the top string and 2, 3, 1, 1, 0 on the bottom string. The fourth measure has notes 2, 3, 4, 7, 2, 3 on the top string and 0 on the bottom string.

F G7 C

The sixth line of tablature consists of four measures. The first measure has notes 5, 7, 5, 5, 6, 7 on the top string and 0, 0 on the bottom string. The second measure has notes 5, 7, 5, 7, 8 on the top string and 0, 0 on the bottom string. The third measure has notes 9, 9, 9, 7, 7, 7 on the top string and 8, 7, 7, 7 on the bottom string. The fourth measure has notes 0, 0, 0, 7, 2, 3, 4 on the top string and 0 on the bottom string.

F B $\flat$  F

The seventh line of tablature consists of three measures. The first measure has notes 5, 7, 5, 5, 6, 7 on the top string and 0, 0 on the bottom string. The second measure has notes 5, 7, 5, 2, 1, 0 on the top string and 0, 0 on the bottom string. The third measure has notes 0, 1, 0, 2, 0, 0 on the top string and 2, 3, 1, 1, 0 on the bottom string. The fourth measure has notes 1, 1, 0, 0 on the top string and 2, 0, 2, 0 on the bottom string.

B $\flat$  F G7 C F

1. |

2. |

F