

Bluegrass Rolls

Adapted for the Ukulele by Dennis Fisher

Ukulele Tuning: GCEG

Forward Roll

Musical notation for Forward Roll. The staff shows a sequence of notes: 0, 0, 0, 0, 0, 0. A common time signature 'C' is placed at the beginning of the staff.

Backward Roll

Musical notation for Backward Roll. The staff shows a sequence of notes: 0, 0, 0, 0, 0, 0.

Forward-Reverse Roll

Musical notation for Forward-Reverse Roll. The staff shows a sequence of notes: 0, 0, 0, 0, 0, 0.

Alternating Thumb

Musical notation for Alternating Thumb. The staff shows a sequence of notes: 0, 0, 0, 0, 0, 0.

Foggy Mountain

Musical notation for Foggy Mountain. The staff shows a sequence of notes: 0, 0, 0, 0, 0, 0.

Tag Roll

Musical notation for Tag Roll. The staff shows a sequence of notes: 0, 0, 0, 0, 0, 0.

Pinch

Musical notation for Pinch. The staff shows a sequence of notes: 0, 0, 0, 0, 0, 0.

Vamping

Musical notation for Vamping. The staff shows a sequence of notes: 0, 0, 0, 0, 0, 0.

Hammer-on

Musical notation for Hammer-on. The staff shows a sequence of notes: 0, 2, 0, 0, 0, 0. An 'H' is placed above the first measure. A slur is under the notes 0 and 2.

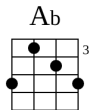
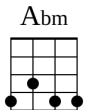

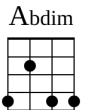
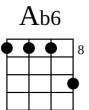
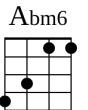
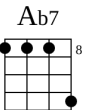
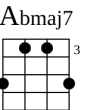
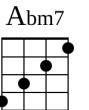
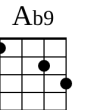
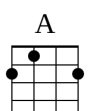
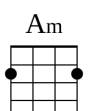
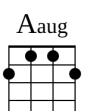
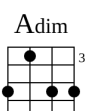
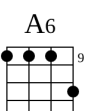
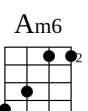
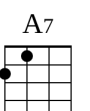
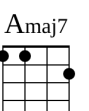
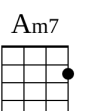
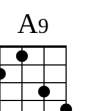
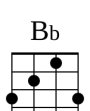


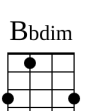
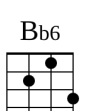
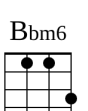
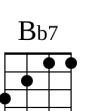
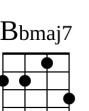
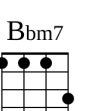
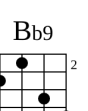
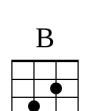
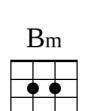
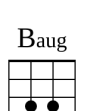
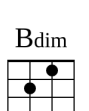
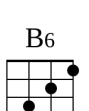

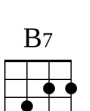
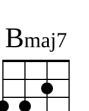
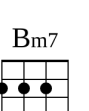
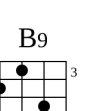
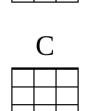
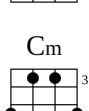

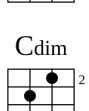
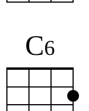
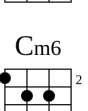
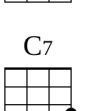
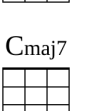
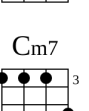
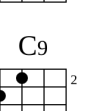
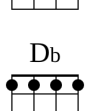



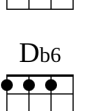

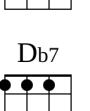
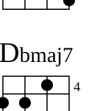
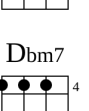
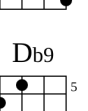
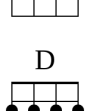
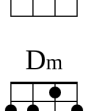

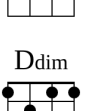
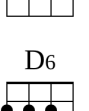
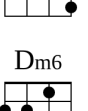
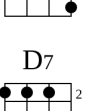
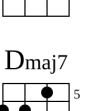
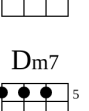
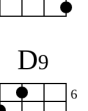
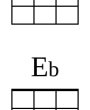
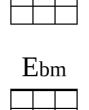
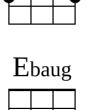
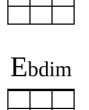
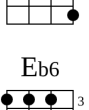
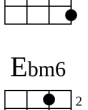
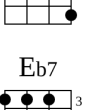
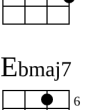
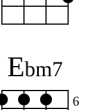
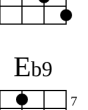
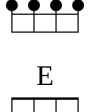
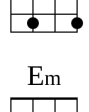
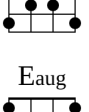
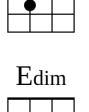
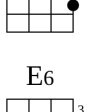
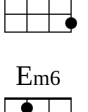
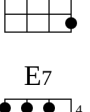
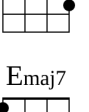
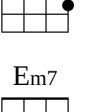
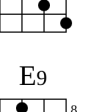
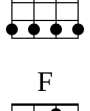
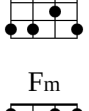
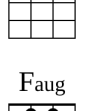
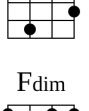
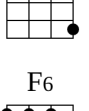
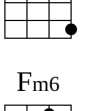
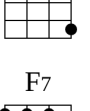
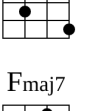
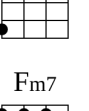
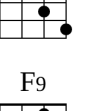
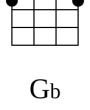
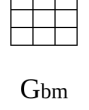

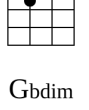
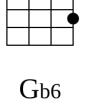
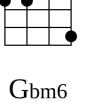
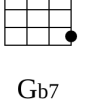
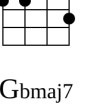
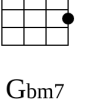
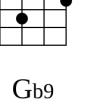
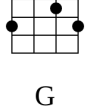
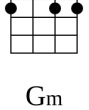
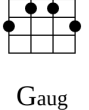
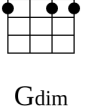
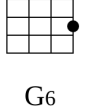
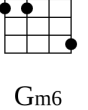
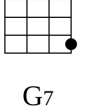
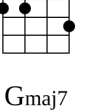
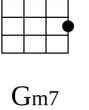
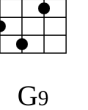
Pull-off

Musical notation for Pull-off. The staff shows a sequence of notes: 2, 0, 0, 0, 0, 0. A 'P' is placed above the first measure. A slur is under the notes 2 and 0.

Slide

Musical notation for Slide. The staff shows a sequence of notes: 2, 3, 0, 0. A 'sl.' is placed above the first measure. A slur is under the notes 2 and 3.

Ukulele Chord Chart (Slack Key GCEG) v1.0

Copyright © 2013 Jon Thysell. Some rights reserved.

Visit me online at <http://jonthysell.com> or email me at thysell@gmail.com.

This work is licensed under a [Creative Commons Attribution 3.0 Unported License](https://creativecommons.org/licenses/by/3.0/).

Worried Man Blues

Adapted for Ukulele by Dennis Fisher
Ukulele Tuning: gCEG

C

The first system of musical notation consists of two staves. The top staff is labeled with a 'C' above it. The bottom staff has a '2' written vertically on the left side. The notation includes various fret numbers (0, 2, 4) and rests across four measures.

F

The second system of musical notation consists of two staves. The top staff is labeled with an 'F' above it. The bottom staff has a '2' written vertically on the left side. The notation includes various fret numbers (1, 2) and rests across four measures.

C

The third system of musical notation consists of two staves. The top staff is labeled with a 'C' above it. The bottom staff has a '2' written vertically on the left side. The notation includes various fret numbers (0, 2, 4) and rests across four measures.

G7

The fourth system of musical notation consists of two staves. The top staff is labeled with a 'G7' above it. The bottom staff has a '2' written vertically on the left side. The notation includes various fret numbers (1, 2) and rests across four measures.

Blackberry Blossom

Adapted for Ukulele by Dennis Fisher

Ukulele Tuning: gCEG

Key of C

C G F C F C D G7

12 12 7 7 5 5 5 0 0 0 0 1 2 0 0 0 0 2 2 2 0 0

C G F C F C G7 C

12 12 7 7 5 5 5 0 0 0 0 1 2 0 0 0 0 2 1 0 0 0 0

Am Am E

0 2 0 2 0 2 0 0 0 0 0 2 0 2 4 4 4 4

Am C F G C

0 2 0 2 0 2 0 0 0 0 0 0 2 1 2 2 1 0 0 0

Cripple Creek

Adapted for Ukulele by Dennis Fisher

Ukulele Tuning: gCEG

Ukulele tablature for the song "Cripple Creek". The piece is in 3/4 time and uses the gCEG tuning. The notation consists of four systems of two staves each (top for treble clef, bottom for bass clef). Chords are indicated by letters above the staves: C, F, G7, and C. Techniques are indicated by letters above notes: H (hammer-on) and P (pull-off). The tablature includes fret numbers (0-5) and rhythmic markings (vertical lines) to indicate the timing of notes. The piece concludes with a double bar line.

System 1: C F C G7 C

System 2: F C G7 C

System 3: C G7

System 4: C G7 C