

Nexus approaches to global sustainable development

Jianguo Liu^{1*}, Vanessa Hull², H. Charles J. Godfray^{3,4}, David Tilman⁵, Peter Gleick⁶, Holger Hoff^{7,8}, Claudia Pahl-Wostl⁹, Zhenci Xu¹, Min Gon Chung¹, Jing Sun^{1,10} and Shuxin Li¹

Many global challenges, though interconnected, have been addressed singly, at times reducing one problem while exacerbating others. Nexus approaches simultaneously examine interactions among multiple sectors. Recent quantitative studies have revealed that nexus approaches can uncover synergies and detect trade-offs among sectors. If well implemented, nexus approaches have the potential to reduce negative surprises and promote integrated planning, management and governance. However, application and implementation of nexus approaches are in their infancy. No studies have explicitly quantified the contributions of nexus approaches to progress toward meeting the Sustainable Development Goals. To further implement nexus approaches and realize their potential, we propose a systematic procedure and provide perspectives on future directions. These include expanding nexus frameworks that consider interactions among more sectors, across scales, between adjacent and distant places, and linkages with Sustainable Development Goals; incorporating overlooked drivers and regions; diversifying nexus toolboxes; and making these strategies central in policy-making and governance for integrated Sustainable Development Goal implementation.

With global population projected to exceed nine billion and per capita buying power expected to more than double by 2050, global challenges such as reducing food insecurity, water scarcity and fossil energy use, as well as improving human health and protecting the environment, are increasingly pressing and deeply interconnected¹. Major threats, such as climate change and its likely social, political and economic consequences compound the challenges and add further interlinkages². To address global challenges and threats, the United Nations has set 17 Sustainable Development Goals (SDGs) for 2030, including the provision of sufficient food, energy and water for all³. But taking the SDG agenda seriously, and operationalizing it on the ground, is far from straightforward.

Achieving the SDGs requires all relevant stakeholders to work together and manage the synergies and trade-offs among different management or governance sectors (for example, food, health, water and energy)⁴. Although focused expertise and management remain important, traditional ‘silo’ approaches by specialized institutions and agencies alone cannot effectively address the linked challenges. Consider, for example, the Aral Sea. River water that had flowed into the Aral Sea was diverted to create irrigated desert croplands but also led to a substantial loss of a productive fishery as the lake dried and shrank to a tenth of its original size⁵. These major impacts were avoidable. Well-made canals and efficient irrigation could have allowed agriculture to flourish while protecting the lake’s biodiversity so that it provided a sustainable fishery⁶.

New integrated approaches and tools are needed to address the challenges posed by multiple and often conflicting human needs and demands, and to achieve the SDGs successfully. Numerous approaches have been developed to help address these issues, includ-

























































ing the concepts of natural capital and ecosystem services^{7,8}, quantification of environmental footprints⁹ and planetary boundaries¹⁰, integrated water resource management and ‘soft path’ approaches to improve water use efficiency¹¹, multifunctional landscapes¹² and integrated ecosystem management¹³. Each of these concepts has multiple dimensions and is valuable for addressing some of the SDGs, and they can be extended to address synergies and trade-offs among sectors¹⁴.

The nexus concept builds on many of these approaches by emphasizing the importance of understanding connections, synergies and trade-offs. The word *nexus* (from the Latin *nectare*, to connect¹⁵) has long been used in philosophy, cell biology and economics, to refer to approaches that address the linkages between multiple distinct entities¹⁶. Nexus terminology was first used in the natural resource realm in 1983 under the Food-Energy Nexus Programme, which sought integrated solutions to food and energy scarcity¹⁶. Since then, it has been applied most frequently to studying connections among food, water and energy, sometimes with the addition of issues like biodiversity protection and human health, or within specific framings such as responding to climate change. Although the term can be overused^{17,18}, we argue it is valuable to avoid the natural tendency to retreat into intellectual and institutional silos. Compared with previous integrated concepts, there has been a stronger demand for operationalization and solution-orientation by resource managers, policy makers and other stakeholders. With broad interest and impetus, there is an opportunity for co-development of actionable knowledge from nexus assessments for problem solving such as simultaneously achieving multiple SDGs (Table 1). Cross-sectoral integration is a major issue for both nexus approaches and SDGs.

¹Center for Systems Integration and Sustainability, Department of Fisheries and Wildlife, Michigan State University, East Lansing, MI, USA. ²Department of Wildlife Ecology and Conservation, University of Florida, Gainesville, FL, USA. ³Oxford Martin School, University of Oxford, Oxford, UK. ⁴Department of Zoology, University of Oxford, Oxford, UK. ⁵Department of Ecology, Evolution and Behavior, University of Minnesota, Saint Paul, MN, USA. ⁶Pacific Institute, Oakland, CA, USA. ⁷Potsdam Institute for Climate Impact Research, Potsdam, Germany. ⁸Stockholm Environment Institute, Stockholm, Sweden.

⁹Institute for Environmental Systems Research, University of Osnabrück, Osnabrück, Germany. ¹⁰Key Laboratory of Agricultural Remote Sensing, Ministry of Agriculture/Institute of Agricultural Resources and Regional Planning, Chinese Academy of Agricultural Sciences, Beijing, China. *e-mail: liuji@msu.edu

Table 1 | Nexus examples and direct relationships to SDGs

Nexus example	SDGs
Food–energy–water nexus ³²	  
Water–food–energy–climate nexus ¹²⁸	   
Food–energy nexus ¹²⁹	 
Food–water nexus ¹³⁰	 
Energy–water nexus ¹³¹	 
Energy–economic growth–CO ₂ nexus ¹³²	  
Water–energy–land nexus ⁶⁷	  
Energy–water–food–education nexus ¹³³	   
Water–energy–people nexus ¹³⁴	 
Women–water nexus ¹³⁵	 
Energy–poverty–climate nexus ¹³⁶	  
Food, energy, water, and health nexus ¹³⁷	   
Tourism growth–water security nexus ¹³⁸	 
Food–biodiversity nexus ¹³⁹	  
Mining–water nexus ¹⁴⁰	 
Nexus between financial autonomy, service provision, stakeholder participation and the resultant allocation of water ¹⁴¹	 
Nexus of climate change, water and food security, energy and social justice ¹⁴²	    
Nexus between water service provision and property development ¹⁴³	 
Renewable energy consumption–economic growth ¹⁴⁴	 
Urban–water–energy–climate nexus ¹⁴⁵	   

Each example has indirect linkages with many other SDGs as illustrated by food–energy–water nexus' linkages with all SDGs in Fig. 1. Credit (symbols): United Nations.

In this article, we address three key questions. What are the major advantages and costs of nexus approaches? What steps are essential for implementing nexus approaches? What are the main research gaps and directions? We also discuss how nexus thinking can help improve policy, management and governance to ensure environmental sustainability while meeting human needs worldwide.

Advantages and costs of nexus approaches

By identifying positive synergies and negative trade-offs, nexus approaches can help enhance sustainability pathways through promoting higher resource use efficiency¹¹, lower production of pollutants¹⁹

and wastes²⁰, and more coherent policy²¹. This point has in the past been chiefly argued through qualitative analysis^{18,22} and we see a need to extend this to more quantitative approaches. To demonstrate advantages, here we examine several recent quantitative studies on the food–energy–water nexus, which addresses fundamental human needs. Despite huge progress, 660 million people still lack access to safe drinking water, 2.4 billion do not have good sanitation services²³, 795 million people face chronic food shortage²⁴ and 1.2 billion have no electricity²⁵. Food, energy and water interact and can affect all the SDGs (Fig. 1), yet each is often treated in isolation.

Uncovering synergies and co-benefits. Nexus approaches can identify synergistic effects and co-benefits that might otherwise be missed in complex production systems and supply chains. This is particularly important in densely populated urban areas where the benefits of more efficient resource consumption are high. For example, multi-sectoral systems analysis reveals that in London implementing urine separation technology (UST) that requires less water than conventional methods could lead to a 10% reduction in water needs²⁶. This reduction would lower the energy use in water supply by about 10% and wastewater treatment by nearly 25%. The energy savings in wastewater treatment result from fewer toilet flushes (the technology relies on urine diversion and composting as opposed to flushing with water) and reduced nutrient levels in sewage. Furthermore, nutrients captured by UST would contain on average 2,300 tonnes of phosphorus and 24,000 tonnes of nitrogen annually, which would be valuable as fertilizers²⁶. These could satisfy the nitrogen needs for growing almost one million tons of wheat in the UK (~6% annual production)²⁷.

Detecting harmful trade-offs. Nexus approaches can help detect and minimize harmful trade-offs²⁸. For example, trade-offs occur in drier regions where farmers choose between multiple types of crops that have different water and energy demands. In a recent integrated assessment of the Mediterranean region, researchers used geographic information systems and a gridded water-balance model to examine water productivity and carbon footprints across eight crop types²⁹. Among the crops examined, citrus had the highest water productivity (yield per unit water applied) at around 3,200 tonnes of crop per Mm³ of water per year and the lowest carbon footprint at approximately 12 kg(CO₂) t⁻¹ y⁻¹ of emissions. Sunflower had the reverse, with the highest carbon footprint (73 kg(CO₂) t⁻¹ y⁻¹) and among the lowest water productivity (~510 t Mm⁻³ y⁻¹). Regional differences also occurred. For instance, water demand for irrigation per unit of product was 75% higher in Egypt than Spain, yet the local carbon footprint was three times lower. This difference is due to the predominance of gravity-fed (more water intensive) irrigation in Egypt compared to pressurized (more energy intensive) irrigation in Spain. Scenario analysis (a process of projecting future possibilities under different assumptions about the future) found that switching from surface (gravity-fed) to pressurized irrigation would reduce the water demand by 13% but increase the carbon footprint by 135%²⁹. Switching from rain-fed to irrigated agriculture, which increases land productivity, would increase both the water demand and carbon footprint by 168% and 270%, respectively²⁹. Possible net economic return from these crops also varies across regions. For example, in Turkey, citrus crops yield roughly 1,790–3,400 USD ha⁻¹³⁰, but sunflower yields 570–1,690 USD ha⁻¹ in Italy³¹. The relative benefits of different irrigation systems are variable across systems. Accordingly, a nexus approach helps to identify context-specific solutions adapted to the respective resource scarcities.

Unveiling unexpected consequences. Nexus approaches can assist in identifying unexpected consequences^{32–34}. For example, biofuels were proposed as part of the solution to increased CO₂ emissions from burning fossil fuels, but unexpected side effects occurred³⁵.



Fig. 1 | Impacts of nexus approaches on SDGs. The food–energy–water nexus approach can influence the achievement of all SDGs directly or indirectly by strengthening synergies, reducing trade-offs and creating cascading effects beyond food, energy and water sectors. Credit (symbols): United Nations

World consumption of biofuels increased by 78% from 1950 to 2010³⁶ and currently 64 countries have biofuel targets or mandates³⁵. However, biofuels can have profound negative consequences for water scarcity as their production, processing and distribution can require up to 500 times more water per unit of energy than oil and gas. Biofuels may also have unintended consequences for food security and social stability: the large and rapidly imposed US biofuel mandate was associated with a spike in global cereal prices³⁷ and in a tighter coupling of world market prices for energy and food, though the pattern of causation is debated. Roughly 25–50% of the net calories diverted from food to ethanol are never replaced in the

agricultural sector (based on US and EU biofuel data³⁸) and the consequent increase in food prices particularly impacts the world's poorest people with clear ethical implications. The food calories that were replaced came partly from increased productivity on existing farmland but also from conversion of land to agriculture. Both, and in particular land conversion, lead to GHG emissions that are frequently not considered³⁹. There may be advantages of producing rain-fed biofuels on non-agricultural land, but it is important to consider possible trade-offs, such as the loss of ecosystem integrity and biodiversity, and alternatives, such as using the land for carbon storage⁴⁰.

Enhancing integrated planning, decision-making, governance and management. By bringing together actors involved in different sectors, nexus approaches can promote cooperation, coordination⁴¹ and policy coherence²¹. For example, there has been a global boom in hydropower dam construction with nearly 4,000 major dams, each with a capacity of more than 1 MW, either planned or under construction⁴². A nexus approach has been incorporated into a hydro-economic systems model and scenario analysis to investigate resource security and allocation in the Brahmaputra River Basin in South Asia, which is home to 130 million people across four countries: Bhutan, China, India and Bangladesh⁴³. As in many large watersheds, there are conflicts of interest over water. The political economy of this watershed is complex as it contains two regional superpowers (China and India) as well as a much smaller country — Bhutan — that is dependent on hydropower generation for export income⁴³. By tracking current and proposed water uses in the basin over space and time, the model elucidated the potential sustainability of alternative development pathways. Several insights emerged, including the need for thresholds of total allowable water diversion, which if exceeded would cause collapse of water security in the region⁴³. Differences in the effects of human activities on different sectors were also revealed. For instance, China's planned water diversions⁴⁴ would affect India's water availability for rice production but not hydropower (which comes from other locations). Such information is useful for international water treaty negotiations that decide how water and associated benefits are divided among the multiple competing users. There are similar upstream-downstream relationships in other river basins such as the Ganges, Brahmaputra, Nile and Meghna basins, where cooperative efforts are needed to address challenges such as floods, erosion, water storage facilities and demand, and spatial separation between hydropower potential and energy market⁴⁵. Thus, it would be helpful to account for cross-sectoral and transboundary interlinkages in planning and governance to ensure system resilience and sustainability in the face of future uncertainties⁴⁶.

Costs of nexus approaches. The costs of nexus approaches are generally higher than those of silo approaches, but no quantitative information is available about the additional expertise, time, coordination and financial resources required. Nexus approaches need expertise in all relevant sectors instead of just one sector. Furthermore, it is necessary to coordinate experts in different sectors. For example, research on the food–energy–water nexus requires expertise on food, energy and water as well as coordination of experts in these sectors. To accomplish the common overall goal, experts need to understand each other's work. As a result, it takes more time and financial resources to conduct nexus research.

Implementation of nexus approaches

Nexus approaches are increasingly being used in quantitative research⁴⁷ and in policy implementation^{26,28}. To help their operationalization, we propose five major steps (Fig. 2), though different steps may be returned to more than once.

Formulating nexus research goals. Research goals may be motivated by practical problems that require understanding specific interrelationships among sectors or analysing nexus dynamics in defined regions. More foundational work includes developing new nexus methods and exploring mechanisms underlying nexus dynamics. So far, nexus studies often have aimed to detect nexus co-benefits⁴⁸, trade-offs⁴⁹ and synergies³⁴ in order to optimize resource use and production and to achieve water security⁵⁰, food security^{15,51}, human health⁵² and energy security⁵³. Most studies have focused on specific nexus questions⁵⁴ (for example, how can we benefit across sectors from the association of the water sector with new technologies²⁶). Others have concentrated on solving

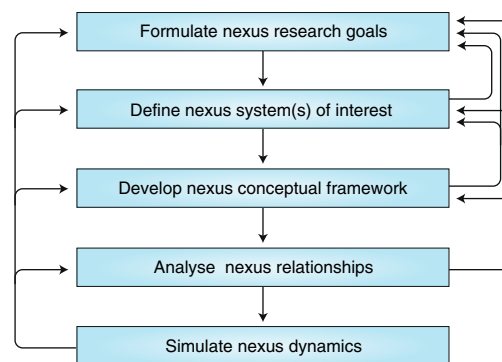


Fig. 2 | Five major steps involved in implementing nexus approaches. Stakeholders may be engaged throughout all the steps.

specific problems⁵⁵ such as the sustainability of the food–energy–water nexus in BRICS (Brazil, the Russian Federation, India, China and South Africa)⁵⁶, while a few have tested specific hypotheses such as energy efficiency techniques can be extended to improve efficiency of other sectors, especially water⁵⁷. However, no quantitative nexus studies have linked with specific SDGs.

Defining nexus systems of interest. Systems(s) of interest can be socially or spatially defined or bounded. Their boundaries may be geographical, political or administrative. Examples include studies on watersheds such as the nine river basins in Sri Lanka⁵⁸, cities such as London, UK²⁶ and Bologna, Italy⁵⁷ and countries like BRICS⁵⁶. Defining systems using administrative and political rather than geographical boundaries has immediate policy relevance because policies are usually developed and implemented within those boundaries⁵⁵. However, other criteria (for example, geographical boundaries such as river basins) are also needed to define boundaries for managing transboundary resource stocks and flows that pose special judiciary difficulties and require unique political agreements.

Developing nexus conceptual frameworks. Developing nexus conceptual frameworks is essential to clarify complex relationships across sectors and provide a foundation for further analysis. Many conceptual frameworks have been developed for nexus research. For the food–energy–water nexus, food systems may include fisheries, aquaculture and land-based agricultural production; energy systems may consist of geothermal, fossil fuels, hydro, shale gas and renewables; and water resources may range from ground water, surface water, recycled and desalinated water to precipitation⁵⁹. Another nexus framework put forward by the World Economic Forum⁵⁰ focuses on assessing risks across the sectors. Some other frameworks highlight key points of interest such as ecosystem services³⁴ or the role of stakeholders in achieving policy objectives⁶⁰. However, few frameworks have integrated sectors across regions or made specific linkages to SDG goals, targets and indicators⁶¹. Furthermore, more efforts should be placed on integrating socio-political and biophysical processes to make the frameworks more applicable to the real world. An example is an actor–ecosystem services approach that integrated multi-level governance concepts in a livestock–biogas–drinking water system in Europe⁶².

Quantitatively analysing nexus relationships. Many methods can be used for quantitative nexus analysis. For example, nexus relationships can be represented by a suite of indices, in particular cross-resource or cross-sectoral input intensities such as the amount of energy used for food production (for example, production of fertilizer) and water production (for pumping and extraction of water)²²,

Table 2 | Example methods used in food, energy and water (FEW) nexus quantifications

Method	Functioning	Examples
Biogeophysical model	Investigates biogeophysical processes related to FEW	Linking hydrological (VMod), meteorological, floodplain (EIA 3D model) and climatological models (GCMs) to investigate consequences of changes in a watershed for local economies (with respect to FEW resources) ¹⁴⁶ . Hydrological models (HYMOD_DS) are used to simulate changes and implications for FEW in the Brahmaputra River Basin, South Asia under different scenarios ⁴³ .
Production model	Represents the amount of a FEW resource produced in different scenarios	Trade-off frontier models. Investigation of rice paddy and hydroelectric production in Sri Lanka under different management regimes ⁷⁵ .
Life cycle assessment	Evaluates “the inputs, outputs and potential environmental impacts of a product, process or system throughout its entire life” ¹¹⁰	Investigation of the impact of agricultural production and evolving renewable energy programmes on the FEW nexus in Qatar ¹¹⁰ . Assessment of the impact of Kellogg Europe cereal production on FEW (GaBi Software) ³³ .
Ecological footprint (or water/energy footprint) analysis	Evaluates the total environmental impact of a product or activity on FEW systems (normally in terms of area or natural capital)	Calculations of water and energy footprints for different agricultural products grown in Nepal ¹⁴⁷ . Estimates of the water footprint of energy use in California ⁸³ .
Material or resource flow analysis	Quantifies flows and stocks or materials/resources in an FEW system	Analysis of water fluxes, deforestation and energy flows for cooking and heating in Uganda using Sankey diagrams; implications for food security ⁵¹ .
Econometric model	Probabilistic modelling used to predict economic variables affecting FEW; often used for forecasting	Analysis of the impact of energy demand and water availability on food security in BRICS countries (Brazil, Russia, India, China, South Africa) using panel econometric models ⁵⁶ .
Cost-benefit analysis	Evaluates strengths and weaknesses of alternatives of a measure or action for FEW using a business framework	Evaluation of costs and benefits of alternative irrigation technologies for FEW in Nepal ¹⁴⁷ .
Supply chain analysis	Investigates inputs and outputs across all stages of a product’s production as it moves from primary production through supplier to customer in FEW systems	Investigation of sources of waste in all three sectors of global FEW and targeting points in the supply chain to improve efficiency ¹⁴⁸ .
Input-output model	Quantifies the economic relationship (monetary flows) between two entities (or sectors) as related to FEW	Quantification of two-way interdependencies among food, energy and water and their implications for resilience of FEW systems; application to evaluating new policies such as organic farming ¹⁴⁹ .
Computable general equilibrium model	Estimate how an economy responds to changes in FEW policy or other factors by following a general equilibrium paradigm	Prediction of potential future scenarios of Australia’s environment and economy under different FEW and climate conditions ³² .
Agent-based model	Models actions and interactions among individual actors and their impacts on FEW systems	Analysis of diverse FEW-related factors affecting individual farmer decision-making in the mid-western USA with particular focus on biofuel crops ¹⁵⁰ .
Systems model	Examines relationships among multi-sectoral FEW systems, often incorporates scenario analysis and decision support tools	Multi-sectoral analysis of urban FEW use, flows and resource metabolism in London, towards strategies for better resource efficiency ²⁶ . Integrated assessment models such as PRIMA ⁴⁷ or CLEWs models ⁶⁸ that integrate across multiple systems (for example, climate, hydrology, agriculture, land use, socioeconomics and energy systems) to make policy assessments. Other systems models include BRAHEMO ⁴³ , WEF Nexus Tool 2.0 ²⁸ , Foreseer Tool ⁵¹ and WEF SI ¹¹⁵ .

Many studies integrate multiple different methods (for example, physical models and economic models were integrated to create multi-sector systems models).

amount of water for food production (especially irrigation) and energy production⁶³, and associated food security, energy security and water security in food–energy–water studies⁶⁴. Some studies have developed nexus indices that collapse the main nexus variables into a single number that is convenient for assessing different strategies and scenarios⁶⁵. Some indices in nexus studies overlap with SDG indicators⁶⁶, such as CO₂ emissions and environmental footprints^{26,29}, facilitating direct connections between nexus research and SDGs.

Nexus relationships can be analysed using a variety of tools such as life-cycle assessment, material flow analysis, input–output analysis⁶⁷, multi-sectoral system analysis²⁶, integrated assessment models⁶⁸ and general linear model statistical analyses (Table 2). There are different types of data available, such as resource production, productivity, use, attitudes, intentions and perceptions⁶⁹, biophysical measurements⁶⁹ and remote sensing data⁷⁰. Data may come from different sources, including experiments, the literature, governmental agencies and international organizations⁶⁷. Different tools serve different purposes. For example, network analysis quantifies embodied energy and GHG emissions from irrigation through virtual water transfers in food trade⁷¹. Sankey diagrams⁷² are useful to visualize the relationships and flows among different components. Although multi-objective optimization has been used in other fields, the method has just begun to be used in food–energy–water nexus research and decision-making⁷³, such as optimizing cropping patterns for maximum economic water and energy productivity and minimum use⁶⁵.

Simulating nexus dynamics. Nexus studies can benefit from computer simulations that evaluate temporal nexus dynamics (for example, intergenerational trade-offs, time lags and legacy effects) in the absence of long-term empirical data and project when SDGs may be achieved. Nexus models can elucidate the consequences of various scenarios such as different technology adoptions²⁶ and different levels of savings and cost effectiveness⁷⁴. Scenarios can also identify complex and dynamic interactions such as temporal trade-offs⁷⁵, co-benefits⁷⁶ and synergies⁷⁰ among different nexus sectors or components^{26,75}. Model simulation results may include values of various environmental and socio-economic nexus indicators and indices.

It is challenging to examine the performance of nexus models because outputs of all sectors and their interactions need to be evaluated. For model validation, empirical data are needed for assessing all nexus sectors and their interactions instead of just one focal sector as in silo models. More efforts are needed to evaluate how sensitive each sector and its interactions are to changes in other model components or how uncertainty associated with errors or lack of knowledge affects all sectors and their interactions⁷⁴.

Engaging with stakeholders. Working with relevant stakeholders to co-design, co-produce and co-implement the research⁷⁷ throughout all the steps illustrated above can enhance the relevance of research by incorporating experiences and needs from the stakeholders⁵⁹. Stakeholder involvement is challenging⁷⁸ as it requires more time and money as well as more organizing and coordinating efforts, but it is essential to identify conflicts and solutions such as how real-world conflicts might be overcome by nexus approaches. Although co-production of knowledge between scientists and stakeholders is not a new concept, it has gained more traction recently⁵⁴. However, so far only a small proportion of studies have engaged stakeholders⁷⁹. For example, stakeholders participated in collecting data for the simulation model of water allocation for food production and hydropower generation in Sri Lanka, reviewing and implementing the water allocation plan and reviewing the implementation outcomes⁵⁸. Another example is a study where researchers engaged in scenario building with local stakeholders in Ethiopia and Rwanda to

hone the design of a nexus toolkit for addressing inter-related issues such as biomass use, hydropower and irrigation⁸⁰.

Future directions

Application and implementation of nexus approaches are still in their infancy. Below we identify major research gaps and offer suggestions for enhancing their applications to research, policy, governance and management.

Expanding nexus frameworks. Nexus frameworks need to be expanded in several different ways. First, more and different sectors need to be included, such as the health impacts of alternative diets, of alternative energy sources and of alternative crops and agronomic practices. Indeed, the numerous linkages among agriculture, diet, health, GHG emissions, biodiversity, water and energy are sufficiently strong that effective policies may need to consider all of these sectors simultaneously. So far, most nexus studies focus on two sectors, such as energy and water, water and food, food and energy or food and biodiversity (Table 1). New efforts are underway to evaluate nexuses with three sectors (Table 1), such as food–energy–water. Few studies have included four or more sectors^{67,81} (Table 1). As new sectors are added, the number of interactions among sectors increases greatly and it is important to evaluate the benefits and costs of adding more sectors.

Second, it is important to bridge nexuses across small and large scales or levels (integrating both top-down and bottom-up approaches). For instance, the food–energy–water nexus at the state level may affect various sectors at the county as well as national and international levels. California is a major food producer and exporter, which require substantial energy and water, yet it also experiences growing conflicts over water resources and shortages^{82,83}. Food–energy–water connections at the level of California have important impacts on health, food, energy and water policies at the national and international levels.

Third, more widely applicable nexus frameworks are needed to simultaneously address nexuses in multiple places and the increasing spatial separation between resource production and consumption, which may reallocate costs and benefits across different places. In other words, achieving SDGs in one place may enhance or compromise SDGs in other places. However, the current nexus conceptual frameworks often focus on a specific place or context⁸⁴. The new integrated framework of metacoupling (socioeconomic and environmental interactions across space) can account for nexuses within a specific place (intracoupling), between adjacent places (pericoupling) and between distant places (telecoupling)⁸⁵ (Fig. 3). Each place can be viewed as a coupled human and natural system⁸⁶. Sustainability is a coupled human and natural systems issue, not just a technical issue, although techniques such as quantitative methods and computer models can help address drivers and dynamics of sustainability challenges such as growth in population size and number of households, economic growth, power relations and policies⁸⁷ (Fig. 3). The metacoupling framework takes an interdisciplinary perspective to examine socioeconomic and environmental causes (drivers) and effects of flows (for example, movement of matter, energy, information, people, organisms and capital) between systems like countries facilitated by various agents such as investors, traders and policymakers. It can help identify and explicate nexuses within as well as between adjacent and distant systems. For example, food trade can affect the food–water–energy nexus (i) in food exporting countries by increasing water and energy use for the food produced, (ii) in food importing countries by reducing water and energy use for the food consumed, and (iii) globally by increasing or decreasing overall resource use efficiency and associated environmental impacts.

Fourth, it would be useful to apply nexus approaches to SDG implementation. Nexus approaches can help achieve SDGs because

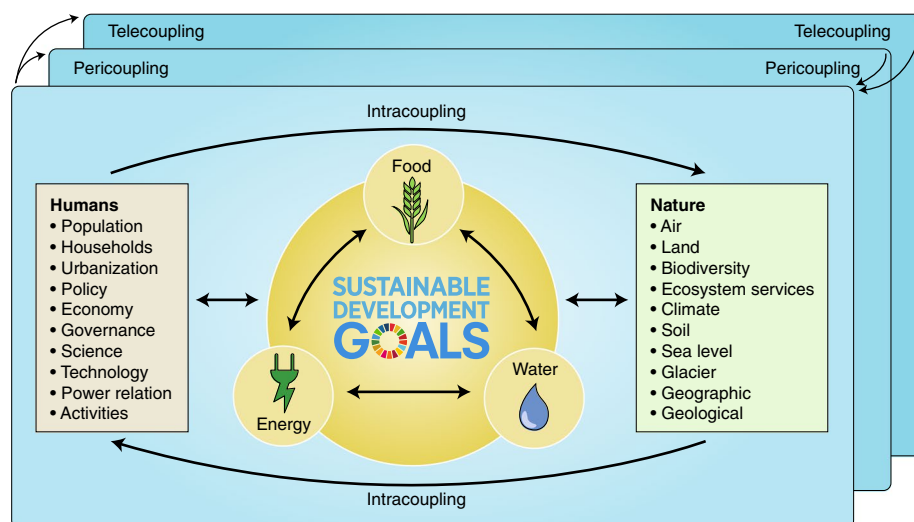


Fig. 3 | Conceptual framework of nexus approaches (using the food–energy–water nexus as an example) across metacoupled human and natural systems. Shown are intracoupling (human–nature interactions within a coupled human and natural system); pericoupling (human–nature interactions between adjacent coupled systems); and telecoupling (human–nature interactions between distant coupled systems). Each coupled system consists of two major subsystems (humans and nature) and includes a wide range of drivers such as population, economic growth, urbanization, power relations and conflicting goals. The nexus is directly or indirectly connected with all SDGs. For the sake of simplicity, dynamics over time and differences at organizational levels are not shown. Credit (symbols): United Nations

SDG goals are interconnected⁸⁸ and linked with the sectors of a particular nexus. For example, the food–energy–water nexus is directly linked with SDGs 2 (zero hunger), 6 (clean water and sanitation) and 7 (affordable and clean energy)^{3,89}. This nexus also directly or indirectly affects all other SDGs (Fig. 1), such as improving human health and well-being (SDG3) by enhancing water quality and quantity, bolstering food safety and nutrition and energy security; advancing economic development (SDG8) through using food system residues to generate bioenergy, treating polluted water using the bioenergy and using treated water to grow food; and mitigating climate change (SDG13) through increasing resource efficiency and reducing CO₂ emissions. As nexus frameworks can make direct or indirect relationships with and between SDGs clear (Table 1 and Figs. 1,3), they can enable integrated SDG implementation as requested in the Agenda 2030. Accordingly, nexus approaches can also monitor progress towards integrated SDG implementation.

Incorporating overlooked drivers and regions. Some important drivers of (un)sustainability and geographic regions have been overlooked in nexus research. Below we highlight household dynamics and marine and coastal regions.

Households are the basic units of consumption (and production in many regions) and need to be linked with nexus approaches to improve understanding of synergies and trade-offs. Human population size has been widely recognized as a major driver of nexus dynamics, for example, as a key determinant of GHG emissions⁹⁰ and demand for resources³⁷ with their consequent effects on the environment. During the twentieth century, global population increased by 270% but inflation-adjusted global per capita buying power increased by 360% (ref. ⁹¹). Household size influences per capita buying power. As recent advances show^{92,93}, household perspectives can offer new insights that differ from population perspectives because globally the number of households increases faster than population size. The faster increase in household numbers and in household incomes leads to dramatically higher environmental impacts and demands for resources^{94,95}. Building on the many studies that have evaluated household consumption of differ-

ent resources separately^{96–98}, more work is needed to assess the synergistic effects of consuming resources (for example, changing food consumption may alter energy and water consumption as energy and water are needed to prepare food). Evaluating household consumption of resources simultaneously may lead to more accurate estimates of global demand for resources, with implications for more-effective policies.

Nexus research should also be expanded to marine and coastal systems. Nexus efforts to date have focused mainly on terrestrial and freshwater systems, although marine systems make up around 70% of the Earth's surface and have great potential for providing food, energy and other ecosystem services⁹⁹. Some studies have linked marine and terrestrial processes, for example, work on desalination of seawater to mitigate freshwater scarcity¹⁰⁰, seafood as a partial solution to food security¹⁰¹ and offshore oil drilling as an important energy source¹⁰². However, little is known about nexus synergies and trade-offs, or the full potential of marine and coastal systems, including near-shore or open-ocean cages for aquaculture, to help meet global resource needs and environmental sustainability. Marine aquaculture increasingly depends on crop-based feeds that indirectly impact the terrestrial food–energy–water nexus. For instance, one study estimates that for one tonne of salmon production, standard feed with high levels of fishmeal and oil used 30 m³ of water and 32,159 MJ of energy¹⁰³. Estimates are similar in low-fishery feed, which replaces fishmeal and oil with plant-based sources (34.1 m³ of water and 31,688 MJ of energy)¹⁰³. Thus, intensifications of aquaculture may cause an increase of nutrient pollution and degrade coastal and marine ecosystems, for example, through higher hypoxia rates¹⁰⁴. On the other hand, sourcing fishmeal from open oceans damages marine ecosystems, and genetically modified (GM) crops with healthy lipid precursors may serve as a potential promising alternative¹⁰⁵. Nexus approaches such as those applied in the Sahara Forest Project in the coastal zones of Qatar and Jordan could change conventional thinking and practices by contributing a new and transdisciplinary lens to the emerging field of 'blue growth'¹⁰⁶, which promotes sustainable development across marine, coastal and terrestrial systems.

Enlarging and diversifying toolboxes. There have recently been several advances in qualitative methods to understand nexus issues, including institutional network analysis and environmental justice frameworks^{107,108}. However, the development of comprehensive quantitative or mixed quantitative/qualitative toolboxes for nexus research has lagged behind. Although a number of quantitative methods have been borrowed from different disciplines¹⁰⁹ (Table 2), their application to nexus research could be improved. Traditional methods used within the individual sectors such as life-cycle assessment¹¹⁰ and footprint analysis⁹ often cannot fully capture cross-sector interactions. Future methods should be more diverse and have the power to implement comprehensive nexus frameworks (Fig. 3), quantify complex systems, collect and integrate data on relevant factors from multiple sources, transfer results from case studies to other contexts and scale up findings from local to global levels as well as scale down large-scale sustainability criteria to local policy and decision-making¹¹¹. Tools are needed to work across all spatial scales at which nexus problems should be governed and managed, and to identify which positive and negative outcomes of the nexus are local, regional, and global¹¹². Common standards are also needed to allow comparisons among studies using compatible boundaries, scales, units and methods to avoid mismatches and minimize differences in estimates.

In the age of big data, greater efforts should be made to integrate data across sectors of the nexus, including remotely sensed data such as those from the Global Earth Observation System of Systems (GEOSS¹¹³). Predicting future resource demand and availability can benefit from the integration of environment and development scenario projections such as those from shared socioeconomic pathways¹¹⁴. There is great potential to integrate existing big data frameworks to create an interdisciplinary repository of 'big nexus data'. However, harmonizing data and indicators globally is quite a challenge, as the current indicator effort related to the SDGs demonstrates.

New integrative metrics and methods are needed to measure interrelationships across sectors¹¹⁵. Some metrics relate to efficiency and productivity, such as water and food per unit energy, water and energy per unit crop yield, and energy and food per unit water¹¹⁶. These simple metrics can serve as a foundation for building more comprehensive cross-sector metrics and models. Besides considering social values, there are also technical and political difficulties in terms of how to weight the importance of different resource productivities in both models and management planning. Addressing these issues can help develop comprehensive and effective guidance for nexus planning and governance.

Toolboxes need to integrate both the advances in qualitative analysis and quantitative modelling for adaptive nexus governance and management processes. These processes should address uncertainties systematically and support robust decision-making for achieving SDGs. As addressing SDGs will be associated with considerable uncertainties, improved methods are needed to assess, communicate and manage interlinked risks in the face of global change.

Transforming policy-making, governance, and management.

Researchers and stakeholders need to have closer dialogues to co-generate knowledge relevant for policy- and decision-makers and other stakeholders¹¹⁷, and for complementing sector-focused approaches with nexus-based approaches in support of more integrated policies. Such an enhancement can facilitate coherence, complementarities and coordination among sectors⁶⁴, detect major constraints and potential leverage points for triggering change and map feasible and effective pathways for addressing multiple SDGs.

Nexus approaches can help to reconcile the human health-, environment- and development-oriented goals and targets within and across the SDGs^{52,115}. For example, circular economy concepts that reframe wastes as valued resources instead of negative production

externalities can help reduce environmental footprints and enhance economic efficiencies¹¹⁸ and improve livelihoods. New uses for by-products such as biogas from waste and bioenergy from plants with crassulacean acid metabolism also hold promise¹¹⁸. Rethinking trade-offs between bioenergy and food security can promote further synergies. For instance, well-designed biofuel programmes might have positive effects on food security through diversifying income sources, increasing energy for food supply chain and domestic use and generating beneficial spin-off effects on water and other sectors¹¹⁹.

Nexus approaches that consider inter-sectoral and inter-regional interactions help to avoid 'leakage' or 'spillovers', that is, transferring problems from one sector or region to another instead of solving them¹²⁰. Reflexive governance offers potential to implement such approaches because it encompasses networks of relevant actors such as policymakers, entrepreneurs and civil society from multiple sectors that reshape governance structures as situations change¹²⁰. Under a reflexive governance framework, actors engage in self-reflection that considers social relationships and broader institutional structure and functioning that can be modified over time. Nexus research can also help design systemic and flexible governance instruments that support integration both horizontally (across organizations at the same level) and vertically (across organizations at lower and higher levels)¹²¹ and also across regions. One example is an integrative social network approach that identified complex synergies across different levels of institutional structure for food–energy–water nexus management in the Blue Nile River, Ethiopia¹⁴. Stakeholders engaged in participatory network mapping, which revealed the complexity of conflicts and communication bottlenecks over in-demand resources such as land for food, water and energy development. Such instruments need to integrate market-based and network-based approaches that support innovative co-production of knowledge and learning¹²¹. They should better account for the political economy and social science aspects of decision-making in the nexus to guide and influence consumers' choices. By doing so, nexus approaches could also improve political stability among countries competing for common resources (for example, water in the Middle East) by enhancing human securities while reducing environmental pressures and resource demand.

There are many cross-sectoral coordination challenges¹²². Barriers to coordination arise from rigid sectoral regulatory frameworks as well as planning and implementation procedures, entrenched domain interests and power structures, and established sectoral communication structures. Currently, most educational and management systems do not embrace cross-cutting expertise and instead conform to traditional silo approaches¹²². Few policy frameworks exist that explicitly address nexus coordination. To address this gap, the nexus concept is entering centre stage for debates among private, public, academic and other stakeholders¹²³. Changes need to be implemented among institutions to harmonize cross-sectoral policies, align strategies across sectors and incentives, encourage cross-sectoral investment and encourage the development of an interdisciplinary knowledge base¹²².

Nexus governance should be closely connected with the integrated SDG implementation because nexuses are directly or indirectly related to all SDGs (Fig. 1). Although some studies have recognized synergies and trade-offs among SDGs within a place¹²⁴, little is known about the SDG inter-relationships among different places⁸⁵. There are explicit and implicit statements that the goals should be achieved everywhere. For instance, SDG1 aims "to end poverty in all its forms everywhere"³. However, the gaps between the current conditions and SDGs are vastly different among countries¹²⁵. Applying the metacoupling framework would help enhance contributions of nexus approaches to achieving SDGs within as well as across adjacent and distant places¹²⁶. Other advances such as integrating advanced sustainability analysis and network analysis to

quantify synergies among SDG indicators across different places¹²⁷ shows promise and should be combined with the nexus approaches explored in this article.

Conclusions

The nexus approaches highlight the need for and potential benefits of taking a broad, multi-sector, multi-scale and multi-regional perspective to solve global challenges, such as those related to the SDGs. Although giving a name to this perspective may be viewed as the needless creation of a buzzword^{17,18}, the reason for bestowing this terminology is to remind researchers and policymakers of the strong linkages among sectors, scales and regions and the potential need to be aware of trade-offs and to seek synergies when solving major problems. Nexus approaches can help uncover synergies and detect harmful trade-offs among different sectors, scales and regions, reveal unexpected consequences and promote integrated planning, decision-making, governance and management. As a result, they can help enhance cooperation and reduce conflicts among sectors, scales and regions, increase resource-use efficiency and reduce wastes and pollutants. Management of cross-sectoral, cross-scale and cross-regional integration is a major issue in both nexus approaches and SDGs.

There are reasons for optimism but the challenges are also great: providing an anticipated global population of 10–11 billion in 2100 with sustainable resources will require new perspectives and strong partnerships among science, government, industry and citizens. More efforts are needed to develop, implement and apply comprehensive nexus frameworks; incorporate overlooked drivers and regions; expand and diversify nexus toolboxes; and mainstream nexus approaches into policymaking, governance and management. Because nexus approaches require a broader range of expertise, more data, more coordination among sectors and more resources, they are challenging to implement. The examples so far demonstrate that nexus approaches can be feasible. However, it will be important to determine those problems for which nexus approaches would provide sufficient added value to justify the added effort. By continuing to expand the implementation efforts, novel interventions will emerge to meet the resource demands of a richer and more populous world while maintaining human well-being and building a sustainable and resilient planet.

Received: 10 July 2017; Accepted: 7 August 2018;

Published online: 14 September 2018

References

- Liu, J. et al. Systems integration for global sustainability. *Science* **347**, 1258832 (2015).
- IPCC Climate Change 2014: Synthesis Report (eds Core Writing Team, Pachauri, R. K. & Meyer L. A.) (IPCC, 2015).
- The sustainable development agenda. *United Nations* <http://www.un.org/sustainabledevelopment/development-agenda/> (2016).
- Rockström, J. Future Earth. *Science* **351**, 319–319 (2016).
- Jin, Q., Wei, J., Yang, Z.-L. & Lin, P. Irrigation-induced environmental changes around the Aral Sea: An integrated view from multiple satellite observations. *Remote Sensing* **9**, 900 (2017).
- Micklin, P. The Aral sea disaster. *Annu. Rev. Earth Planet. Sci.* **35**, 47–72 (2007).
- Daily, G. *Nature's Services: Societal Dependence On Natural Ecosystems* (Island Press, Washington DC, 1997).
- Costanza, R. et al. Changes in the global value of ecosystem services. *Global Environ. Change* **26**, 152–158 (2014).
- Hoekstra, A. Y. & Wiedmann, T. O. Humanity's unsustainable environmental footprint. *Science* **344**, 1114–1117 (2014).
- Steffen, W. et al. Planetary boundaries: guiding human development on a changing planet. *Science* **347**, 1259855 (2015).
- Biswas, A. K. Integrated water resources management: Is it working? *Int. J. Water Resour. Dev.* **24**, 5–22 (2008).
- Sayer, J. et al. Ten principles for a landscape approach to reconciling agriculture, conservation, and other competing land uses. *Proc. Natl Acad. Sci. USA* **110**, 8349–8356 (2013).
- Botey, A. P., Garvin, T. & Szostak, R. Interdisciplinary research for ecosystem management. *Ecosystems* **17**, 512–521 (2014).
- Stein, C. et al. *Advancing the Water-Energy-Food Nexus: Social Networks and Institutional Interplay in the Blue Nile Report* 9290907991 (CGIAR Research Program on Water, Land and Ecosystems, 2014).
- De Laurentiis, V., Hunt, V. D. & Rogers, D. C. Overcoming food security challenges within an energy/water/food nexus (EWFN) approach. *Sustainability* **8**, 95 (2016).
- Scott, C. A., Kurian, M. & Wescoat, J. L. Jr in *Governing the Nexus* (eds Kurian, M. & Ardakanian, R.) 15–38 (Springer, Cham, 2015).
- Wichelns, D. The water-energy-food nexus: Is the increasing attention warranted, from either a research or policy perspective? *Env. Sci. Pol.* **69**, 113–123 (2017).
- Cairns, R. & Krzywoszynska, A. Anatomy of a buzzword: the emergence of 'the water-energy-food nexus' in UK natural resource debates. *Env. Sci. Pol.* **64**, 164–170 (2016).
- Li, X., Feng, K., Siu, Y. L. & Hubacek, K. Energy-water nexus of wind power in China: the balancing act between CO₂ emissions and water consumption. *Energy Pol.* **45**, 440–448 (2012).
- Amón, R., Maulhardt, M., Wong, T., Kazama, D. & Simmons, C. W. Waste heat and water recovery opportunities in California tomato paste processing. *Appl. Thermal Eng.* **78**, 525–532 (2015).
- Development and globalization: facts and figures. UN http://stats.unctad.org/Dgff2016/partnership/goal17/target_17_14.html (2016).
- Ringler, C., Bhaduri, A. & Lawford, R. The nexus across water, energy, land and food (WELF): potential for improved resource use efficiency? *Curr. Opin. Env. Sustain.* **5**, 617–624 (2013).
- Progress on Sanitation and Drinking Water: 2015 Update and MDG Assessment* (WHO, UNICEF, 2015).
- Hunger statistics. WFP <https://www.wfp.org/hunger/stats> (2016).
- World Energy Outlook 2015* (International Energy Agency, 2015).
- Walker, R. V., Beck, M. B., Hall, J. W., Dawson, R. J. & Heidrich, O. The energy-water-food nexus: strategic analysis of technologies for transforming the urban metabolism. *J. Env. Manag.* **141**, 104–115 (2014).
- Hawkesford, M. J. Reducing the reliance on nitrogen fertilizer for wheat production. *J. Cereal Sci.* **59**, 276–283 (2014).
- Daher, B. T. & Mohtar, R. H. Water-energy-food (WEF) nexus tool 2.0: guiding integrative resource planning and decision-making. *Water Int.* **40**, 748–771 (2015).
- Daccache, A., Ciurana, J. S., Diaz, J. A. R. & Knox, J. W. Water and energy footprint of irrigated agriculture in the Mediterranean region. *Env. Res. Lett.* **9**, 124014 (2014).
- Ozkan, B., Akcaoz, H. & Karadeniz, F. Energy requirement and economic analysis of citrus production in Turkey. *Energy Conv. Manag.* **45**, 1821–1830 (2004).
- Rinaldi, M., Losavio, N. & Flagella, Z. Evaluation and application of the OILCROP-SUN model for sunflower in southern Italy. *Agric. Syst.* **78**, 17–30 (2003).
- Hatfield-Dodds, S. et al. Australia is 'free to choose' economic growth and falling environmental pressures. *Nature* **527**, 49–53 (2015).
- Jeswani, H. K., Burkinshaw, R. & Azapagic, A. Environmental sustainability issues in the food-energy-water nexus: breakfast cereals and snacks. *Sust. Prod. Consump.* **2**, 17–28 (2015).
- Rasul, G. Food, water, and energy security in South Asia: a nexus perspective from the Hindu Kush Himalayan region. *Env. Sci. Pol.* **39**, 35–48 (2014).
- Lane, J. Biofuel targets around the world: 2016 *Biofuels Digest* <http://www.biofuelsdigest.com/bdigest/2016/01/03/biofuels-mandates-around-the-world-2016/> (2016).
- Vlachogianni, T. & Valavanidis, A. Energy and environmental impact on the biosphere energy flow, storage and conversion in human civilization. *Am. J. Educ. Res.* **1**, 68–78 (2013).
- Hoff, H. *Understanding the Nexus* (Bonn2011 Nexus Conference, 2011).
- Searchinger, T., Edwards, R., Mulligan, D., Heimlich, R. & Plevin, R. Do biofuel policies seek to cut emissions by cutting food? *Science* **347**, 1420–1422 (2015).
- Searchinger, T. et al. Use of US croplands for biofuels increases greenhouse gases through emissions from land-use change. *Science* **319**, 1238–1240 (2008).
- Francis, G., Edinger, R. & Becker, K. A concept for simultaneous wasteland reclamation, fuel production, and socio-economic development in degraded areas in India: Need, potential and perspectives of *Jatropha* plantations. *Nat. Resour. Forum* **29**, 12–24 (2005).
- Ross, A. & Connell, D. The evolution and performance of river basin management in the Murray-Darling Basin. *Ecol. Soc.* **21**, 39 (2016).
- Zarfl, C., Lumsdon, A. E., Berlekamp, J., Tydecks, L. & Tockner, K. A global boom in hydropower dam construction. *Aquat. Sci.* **77**, 161–170 (2015).
- Yang, Y. E., Wi, S., Ray, P. A., Brown, C. M. & Khalil, A. F. The future nexus of the Brahmaputra River Basin: climate, water, energy and food trajectories. *Global Environ. Change* **37**, 16–30 (2016).

44. Liu, J. & Yang, W. Water sustainability for China and beyond. *Science* **337**, 649–650 (2012).
45. Rasul, G. Water for growth and development in the Ganges, Brahmaputra, and Meghna basins: an economic perspective. *Int. J. River Basin Manag.* **13**, 387–400 (2015).
46. Rasul, G. Why Eastern Himalayan countries should cooperate in transboundary water resource management. *Water Pol.* **16**, 19–38 (2014).
47. Kraucunas, I. et al. Investigating the nexus of climate, energy, water, and land at decision-relevant scales: the Platform for Regional Integrated Modeling and Analysis (PRIMA). *Clim. Change* **129**, 573–588 (2015).
48. Bartos, M. D. & Chester, M. V. The conservation nexus: valuing interdependent water and energy savings in Arizona. *Env. Sci. Technol.* **48**, 2139–2149 (2014).
49. de Strasser, L., Lipponen, A., Howells, M., Stec, S. & Bréthaut, C. A methodology to assess the water energy food ecosystems nexus in transboundary river basins. *Water* **8**, 59 (2016).
50. *Water Security: the Water-Food-Energy-Climate Nexus* (World Economic Forum Water Initiative, Island Press, Washington DC, 2012).
51. Mukuve, F. M. & Fenner, R. A. Scale variability of water, land, and energy resource interactions and their influence on the food system in Uganda. *Sust. Prod. Consum.* **2**, 79–95 (2015).
52. Tilman, D. & Clark, M. Global diets link environmental sustainability and human health. *Nature* **515**, 518–522 (2014).
53. Hussey, K. & Pittcock, J. The energy-water nexus: managing the links between energy and water for a sustainable future. *Ecol. Soc.* **17**, 31 (2012).
54. Howarth, C. & Monasterolo, I. Opportunities for knowledge co-production across the energy-food-water nexus: Making interdisciplinary approaches work for better climate decision making. *Env. Sci. Pol.* **75**, 103–110 (2017).
55. Conway, D. et al. Climate and southern Africa's water-energy-food nexus. *Nat. Clim. Change* **5**, 837–846 (2015).
56. Ozturk, I. Sustainability in the food-energy-water nexus: evidence from BRICS (Brazil, the Russian Federation, India, China, and South Africa) countries. *Energy* **93**, 999–1010 (2015).
57. Topi, C., Esposto, E. & Govigli, V. M. The economics of green transition strategies for cities: can low carbon, energy efficient development approaches be adapted to demand side urban water efficiency? *Env. Sci. Pol.* **58**, 74–82 (2016).
58. Manthirithilake, H. & Liyanagama, B. S. Simulation model for participatory decision making: water allocation policy implementation in Sri Lanka. *Water Int.* **37**, 478–491 (2012).
59. Endo, A. et al. Methods of the water-energy-food nexus. *Water* **7**, 5806–5830 (2015).
60. Flammini, A., Puri, M., Pluschke, L. & Dubois, O. *Walking the Nexus Talk: Assessing the Water-Energy-Food Nexus in the Context of the Sustainable Energy for All Initiative* (FAO, 2017).
61. Weitz, N., Carlsen, H., Nilsson, M. & Skånberg, K. Towards systemic and contextual priority setting for implementing the 2030 Agenda. *Sustain. Sci.* **13**, 531–548 (2018).
62. Pahl-Wostl, C. Governance of the water-energy-food security nexus: A multi-level coordination challenge. *Env. Sci. Pol.* <https://doi.org/10.1016/j.envsci.2017.07.017> (2017).
63. El Gafy, I., Grigg, N. & Reagan, W. Dynamic behaviour of the water-food-energy nexus: focus on crop production and consumption. *Irrig. Drain.* **66**, 19–33 (2017).
64. Lawford, R. et al. Basin perspectives on the water-energy-food security nexus. *Curr. Opin. Env. Sustain.* **5**, 607–616 (2013).
65. El Gafy, I., Grigg, N. & Reagan, W. Water-food-energy nexus index to maximize the economic water and energy productivity in an optimal cropping pattern. *Water Int.* **42**, 495–503 (2017).
66. Karnib, A. A Quantitative nexus approach to analyze the interlinkages across the sustainable development goals. *J. Sustain. Dev.* **10**, 173 (2017).
67. Bleischwitz, R., Hoff, H., Spataru, C., van der Voet, E. & VanDeveer, S. D. *Routledge Handbook of the Resource Nexus* (Routledge, London, 2018).
68. Welsch, M. et al. Adding value with CLEWS-modelling the energy system and its interdependencies for Mauritius. *Appl. Energy* **113**, 1434–1445 (2014).
69. Fasel, M., Bréthaut, C., Rouholahnejad, E., Lacayo-Emery, M. A. & Lehmann, A. Blue water scarcity in the Black Sea catchment: Identifying key actors in the water-ecosystem-energy-food nexus. *Env. Sci. Pol.* **66**, 140–150 (2016).
70. Mortensen, J. G. et al. Advancing the food-energy-water nexus: closing nutrient loops in arid river corridors. *Env. Sci. Technol.* **50**, 8485–8496 (2016).
71. Vora, N., Shah, A., Bilec, M. M. & Khanna, V. Food-energy-water nexus: quantifying embodied energy and GHG emissions from irrigation through virtual water transfers in food trade. *ACS Sustain. Chem. Eng.* **5**, 2119–2128 (2017).
72. Wicaksono, A., Jeong, G. & Kang, D. Water, energy, and food nexus: review of global implementation and simulation model development. *Water Pol.* **19**, 440–462 (2017).
73. Dhaubanjari, S., Davidsen, C. & Bauer-Gottwein, P. Multi-objective optimization for analysis of changing trade-offs in the Nepalese water-energy-food nexus with hydropower development. *Water* **9**, 162 (2017).
74. Hussien, W. E. A., Memon, F. A. & Savic, D. A. An integrated model to evaluate water-energy-food nexus at a household scale. *Env. Model. Soc.* **93**, 366–380 (2017).
75. Perrone, D. & Hornberger, G. Frontiers of the food-energy-water trilemma: Sri Lanka as a microcosm of tradeoffs. *Env. Res. Lett.* **11**, 014005 (2016).
76. Ravi, S. et al. Colocation opportunities for large solar infrastructures and agriculture in drylands. *Appl. Energy* **165**, 383–392 (2016).
77. Research for global sustainability. *Future Earth* <http://www.futureearth.org> (2016).
78. Howarth, C. & Monasterolo, I. Understanding barriers to decision making in the UK energy-food-water nexus: The added value of interdisciplinary approaches. *Env. Sci. Pol.* **61**, 53–60 (2016).
79. Endo, A., Tsurita, I., Burnett, K. & Orenco, P. M. A review of the current state of research on the water, energy, and food nexus. *J. Hydrol. Region. Stud.* **11**, 20–30 (2015).
80. Johnson, O. W. & Karlberg, L. Co-exploring the water-energy-food nexus: facilitating dialogue through participatory scenario building. *Front. Env. Sci.* **5**, 24 (2017).
81. Beck, M. B. & Walker, R. V. On water security, sustainability, and the water-food-energy-climate nexus. *Front. Env. Sci. Eng.* **7**, 626–639 (2013).
82. Mann, M. E. & Gleick, P. H. Climate change and California drought in the 21st century. *Proc. Natl Acad. Sci. USA* **112**, 3858–3859 (2015).
83. Fulton, J. & Cooley, H. The water footprint of California's energy system, 1990–2012. *Environ. Sci. Technol.* **49**, 3314–3321 (2015).
84. Leck, H., Conway, D., Bradshaw, M. & Rees, J. Tracing the water-energy-food nexus: description, theory and practice. *Geogr. Compass* **9**, 445–460 (2015).
85. Liu, J. Integration across a metacoupled planet. *Ecol. Soc.* **22**, 29 (2017).
86. Liu, J. et al. Framing sustainability in a telecoupled world. *Ecol. Soc.* **18**, 26 (2013).
87. Meadows, D., Randers, J. & Meadows, D. *Limits to Growth: the 30-year Update* (Chelsea Green Publishing Company, White River Junction, VT, 2004).
88. Nilsson, M., Griggs, D. & Visbeck, M. Map the interactions between sustainable development goals: Mans Nilsson, Dave Griggs and Martin Visbeck present a simple way of rating relationships between the targets to highlight priorities for integrated policy. *Nature* **534**, 320–323 (2016).
89. Mohtar, R. The Importance of the Water-Energy-Food Nexus in the Implementation of the Sustainable Development Goals (SDGs) (OCP Policy Center, 2016).
90. Rosa, E. A. & Dietz, T. Human drivers of national greenhouse-gas emissions. *Nat. Clim. Change* **2**, 581–586 (2012).
91. Tilman, D. et al. Forecasting agriculturally driven global environmental change. *Science* **292**, 281–284 (2001).
92. Stern, P. C. Individual and household interactions with energy systems: toward integrated understanding. *Energy Res. Social Sci.* **1**, 41–48 (2014).
93. Jones, C. & Kammen, D. M. Spatial distribution of US household carbon footprints reveals suburbanization undermines greenhouse gas benefits of urban population density. *Environ. Sci. Technol.* **48**, 895–902 (2014).
94. Liu, J., Daily, G. C., Ehrlich, P. R. & Luck, G. W. Effects of household dynamics on resource consumption and biodiversity. *Nature* **421**, 530–533 (2003).
95. Tilman, D., Balzer, C., Hill, J. & Befort, B. L. Global food demand and the sustainable intensification of agriculture. *Proc. Natl Acad. Sci. USA* **108**, 20260–20264 (2011).
96. Carletto, C., Zezza, A. & Banerjee, R. Towards better measurement of household food security: Harmonizing indicators and the role of household surveys. *Glob. Food Secur.* **2**, 30–40 (2013).
97. Jorgensen, B. S., Martin, J. F., Pearce, M. W. & Willis, E. M. Predicting household water consumption with individual-level variables. *Env. Behav.* **7**, 872–897 (2013).
98. Kwac, J., Flora, J. & Rajagopal, R. Household energy consumption segmentation using hourly data. *IEEE Trans. Smart Grid* **5**, 420–430 (2014).
99. Lubchenco, J., Cerny-Chipman, E. B., Reimer, J. N. & Levin, S. A. The right incentives enable ocean sustainability successes and provide hope for the future. *Proc. Natl Acad. Sci. USA* **113**, 14507–14514 (2016).
100. Elimelech, M. & Phillip, W. A. The future of seawater desalination: energy, technology, and the environment. *Science* **333**, 712–717 (2011).
101. Pauly, D., Watson, R. & Alder, J. Global trends in world fisheries: impacts on marine ecosystems and food security. *Phil. Trans. R. Soc. B* **360**, 5–12 (2005).
102. Bakke, T., Klungsoyr, J. & Sanni, S. Environmental impacts of produced water and drilling waste discharges from the Norwegian offshore petroleum industry. *Mar. Environ. Res.* **92**, 154–169 (2013).
103. Boissy, J. et al. Environmental impacts of plant-based salmonid diets at feed and farm scales. *Aquaculture* **321**, 61–70 (2011).

104. Troell, M. et al. Does aquaculture add resilience to the global food system? *Proc. Natl Acad. Sci. USA* **111**, 13257–13263 (2014).
105. Napier, J. A., Usher, S., Haslam, R. P., Ruiz-Lopez, N. & Sayanova, O. Transgenic plants as a sustainable, terrestrial source of fish oils. *Eur. J. Lipid Sci. Technol.* **117**, 1317–1324 (2015).
106. Børresen, T. Blue growth opportunities in sustainable marine and maritime sectors. *J. Aquat. Food Prod. Technol.* **22**, 217–218 (2013).
107. Middleton, C., Allouche, J., Gyawali, D. & Allen, S. The rise and implications of the water-energy-food nexus in Southeast Asia through an environmental justice lens. *Water Altern.* **8**, Art8-1-2 (2015).
108. Villamayor-Tomas, S., Grundmann, P., Epstein, G., Evans, T. & Kimmich, C. The water-energy-food security nexus through the lenses of the value chain and IAD frameworks. *Water Altern.* **8**, Art8-1-7 (2015).
109. Ferroukhi, R. et al. *Renewable Energy in the Water, Energy, and Food Nexus* (International Renewable Energy Agency Policy Unit, 2015).
110. Al-Ansari, T., Korre, A., Nie, Z. & Shah, N. Development of a life cycle assessment tool for the assessment of food production systems within the energy, water and food nexus. *Sustain. Prod. Consum.* **2**, 52–66 (2015).
111. Häyhä, T., Lucas, P. L., van Vuuren, D. P., Cornell, S. E. & Hoff, H. From planetary boundaries to national fair shares of the global safe operating space-how can the scales be bridged? *Global Environ. Change* **40**, 60–72 (2016).
112. Sharmina, M. et al. A nexus perspective on competing land demands: wider lessons from a UK policy case study. *Env. Sci. Pol.* **59**, 74–84 (2016).
113. GEOSS: group on earth observations. *GEO* <http://www.earthobservations.org/geoss.php> (2016).
114. Krieger, E. et al. The need for and use of socio-economic scenarios for climate change analysis: a new approach based on shared socio-economic pathways. *Glob. Environ. Change* **22**, 807–822 (2012).
115. Giupponi, C. & Gain, A. K. Integrated spatial assessment of the water, energy and food dimensions of the sustainable development goals. *Region. Env. Change* **17**, 1881–1893 (2016).
116. Gleick, P. H., Christian-Smith, J. & Cooley, H. Water-use efficiency and productivity: rethinking the basin approach. *Water Int.* **36**, 784–798 (2011).
117. Mohtar, R. H. & Daher, B. Water-energy-food nexus framework for facilitating multi-stakeholder dialogue. *Water Int.* **41**, 655–661 (2015).
118. Davis, S. C. et al. Closing the loop: integrative systems management of waste in food, energy, and water systems. *J. Env. Stud. Sci.* **6**, 11–24 (2016).
119. Kline, K. L. et al. Reconciling Food Security and Bioenergy: Priorities For Action (GCB Bioenergy, 2016).
120. Halbe, J., Pahl-Wostl, C., A. Lange, M. & Velonis, C. Governance of transitions towards sustainable development-the water-energy-food nexus in Cyprus. *Water Int.* **40**, 877–894 (2015).
121. Pahl-Wostl, C. *Water Governance in the Face of Global Change: From Understanding to Transformation* (Springer, Cham, 2015).
122. Rasul, G. Managing the food, water, and energy nexus for achieving the Sustainable Development Goals in South Asia. *Env. Dev.* **18**, 14–25 (2016).
123. Pahl-Wostl, C. Governance of the water-energy-food security nexus: A multi-level coordination challenge. *Env. Sci. Pol.* <https://doi.org/10.1016/j.envsci.2017.07.017> (2017).
124. Griggs, D., Nilsson, M., Stevance, A. & McCollum, D. (eds.) *A Guide to SDG Interactions: From Science to Implementation* (International Council for Science, 2017).
125. Sachs, J., Schmidt-Traub, G., Kroll, C., Durand-Delacre, D. & Teksoz, K. *SDG Index and Dashboards Report 2017* (Bertelsmann Stiftung and Sustainable Development Solutions Network, 2017).
126. Liu, J. An integrated framework for achieving Sustainable Development Goals around the world. *Ecol. Econ. Soc.* **1**, 11–17 (2018).
127. Mainali, B., Luukkanen, J., Silveira, S. & Kaivo-oja, J. Evaluating synergies and trade-offs among Sustainable Development Goals (SDGs): explorative analyses of development paths in South Asia and sub-Saharan Africa. *Sustainability* **10**, 815 (2018).
128. Salah, A. H., Hassan, G. E., Fath, H., Elhelw, M. & Elsherbiny, S. Analytical investigation of different operational scenarios of a novel greenhouse combined with solar stills. *Appl. Thermal Eng.* **122**, 297–310 (2017).
129. Sachs, I. & Silk, D. *Food and Energy: Strategies for Sustainable Development* (United Nations Univ. Press, Tokyo, 1990).
130. Tuninetti, M., Tamea, S., Laio, F. & Ridolfi, L. A fast-track approach to deal with the temporal dimension of crop water footprint. *Env. Res. Lett.* **12**, 074010 (2017).
131. Ishimatsu, T., Doufene, A., Alawad, A. & de Weck, O. Desalination network model driven decision support system: a case study of Saudi Arabia. *Desalination* **423**, 65–78 (2017).
132. Cowan, W. N., Chang, T., Inglesi-Lotz, R. & Gupta, R. The nexus of electricity consumption, economic growth and CO₂ emissions in the BRICS countries. *Energy Pol.* **66**, 359–368 (2014).
133. Kılıç, Ş. & Kılıç, B. Integrated circular economy and education model to address aspects of an energy-water-food nexus in a dairy facility and local contexts. *J. Cleaner Prod.* **167**, 1084–1098 (2017).
134. Zhang, Y. Accelerating sustainability by hydropower development in China: the story of HydroLancang. *Sustainability* **9**, 1305 (2017).
135. Oyanedel-Craver, V. et al. Women-water nexus for sustainable global water resources. *J. Water Res. Plan. Man.* **143**, 01817001 (2017).
136. Casillas, C. E. & Kammen, D. M. The energy-poverty-climate nexus. *Science* **330**, 1181–1182 (2010).
137. Miller-Robbie, L., Ramaswami, A. & Amerasinghe, P. Wastewater treatment and reuse in urban agriculture: exploring the food, energy, water, and health nexus in Hyderabad, India. *Env. Res. Lett.* **12**, 075005 (2017).
138. LaVanchy, G. T. When wells run dry: water and tourism in Nicaragua. *Ann. Tourism Res.* **64**, 37–50 (2017).
139. Glamann, J., Hanspach, J., Abson, D. J., Collier, N. & Fischer, J. The intersection of food security and biodiversity conservation: a review. *Regional Env. Change* **17**, 1303–1313 (2017).
140. Marston, A. J. Alloyed waterscapes: mining and water at the nexus of corporate social responsibility, resource nationalism, and small-scale mining. *Wiley Interdisc. Rev. Water* **4**, e1175 (2017).
141. Alba, R., Bolding, A. & Ducrot, R. The politics of water payments and stakeholder participation in the Limpopo River Basin, Mozambique. *Water Altern.* **9**, 569 (2016).
142. Lotz-Sisitka, H. et al. Co-designing research on transgressive learning in times of climate change. *Curr. Opin. Env. Sustain.* **20**, 50–55 (2016).
143. Quezada, G., Walton, A. & Sharma, A. Risks and tensions in water industry innovation: understanding adoption of decentralised water systems from a socio-technical transitions perspective. *J. Cleaner Prod.* **113**, 263–273 (2016).
144. Sebri, M. Use renewables to be cleaner: meta-analysis of the renewable energy consumption-economic growth nexus. *Renew. Sustain. Energy Rev.* **42**, 657–665 (2015).
145. Yang, Y. J. & Goodrich, J. A. Toward quantitative analysis of water-energy-urban-climate nexus for urban adaptation planning. *Curr. Opinion Chem. Eng.* **5**, 22–28 (2014).
146. Keskinen, M., Someth, P., Salmivaara, A. & Kumm, M. Water-energy-food nexus in a transboundary river basin: the case of Tonle Sap Lake, Mekong River Basin. *Water* **7**, 5416–5436 (2015).
147. Shrestha, S., Adhikari, S., Babel, M. S., Perret, S. R. & Dhakal, S. Evaluation of groundwater-based irrigation systems using a water-energy-food nexus approach: a case study from Southeast Nepal. *J. Appl. Water Eng. Res.* **3**, 53–66 (2015).
148. Vlotman, W. F. & Ballard, C. Water, food and energy supply chains for a green economy. *Irrig. Drain.* **63**, 232–240 (2014).
149. Zimmerman, R., Zhu, Q. & Dimitri, C. Promoting resilience for food, energy, and water interdependencies. *J. Env. Stud. Sci.* **6**, 50–61 (2016).
150. Ng, T. L., Eheart, J. W., Cai, X. & Braden, J. B. An agent-based model of farmer decision-making and water quality impacts at the watershed scale under markets for carbon allowances and a second-generation biofuel crop. *Water Resour. Res.* **47**, W09519 (2011).

Acknowledgements

Funding from the US National Science Foundation and Michigan AgBioResearch is gratefully acknowledged.

Author contributions

All authors wrote and commented on the manuscript.

Competing interests

The authors declare no competing interests.

Additional information

Reprints and permissions information is available at www.nature.com/reprints.

Correspondence should be addressed to J.L.

Publisher's note: Springer Nature remains neutral with regard to jurisdictional claims in published maps and institutional affiliations.