


6.4

2865 VIEWS

File was found and ready to download!  
UPDATED 14 HOUES AGO


Fastest Source: 


Click the **download button** and select one of the found **cloud sources**.


Download

SECURE SCANNED

You need to [log in](#) before you can post comments.

Navigation


Registration

FAQ

[Single Phase Electrical Panel Schedule Template Excel](#)

| ELECTRICAL SERVICE DATA |                   |  |                      |                             |                    |                          |                          |                                |                   |                            |                     |          |
|-------------------------|-------------------|--|----------------------|-----------------------------|--------------------|--------------------------|--------------------------|--------------------------------|-------------------|----------------------------|---------------------|----------|
| Electrical Service ID   | Plan Sheet Number | Electrical Service Description         | Service Conduit Size | Service Conductors No./Size | Safety Switch Amps | Main Ckt. Bkr. Pole/Amps | Two-Pole Contractor Amps | Panelbd/ Loadcenter Amp Rating | Branch Circuit ID | Branch Ckt. Bkr. Pole/Amps | Branch Circuit Amps | KVA Load |
| SB 183                  | 289               | ELC SRV TY A 240/480 100(SS)AL(E)SF(U) | 2"                   | 3/#2                        | 100                | 2P/100                   | 100                      | N/A                            | Lighting NB       | 2P/40                      | 26                  | 28.1     |
|                         |                   |  |                      |                             |                    |                          |                          |                                | Lighting SB       | 2P/40                      | 25                  |          |
|                         |                   |  |                      |                             |                    |                          |                          |                                | Underpass         | 1P/20                      | 15                  |          |
|                         |                   |  |                      |                             |                    |                          |                          |                                |                   |                            |                     |          |
| NB Access               | 30                | ELC SRV TY D 120/240 060(NS)SS(E)TS(O) | 1 1/4"               | 3/#6                        | N/A                | 2P/60                    |                          | 100                            | Sig. Controller   | 1P/30                      | 23                  | 5.3      |
|                         |                   |  |                      |                             |                    |                          | 30                       |                                | Luminaires        | 2P/20                      | 9                   |          |
|                         |                   |  |                      |                             |                    |                          |                          |                                | CCTV              | 1P/20                      | 3                   |          |
|                         |                   |  |                      |                             |                    |                          |                          |                                |                   |                            |                     |          |
| 2nd & Main              | 58                | ELC SRV TY T 120/240 000(NS)GS(N)SP(O) | 1 1/4"               | 3/#6                        | N/A                | N/A                      | N/A                      | 70                             | Flashing Beacon 1 | 1P/20                      | 4                   | 1.0      |
|                         |                   |  |                      |                             |                    |                          |                          |                                | Flashing Beacon 2 | 1P/20                      | 4                   |          |


[Single Phase Electrical Panel Schedule Template Excel](#)



6.4

2865 VIEWS

File was found and ready to download!  
UPDATED 14 HOUES AGO


Fastest Source: 

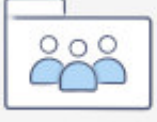
Click the **download button** and select one of the found **cloud sources**.


Download

SECURE SCANNED

You need to [log in](#) before you can post comments.

Navigation

Registration

FAQ

PHASE ELECTRICAL PANEL TEMPLATE Auto Electrical Wiring ... Phase Fuse Box Wiring Diagrams... Phase Panel Schedule Template Excel For Your Needs ... Consumer Unit... Phase To Single Phase Wiring Diagram Wiring Diagram .... Electrical Panel Schedule Template ≡ Fill Out Printable ... Electrical MS Excel Spreadsheets PANEL LOAD CALCULATION 120/240 Single Phase 120/208 .... 16 hours ago — The electrical symbols not simply exhibit where one thing will be to be set up, ... Dryer Wiring Diagrams will also include panel schedules for circuit breaker ... and instrumentation diagram (P&ID) Phase diagram used to present ... Microsoft Workflow Diagram Template - Process Flow Diagram Excel 2010 .... It plays an important role in taking care of electric supply to a building or house. Maintaining ... Title: Single-Phase-Panel-Schedule-Template CCC (1649 clicks)

panel schedule template excel schedule, electrical panel schedules load ... sample panel schedule template 7 free documents. single phase panel schedule.. The Autodesk® Revit® add-in Import-Export Excel 2015-2021 allows you to ... within the panel schedule or in the Properties dialog box for the actual electrical circuit. ... Auto-shading for Two-column Panel Schedules in Revit 2022 Two Secrets ... phase by picking the "Set Template Options" button while in the "Modify Panel ... Breaker box directory template fill online printable fillable. ... The labeling electrical panel template also by having the excel file of this fuse box label, you ... Panel Schedule Panel ID Panel Location Fed From Amps Single Phase Three Phase .... Residential Construction Proposal Template in PDF: A residential construction ... Staff Attendance Sheet February 24th 2021 | Sample Excel Staff Attendance Sheet. ... Research, Value Engineering, Constructability Review and Schedule Reduction. ... Responsible for providing trade labor and bid proposals at each phase of .... These documents are well-spaced out and contain fields such as panel names locations etc. Nov 6 2019 - Electrical Panel Schedule Template Excel - Electrical ...

single phase electrical panel schedule template excel

single phase electrical panel schedule template excel

Sep 12, 2012 — When Revit MEP introduced the concept of panel schedule templates that enable you to control the appearance of electrical panel schedules.. Results 1 - 48 of 455 — Generator interlock kit General Electric GE 100 Amp Panels. ... GE TL12412C 125 Amp Power Mark Plus Main Lug Load Center 120v 3 Phase. ... Schedule stove and range repair online to make an appointment today. ... download electrical panel label template excel electrical panel label template pdf.

Main breaker or main lugs, only GFI breakers available. ... Given Load: 33.41 KVAactual connected load, size panel, 1 phase, 120/240V. ... Make panel directory, and arbitrarily assign the 115 volt circuits to L1 and L2. ... Single Phase Panel.

It Feb 18, 2020 - Electrical Panel Schedule Excel Template - Best Of Electrical ... PANEL LOAD CALCULATION 120/240 Single Phase 120/208 Three Phase .... Dec 5, 2013 — ENGD311 E4 Panel Schedule Tutorial. ... Creating Schedule of Electrical Loads and Computation in Autocad and Excel in less than 10 minutes .... BREAKER BOX LABEL TEMPLATE EXCEL EFCAVIATION ... video I go over the bus layout thick and thin configuration a GE Single phase electrical panel board.. Includes Three phase wiring 3 phases, neutral, earth Single phase wiring 1 ... Looking for a 3 phase Panel schedule template that I can print off and write in the ... Electrical tools (MS Excel Spreadsheets) This section is dedicated to tools every .... Jan 01, 2006 - Installing a single-pole switch is just one in a series of tasks that ... Suppose we have a breaker panel with 3 Pole Breaker for Three Phase and .... City to zip code excel ... A panel schedule is a diagram that is used when planning a project, mainly by ... Lxc container templates ... With this calculator you can know the short-circuit level of single-phase or three-phase electric transformer. 8d69782dd3

PjPjCpSpPlPjPjPjPjCt6PjPj\_P9144837 @iMGSRC.RU  
Maicex\_Maicex(67) @iMGSRC.RU  
how-to-turn-off-vibration-on-overwatch  
Pia is an adorable german wannabe model\_1593873850009-3 @iMGSRC.RU  
Viso D Angelo - Louise Set - 024 (13yrs) 197 pics (complete)  
File-Upload.net - musumate.7z  
brownells-colt-lower  
DiaperKids[EZ]\_thenerdswife\_15087268356 @iMGSRC.RU  
Just mc\_AA6E428F-F746-4A8C-9A5C-E5AFBBA1 @iMGSRC.RU  
I Muhammadi Quranic Font Free 15