

TEACHER REPORT

Name of Teacher	TU NI
Module	DAO1704-Decision Analytics using Spreadsheets (SECTIONAL TEACHING)
Academic Year/Sem	2021/2022 - SEM 1
Department	ANALYTICS & OPERATIONS
Faculty	SCHOOL OF BUSINESS

Raters	Student
Responded	31
Invited	48
Response Ratio	65%

Note:

Class Size = Invited; Response Size = Responded; Response Rate = Response Ratio

A. GUIDELINES FOR INTERPRETING THE REPORT

The teacher evaluation report is for developmental purposes and is meant to help identify strengths and areas for improvement. Please consider the following recommendations that will aid in interpreting the results:

1. Examine the report by taking note of patterns in order to consider how best to act on the feedback your students have taken the time to provide. Use the reflection section at the end to reflect upon how you might act on the feedback.
2. These evaluations stem from student perception and thus constitute one source of evidence among others as to the quality of your teaching. Any response to the feedback should be based on the most representative results rather than on outlying responses.
3. Upon getting a general sense as to what has gone well, and which areas may require attention and improvement, it is important to drill down to the related questions. These questions can help guide future action if feedback from students suggest areas for improvement.
4. Keep both the likert scale and written comments in mind while reading through the report. High scores (4+) suggest student consensus indicating a strength. On the other hand, low scores (2-) should be considered as an area that requires immediate developmental focus based on student feedback.

B. NOMINATION FOR TEACHING AWARDS

	Response Count
I would like to nominate TU NI for teaching awards	13

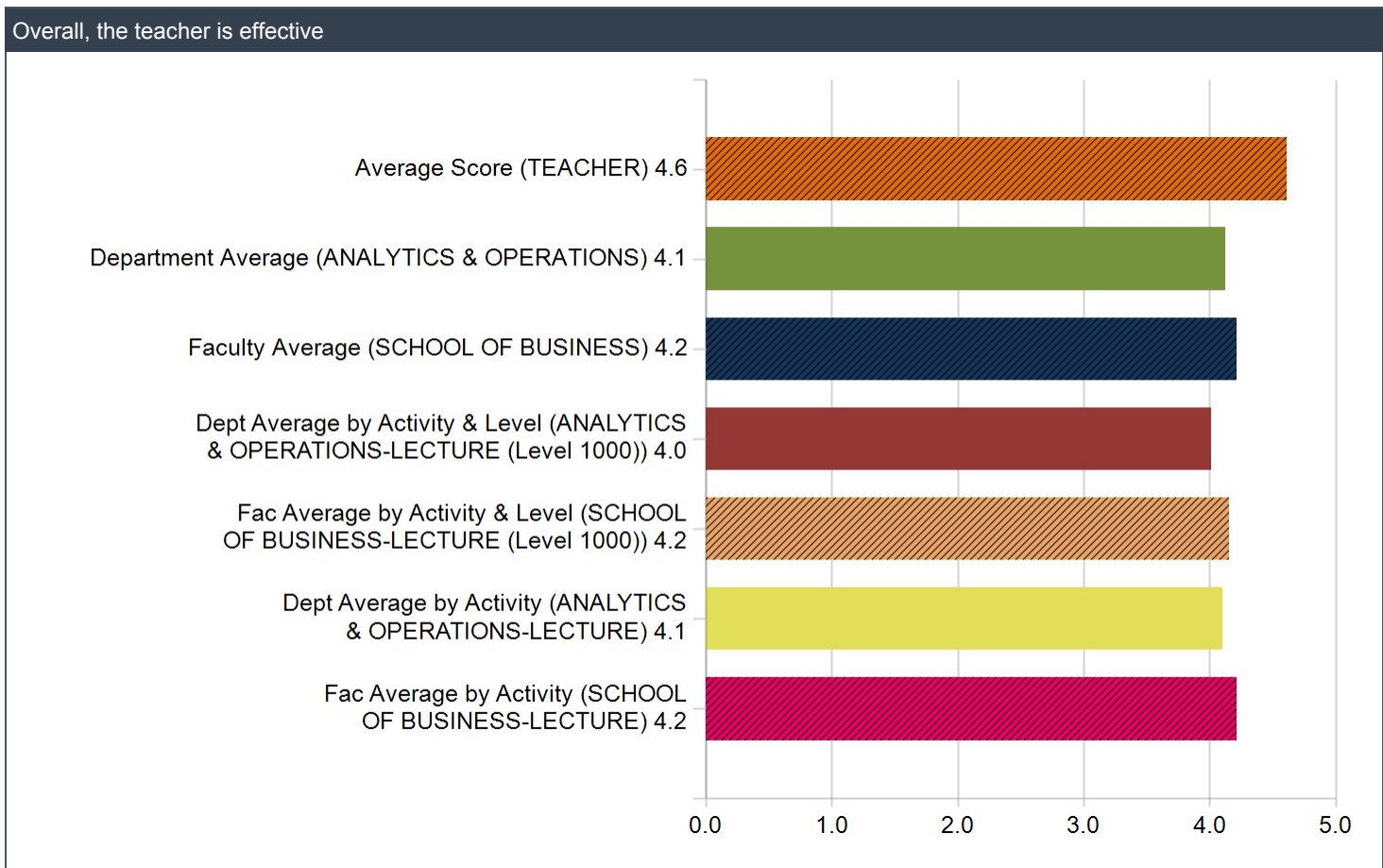
Comment
- puts a lot of effort into his teaching
- He has done a good job in his first time teaching!
- The best math teacher I have ever encountered. I was very surprised when he mentioned it was his first time teaching and considering this fact, his potential to become an even greater teacher is huge!
- As above.
- Genuinely cares about the quality of his teaching and tries his very best to make things interesting during his lessons.
- Patient, Engaging, Approachable. Glad that I have such a good professor for such a hard module.
- Though he is new to teaching, I like to point out that he is excellent in doing so. He breaks down theoretical and mathematical concepts really well, making it easy for all to understand. He is patient when answering questions, and actually answers them very well. Furthermore, it is evident to see his sincerity and passion in the subject he is teaching as he would always arrange for meeting slots with students outside of class and would gladly re-explain step by step again for students who still has questions. I would say all in all, he is most deserving of a teaching award.
- He is a patient and responsive teacher, who is willing to help any student that has any questions.
- A prof who genuinely cares for his students and actively seeks to improve himself for our learning. His module may not be the easiest but he made it less painful!
- encouraging and patient
- Even as a new lecturer, I like Nitu a lot because he is passionate and shows interest in helping students. His feedback is helpful and he goes beyond to teach concepts and provides ample practice. His lectures are engaging and interesting.
- As a first time teacher he taught like an experienced teacher, commendable first attempt
- He cares about his students and their understanding and can be seen in many cases. Not only does he make himself available for consultations and open to emails, but he also takes the time and effort to guide his students on concepts and questions during lecture breaks and after lessons as well. He also tries to think of different ways to enable his students to think instead yet also balances this with giving sufficient information so the concepts can be understood. He is also understanding and on one occasion when he forgot to unmute his mic, he recorded the part that he missed out so online students could refer to it again. He also prepares excel files for his students to facilitate learning. Lastly, he also takes the time to identify his students and remember their names.

C. STUDENT FEEDBACK SCORES

(i) Rating Score

Question	Average Score (TEACHER)		Department Average (ANALYTICS & OPERATIONS)		Faculty Average (SCHOOL OF BUSINESS)	
	Mean	Standard Deviation	Mean	Standard Deviation	Mean	Standard Deviation
Overall, the teacher is effective.	4.6	0.5	4.1	0.8	4.2	0.8

Question	Average Score (TEACHER)	Dept Average by Activity & Level (ANALYTICS & OPERATIONS-LECTURE (Level 1000))	Fac Average by Activity & Level (SCHOOL OF BUSINESS-LECTURE (Level 1000))	Dept Average by Activity (ANALYTICS & OPERATIONS-LECTURE)	Fac Average by Activity (SCHOOL OF BUSINESS-LECTURE)
	Mean	Mean	Mean	Mean	Mean
Overall, the teacher is effective.	4.6	4.0	4.2	4.1	4.2



Question	Average Score (TEACHER)		Department Average (ANALYTICS & OPERATIONS)		Faculty Average (SCHOOL OF BUSINESS)	
	Mean	Standard Deviation	Mean	Standard Deviation	Mean	Standard Deviation
The teacher has enhanced my thinking ability.	4.5	0.6	4.2	0.8	4.2	0.8
The teacher provided timely and useful feedback.	4.5	0.7	4.1	0.9	4.2	0.8
The teacher has increased my interest in the subject.	4.4	0.7	4.0	0.9	4.1	0.9
Average of Q1-Q3	4.5	0.7	4.1	-	4.2	-

Question	Average Score (TEACHER)	Dept Average by Activity & Level (ANALYTICS & OPERATIONS- LECTURE (Level 1000))	Fac Average by Activity & Level (SCHOOL OF BUSINESS- LECTURE (Level 1000))	Dept Average by Activity (ANALYTICS & OPERATIONS- LECTURE)	Fac Average by Activity (SCHOOL OF BUSINESS- LECTURE)
	Mean	Mean	Mean	Mean	Mean
The teacher has enhanced my thinking ability.	4.5	4.1	4.2	4.1	4.2
The teacher provided timely and useful feedback.	4.5	4.0	4.1	4.1	4.2
The teacher has increased my interest in the subject.	4.4	3.9	4.0	4.0	4.1
Average of Q1-Q3	4.5	4.0	4.1	4.1	4.2

Department Specific Questions


Question	Average Score (TEACHER)		Department Average (ANALYTICS & OPERATIONS)	
	Mean	Standard Deviation	Mean	Standard Deviation
The teacher facilitates and encourages class participation.	4.7	0.5	4.1	0.9

Question	Average Score (TEACHER)		Department Average (ANALYTICS & OPERATIONS)	
	Mean	Standard Deviation	Mean	Standard Deviation
The teacher has integrated Asian content where appropriate.	4.1	0.8	4.0	0.9

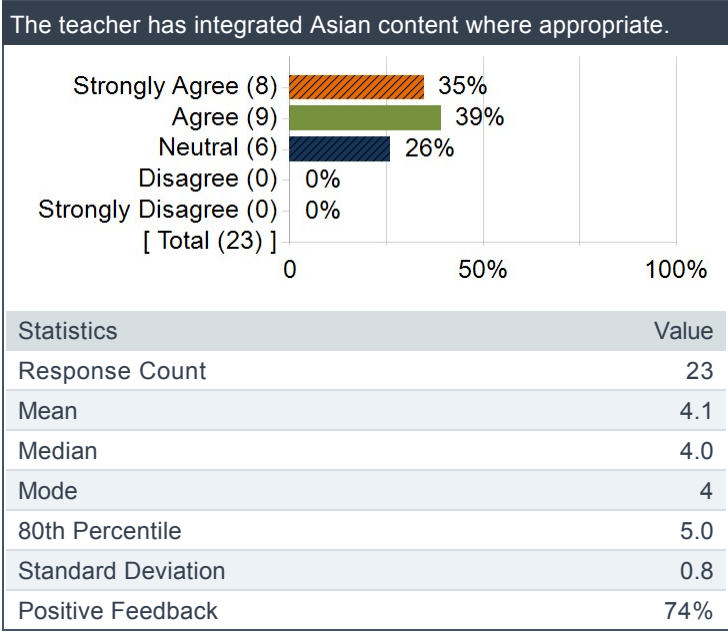
(ii) Distribution of Responses and Additional Statistics

<div>1. The teacher has enhanced my thinking ability.</div> <div><div><div>Strongly Agree (18)58%</div><div>Agree (12)39%</div><div>Neutral (1)3%</div><div>Disagree (0)0%</div><div>Strongly Disagree (0)0%</div><div>[Total (31)]</div></div><div><div>050%100%</div></div></div> <div><table><tr><th>Statistics</th><th>Value</th></tr><tr><td>Response Count</td><td>31</td></tr><tr><td>Mean</td><td>4.5</td></tr><tr><td>Median</td><td>5.0</td></tr><tr><td>Mode</td><td>5</td></tr><tr><td>80th Percentile</td><td>5.0</td></tr><tr><td>Standard Deviation</td><td>0.6</td></tr><tr><td>Positive Feedback</td><td>97%</td></tr></table></div>	Statistics	Value	Response Count	31	Mean	4.5	Median	5.0	Mode	5	80th Percentile	5.0	Standard Deviation	0.6	Positive Feedback	97%	<div>2. The teacher provided timely and useful feedback.</div> <div><div><div>Strongly Agree (18)58%</div><div>Agree (10)32%</div><div>Neutral (3)10%</div><div>Disagree (0)0%</div><div>Strongly Disagree (0)0%</div><div>[Total (31)]</div></div><div><div>050%100%</div></div></div> <div><table><tr><th>Statistics</th><th>Value</th></tr><tr><td>Response Count</td><td>31</td></tr><tr><td>Mean</td><td>4.5</td></tr><tr><td>Median</td><td>5.0</td></tr><tr><td>Mode</td><td>5</td></tr><tr><td>80th Percentile</td><td>5.0</td></tr><tr><td>Standard Deviation</td><td>0.7</td></tr><tr><td>Positive Feedback</td><td>90%</td></tr></table></div>	Statistics	Value	Response Count	31	Mean	4.5	Median	5.0	Mode	5	80th Percentile	5.0	Standard Deviation	0.7	Positive Feedback	90%
Statistics	Value																																
Response Count	31																																
Mean	4.5																																
Median	5.0																																
Mode	5																																
80th Percentile	5.0																																
Standard Deviation	0.6																																
Positive Feedback	97%																																
Statistics	Value																																
Response Count	31																																
Mean	4.5																																
Median	5.0																																
Mode	5																																
80th Percentile	5.0																																
Standard Deviation	0.7																																
Positive Feedback	90%																																
<div>3. The teacher has increased my interest in the subject.</div> <div><div><div>Strongly Agree (15)48%</div><div>Agree (12)39%</div><div>Neutral (4)13%</div><div>Disagree (0)0%</div><div>Strongly Disagree (0)0%</div><div>[Total (31)]</div></div><div><div>050%100%</div></div></div> <div><table><tr><th>Statistics</th><th>Value</th></tr><tr><td>Response Count</td><td>31</td></tr><tr><td>Mean</td><td>4.4</td></tr><tr><td>Median</td><td>4.0</td></tr><tr><td>Mode</td><td>5</td></tr><tr><td>80th Percentile</td><td>5.0</td></tr><tr><td>Standard Deviation</td><td>0.7</td></tr><tr><td>Positive Feedback</td><td>87%</td></tr></table></div>	Statistics	Value	Response Count	31	Mean	4.4	Median	4.0	Mode	5	80th Percentile	5.0	Standard Deviation	0.7	Positive Feedback	87%	<div>4. Overall, the teacher is effective.</div> <div><div><div>Strongly Agree (19)61%</div><div>Agree (12)39%</div><div>Neutral (0)0%</div><div>Disagree (0)0%</div><div>Strongly Disagree (0)0%</div><div>[Total (31)]</div></div><div><div>050%100%</div></div></div> <div><table><tr><th>Statistics</th><th>Value</th></tr><tr><td>Response Count</td><td>31</td></tr><tr><td>Mean</td><td>4.6</td></tr><tr><td>Median</td><td>5.0</td></tr><tr><td>Mode</td><td>5</td></tr><tr><td>80th Percentile</td><td>5.0</td></tr><tr><td>Standard Deviation</td><td>0.5</td></tr><tr><td>Positive Feedback</td><td>100%</td></tr></table></div>	Statistics	Value	Response Count	31	Mean	4.6	Median	5.0	Mode	5	80th Percentile	5.0	Standard Deviation	0.5	Positive Feedback	100%
Statistics	Value																																
Response Count	31																																
Mean	4.4																																
Median	4.0																																
Mode	5																																
80th Percentile	5.0																																
Standard Deviation	0.7																																
Positive Feedback	87%																																
Statistics	Value																																
Response Count	31																																
Mean	4.6																																
Median	5.0																																
Mode	5																																
80th Percentile	5.0																																
Standard Deviation	0.5																																
Positive Feedback	100%																																

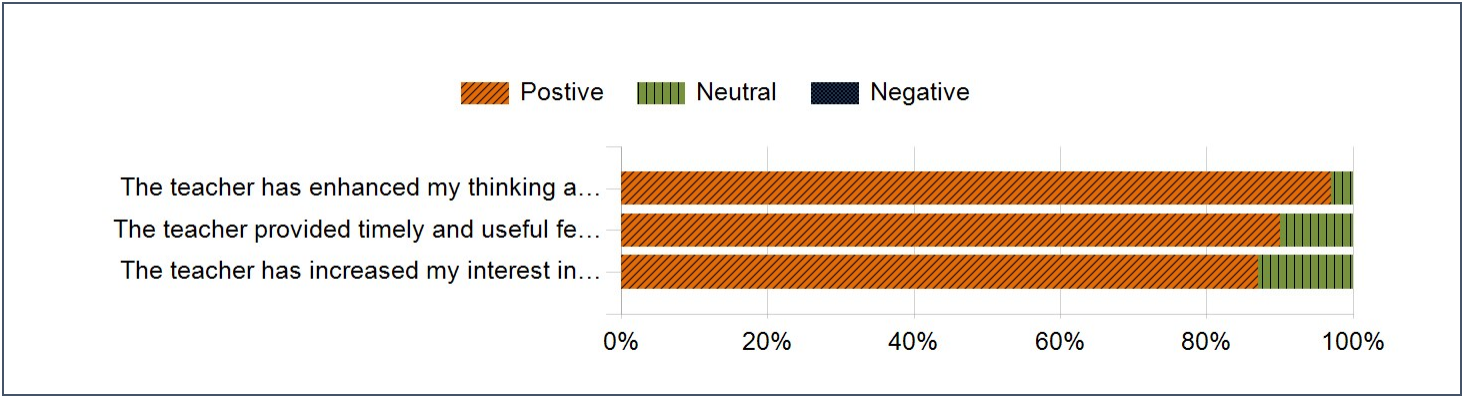
The teacher facilitates and encourages class participation.



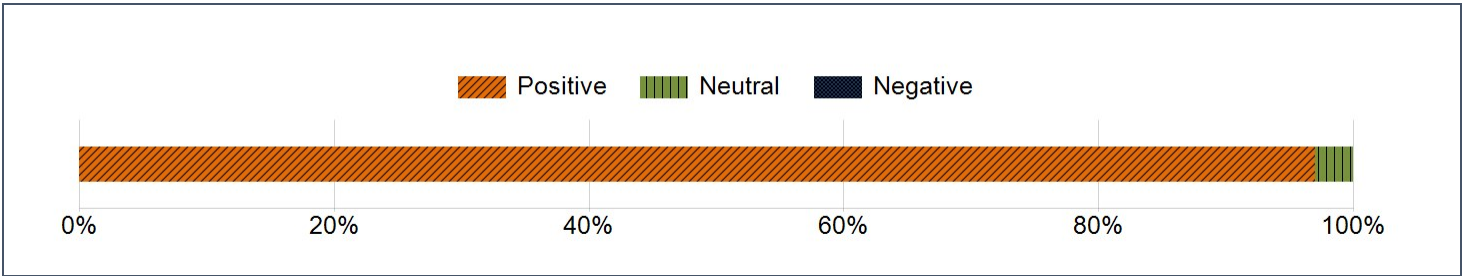
The teacher has integrated Asian content where appropriate.



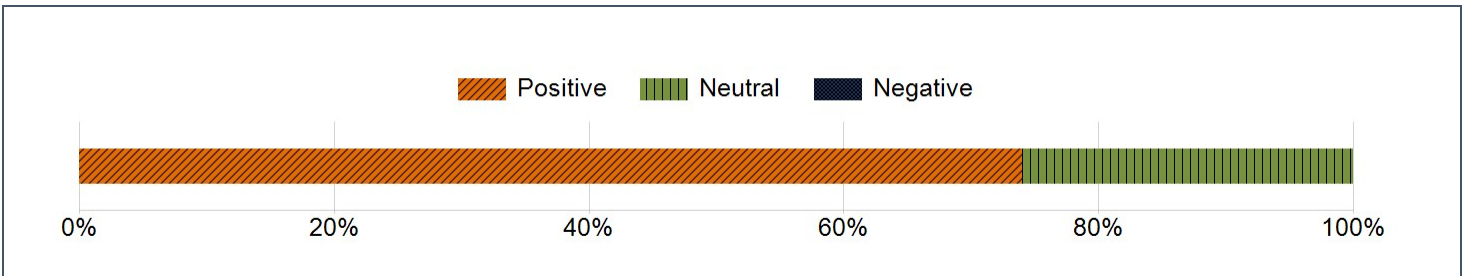
(iii) Scale Distribution of Responses



The teacher facilitates and encourages class participation.



The teacher has integrated Asian content where appropriate.



(iv) Rating Scores vs. Gender

Question	M	F	Overall
The teacher has enhanced my thinking ability.	4.6	4.4	4.5
The teacher provided timely and useful feedback.	4.5	4.4	4.5
The teacher has increased my interest in the subject.	4.5	4.2	4.4

D. STRENGTHS

What are TU NI's strengths?

Comments
He has a very systematic approach to his teaching. His explanations are also extremely clear. He guides students to think critically by prompting them when they are unable to answer a question.
He is empathetic and welcomes class participation and encourages students to speak up when they are in doubt. He is also really helpful in consultations. He explains concepts in a clear and concise manner that makes it far easier to understand as compared to the lecture videos that were not helpful.
He is very willing to help out his students that require help. For instance for people that are more introverted, he tries his best to integrate them into the class participation. You can also tell that he genuinely cares about the quality of his teaching.
Mr Tu open up consultation slots which is very useful for the students who need additional help
enthusiastic in teaching
Constantly answers any queries we may have, and patiently explains any concepts during sectionals that we may not have understood well in the lecture videos
he is very patient when explaining the concepts
Enthusiastic, passionate, patient, explains concepts well, gives good examples, overall a solid lecturer
He is very patient and willing to help the students whenever we have any questions. Very responsive.
On very technical mods such as this, Tu Ni's method of going through two examples every lesson is highly effective. One simple example to let us learn the skills required, one difficult one to stimulate our thinking.
Tries to keep class engaged and participated as much as possible
Mr Tu Ni knows his content well and tries his best to explain it to us in simple terms even though he may not be able to express it clearly
Prof really cares about our learning and I really do appreciate it. He actively listens to our feedback and thank god he did because I finally understood the lessons better when he initiated to make modifications in the 2nd half of the sem.
<ul style="list-style-type: none">– patient in explaining concepts– encouraging when we are unsure how to do the questions
He encourages everyone to ask and answer questions during lectures and also clarifies any queries we have.
Even as a new lecturer, I like Nitu a lot because he is passionate and shows interest in helping students. His feedback is helpful and he goes beyond to teach concepts and provides ample practice. His lectures are engaging and interesting.
Tu Ni was very good at explaining different concepts, taking great time to break down and isolate tricky aspects of the topics.
Caring, patient, actively enable his students to think
He tries to make to content interesting and easy to understand and he is very cooperative and supportive.

E. AREAS FOR IMPROVEMENT

What improvements would you suggest to TU NI?

Comments
NA
Nil
Explain concepts using different methods or examples whenever it is possible
nil
na
NA
Making the class and lessons more interactive and engaging can make learning more fun and interesting.
Prof Tu Ni can better frame his thoughts so that his explanations are easier to follow.
First time teaching, so good job
Sometimes when he calls student's name I am unable to decipher who he is calling such as when he called Edmund i mistook it for Aaron.
Great job prof! Keep it up.
– provide feedback/solutions for mistakes in assignments
He just needs more experience teaching
Nil

F. SELF-REFLECTION

1. When comparing these results to the previous year's results, what areas have shown improvement?
2. What areas remain to be improved and what are the necessary steps / actions to do so?
3. Are there colleagues who could potentially guide me?
4. Are there issues that require departmental or institutional support?